



NZ Metropolitan Trotting Club Inc Harness  
 Race 5: PETER BAKEN RETIREMENT MOBILE PACE - 1980m  
 05 June 2026 - 7:05PM



Weather: Fine

Field Times (Race Tempo)      2:24.10 (0:11.22)    2:12.88 (0:14.24)    1:58.64 (0:13.98)    1:44.67 (0:14.20)    1:30.47 (0:15.62)    1:14.85 (0:14.89)    0:59.96 (0:14.52)    0:45.43 (0:15.34)

Rank	TAB#	Horse	Overall Time	First 400m	Top Speed km/h (Section)	L1980	L1800	L1600	L1400	L1200	L1000	L800	L600
	(BAR#)	Driver	Margin (DT-W)	Last 600m	Fastest Section (Time)	Start - 1800	1800 - 1600	1600 - 1400	1400 - 1200	1200 - 1000	1000 - 800	800 - 600	600 - 400
1	5	Trump Card	2:24.10	0:28.41	53.6 (1000-800)	2:24.10	2:12.32 [7]	1:57.67 [6]	1:43.59 [7]	1:29.64 [6]	1:14.14 [6]	0:59.96 [1]	0:45.43 [1]
	(5)	B N Orange		0:45.43	1400-1200 (0:13.96)	(0:11.78)	(0:14.65)	(0:14.08)	(0:13.96)	(0:15.50)	(0:14.18)	(0:14.52)	(0:15.34)
2	8	Malakai	2:24.27	0:28.75	52.9 (1600-1400)	2:24.27	2:12.16 [9]	1:57.43 [8]	1:43.50 [8]	1:29.56 [8]	1:13.93 [8]	0:58.90 [8]	0:44.51 [8]
	(8)	John R Dunn	1.0L (-7)	0:44.51	1600-1400 (0:13.92)	(0:12.11)	(0:14.73)	(0:13.92)	(0:13.94)	(0:15.62)	(0:15.03)	(0:14.39)	(0:15.15)
3	9	Radha	2:24.59	0:27.55	55.7 (1980 - 1800)	2:24.59	2:13.19 [3]	1:58.91 [2]	1:44.99 [2]	1:30.77 [2]	1:15.10 [2]	1:00.04 [3]	0:45.64 [2]
	(9)	M J Williamson	2.8L (+3)	0:45.63	1600-1400 (0:13.91)	(0:11.40)	(0:14.29)	(0:13.91)	(0:14.23)	(0:15.66)	(0:15.06)	(0:14.40)	(0:15.31)
4	7	Amaretto Franco	2:24.78	0:27.46	55.4 (1980 - 1800)	2:24.78	2:13.45 [2]	1:59.32 [1]	1:45.35 [1]	1:31.15 [1]	1:15.53 [1]	1:00.46 [2]	0:45.79 [3]
	(7)	Craig D Thornley	3.9L (-13)	0:45.79	1600-1400 (0:13.98)	(0:11.33)	(0:14.13)	(0:13.98)	(0:14.20)	(0:15.62)	(0:15.07)	(0:14.66)	(0:15.35)
5	1	Beachbreak	2:24.94	0:28.05	55.4 (1980 - 1800)	2:24.94	2:13.45 [4]	1:58.84 [5]	1:44.80 [4]	1:30.72 [5]	1:15.04 [5]	0:59.95 [5]	0:45.59 [4]
	(1)	T M Williams	4.8L (-12)	0:45.60	1600-1400 (0:14.03)	(0:11.49)	(0:14.61)	(0:14.03)	(0:14.08)	(0:15.68)	(0:15.09)	(0:14.36)	(0:15.22)
6	3	Justa Ripa	2:25.39	0:27.75	56.9 (1980 - 1800)	2:25.39	2:14.17 [1]	1:59.61 [3]	1:45.68 [3]	1:31.48 [3]	1:15.85 [3]	1:00.75 [4]	0:46.03 [5]
	(3)	B T Hope	7.4L (-22)	0:46.02	1600-1400 (0:13.94)	(0:11.22)	(0:14.56)	(0:13.94)	(0:14.20)	(0:15.63)	(0:15.10)	(0:14.72)	(0:15.23)
7	2	Berrettini	2:26.16	0:28.38	54.3 (1980 - 1800)	2:26.16	2:14.40 [6]	1:59.70 [7]	1:45.71 [6]	1:31.70 [7]	1:15.92 [7]	1:00.81 [7]	0:46.45 [7]
	(2)	R D Close	11.8L (-15)	0:46.45	1600-1400 (0:13.98)	(0:11.76)	(0:14.71)	(0:13.98)	(0:14.02)	(0:15.77)	(0:15.11)	(0:14.36)	(0:15.25)
8	4	Crusher Lou	2:27.62	0:28.04	53.7 (1980 - 1800)	2:27.62	2:15.99 [5]	2:01.56 [4]	1:47.48 [5]	1:33.50 [4]	1:17.79 [4]	1:02.60 [6]	0:48.22 [6]
	(4)	S J Thornley	20.1L (+2)	0:48.21	1400-1200 (0:13.98)	(0:11.63)	(0:14.43)	(0:14.08)	(0:13.98)	(0:15.71)	(0:15.19)	(0:14.38)	(0:15.70)
9	6	Bettor Go Vinnie	2:31.95	0:30.99	52.5 (1980 - 1800)	2:31.95	2:19.95 [8]	2:02.95 [9]	1:48.35 [9]	1:33.51 [9]	1:18.16 [9]	1:01.94 [9]	0:45.83 [9]
	(6)	R T May	44.9L (-9)	0:45.83	1600-1400 (0:14.61)	(0:12.00)	(0:17.00)	(0:14.61)	(0:14.84)	(0:15.35)	(0:16.22)	(0:16.11)	(0:16.21)

Report Created: Fri 05 June 2026

(Note: Races are conducted over an approximate distance as close as possible to the advertised distance, and recorded data may vary accordingly. Official times refer to race times only and do not include handicap times.)

[ ] Position in running at each section and finish    TAB# Saddle cloth number

:-:-- No data available at this section

NA No data available

DNT Did not track

BAR# Barrier/Gate Position

DNF Did not finish

DT-W Distance travelled compared to winner in metres

Fastest split

Fastest section



NZ Metropolitan Trotting Club Inc Harness  
 Race 5: PETER BAKEN RETIREMENT MOBILE PACE - 1980m  
 05 June 2026 - 7:05PM



Weather: Fine

Field Times                      0:30.09    0:15.25  
 (Race Tempo)                    (0:14.84)   (0:15.25)

Rank	TAB#	Horse	Overall Time	First 400m	Top Speed km/h (Section)	L400	L200						
	(BAR#)	Driver	Margin (DT-W)	Last 600m	Fastest Section (Time)	400 - 200	200 - Finish						
1	5	Trump Card	2:24.10	0:28.41	53.6 (1000-800)	0:30.09 [1]	0:15.25 [1]						
	(5)	B N Orange		0:45.43	1400-1200 (0:13.96)	(0:14.84)	(0:15.25)						
2	8	Malakai	2:24.27	0:28.75	52.9 (1600-1400)	0:29.36 [6]	0:14.76 [5]						
	(8)	John R Dunn	1.0L (-7)	0:44.51	1600-1400 (0:13.92)	(0:14.60)	(0:14.76)						
3	9	Radha	2:24.59	0:27.55	55.7 (1980 - 1800)	0:30.33 [2]	0:15.51 [2]						
	(9)	M J Williamson	2.8L (+3)	0:45.63	1600-1400 (0:13.91)	(0:14.81)	(0:15.51)						
4	7	Amaretto Franco	2:24.78	0:27.46	55.4 (1980 - 1800)	0:30.45 [3]	0:15.56 [3]						
	(7)	Craig D Thornley	3.9L (-13)	0:45.79	1600-1400 (0:13.98)	(0:14.88)	(0:15.56)						
5	1	Beachbreak	2:24.94	0:28.05	55.4 (1980 - 1800)	0:30.37 [4]	0:15.42 [6]						
	(1)	T M Williams	4.8L (-12)	0:45.60	1600-1400 (0:14.03)	(0:14.96)	(0:15.42)						
6	3	Justa Rippa	2:25.39	0:27.75	56.9 (1980 - 1800)	0:30.80 [5]	0:15.96 [4]						
	(3)	B T Hope	7.4L (-22)	0:46.02	1600-1400 (0:13.94)	(0:14.83)	(0:15.96)						
7	2	Berrettini	2:26.16	0:28.38	54.3 (1980 - 1800)	0:31.20 [7]	0:16.28 [7]						
	(2)	R D Close	11.8L (-15)	0:46.45	1600-1400 (0:13.98)	(0:14.92)	(0:16.28)						
8	4	Crusher Lou	2:27.62	0:28.04	53.7 (1980 - 1800)	0:32.52 [8]	0:16.63 [8]						
	(4)	S J Thornley	20.1L (+2)	0:48.21	1400-1200 (0:13.98)	(0:15.88)	(0:16.63)						
9	6	Bettor Go Vinnie	2:31.95	0:30.99	52.5 (1980 - 1800)	0:29.62 [9]	0:14.96 [9]						
	(6)	R T May	44.9L (-9)	0:45.83	1600-1400 (0:14.61)	(0:14.66)	(0:14.96)						

Report Created: Fri 05 June 2026

(Note: Races are conducted over an approximate distance as close as possible to the advertised distance, and recorded data may vary accordingly. Official times refer to race times only and do not include handicap times.)

[ ] Position in running at each section and finish    TAB# Saddle cloth number  
 -:-:- No data available at this section                BAR# Barrier/Gate Position  
 NA No data available                                        DNF Did not finish  
 DNT Did not track    DT-W Distance travelled compared to winner in metres

Fastest split  
 Fastest section

Horse/Jockey Name	Trump Card/B N Orange
Finish Rank	1
Fastest Section Time (Section)	0:13.96 (1400-1200)
Top Speed [km/h] (Section)	53.6 (1000-800)
Race State	Finished



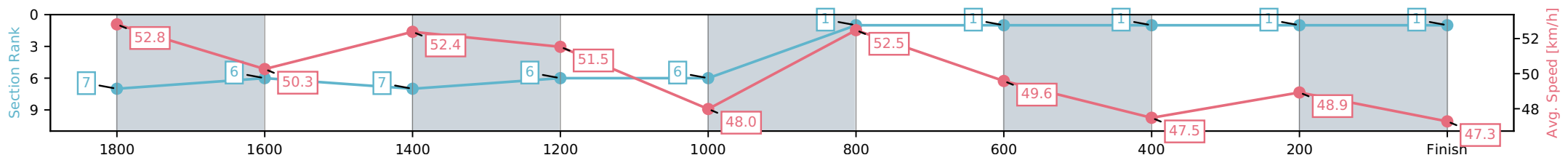
NZ Metropolitan Trotting Club Inc Harness  
 Race 5: PETER BAKEN RETIREMENT MOBILE PACE - 1980m



05 June 2026 - 7:05PM

Weather: Fine

Section	L1980	L1800	L1600	L1400	L1200	L1000	L800	L600	L400	L200
Section Times	2:24.10 (0:11.78)	2:12.32 [7] (0:14.65)	1:57.67 [6] (0:14.08)	1:43.59 [7] (0:13.96)	1:29.64 [6] (0:15.50)	1:14.14 [6] (0:14.18)	0:59.96 [1] (0:14.52)	0:45.43 [1] (0:15.34)	0:30.09 [1] (0:14.84)	0:15.25 [1] (0:15.25)
Average Speed [km/h]	52.8	50.3	52.4	51.5	48.0	52.5	49.6	47.5	48.9	47.3
Top Speed [km/h]	53.2	50.8	53.1	52.9	51.7	53.6	51.8	48.5	49.3	49.4
Avg. Dist. to Rail [m]	8.5	3.7	3.3	5.6	4.1	4.5	2.7	2.0	1.6	3.5



[ ] Ranking at each section and finish  
 -:-:- No data available at this section  
 NA No data available

Horse/Jockey Name	Malakai/John R Dunn
Finish Rank	2
Fastest Section Time (Section)	0:13.92 (1600-1400)
Top Speed [km/h] (Section)	52.9 (1600-1400)
Race State	Finished



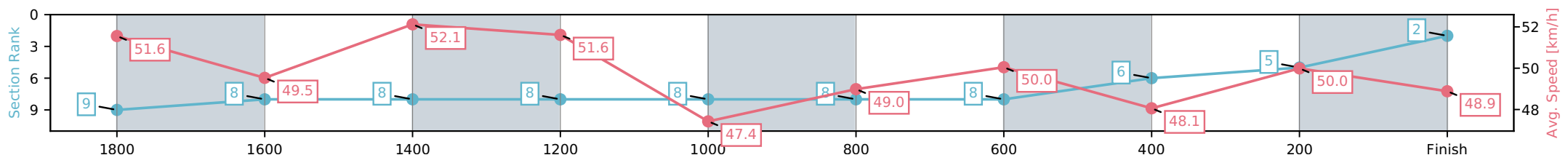
NZ Metropolitan Trotting Club Inc Harness  
 Race 5: PETER BAKEN RETIREMENT MOBILE PACE - 1980m



05 June 2026 - 7:05PM

Weather: Fine

Section	L1980	L1800	L1600	L1400	L1200	L1000	L800	L600	L400	L200
Section Times	2:24.27 (0:12.11)	2:12.16 [9] (0:14.73)	1:57.43 [8] (0:13.92)	1:43.50 [8] (0:13.94)	1:29.56 [8] (0:15.62)	1:13.93 [8] (0:15.03)	0:58.90 [8] (0:14.39)	0:44.51 [8] (0:15.15)	0:29.36 [6] (0:14.60)	0:14.76 [5] (0:14.76)
Average Speed [km/h]	51.6	49.5	52.1	51.6	47.4	49.0	50.0	48.1	50.0	48.9
Top Speed [km/h]	52.7	50.1	52.9	52.7	49.7	49.9	50.5	49.1	52.4	52.7
Avg. Dist. to Rail [m]	12.0	3.3	1.4	4.1	3.6	3.2	3.5	2.2	2.8	6.2



[ ] Ranking at each section and finish  
 -:-:- No data available at this section  
 NA No data available

Horse/Jockey Name	Radha/M J Williamson
Finish Rank	3
Fastest Section Time (Section)	0:13.91 (1600-1400)
Top Speed [km/h] (Section)	55.7 (1980 - 1800)
Race State	Finished



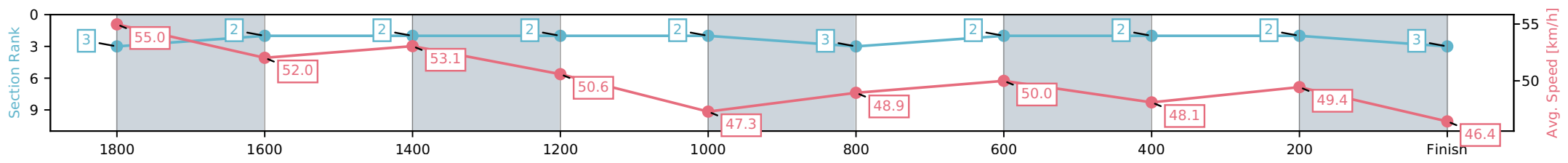
NZ Metropolitan Trotting Club Inc Harness  
 Race 5: PETER BAKEN RETIREMENT MOBILE PACE - 1980m



05 June 2026 - 7:05PM

Weather: Fine

Section	L1980	L1800	L1600	L1400	L1200	L1000	L800	L600	L400	L200
Section Times	2:24.59 (0:11.40)	2:13.19 [3] (0:14.29)	1:58.91 [2] (0:13.91)	1:44.99 [2] (0:14.23)	1:30.77 [2] (0:15.66)	1:15.10 [2] (0:15.06)	1:00.04 [3] (0:14.40)	0:45.64 [2] (0:15.31)	0:30.33 [2] (0:14.81)	0:15.51 [2] (0:15.51)
Average Speed [km/h]	55.0	52.0	53.1	50.6	47.3	48.9	50.0	48.1	49.4	46.4
Top Speed [km/h]	55.7	54.1	53.6	53.0	47.7	51.6	51.7	49.0	49.8	49.9
Avg. Dist. to Rail [m]	15.0	5.7	3.5	5.9	3.6	3.4	4.2	3.5	2.9	4.7



[ ] Ranking at each section and finish  
 -:-:- No data available at this section  
 NA No data available

Horse/Jockey Name	Amaretto Franco/Craig D Thornley
Finish Rank	4
Fastest Section Time (Section)	0:13.98 (1600-1400)
Top Speed [km/h] (Section)	55.4 (1980 - 1800)
Race State	Finished



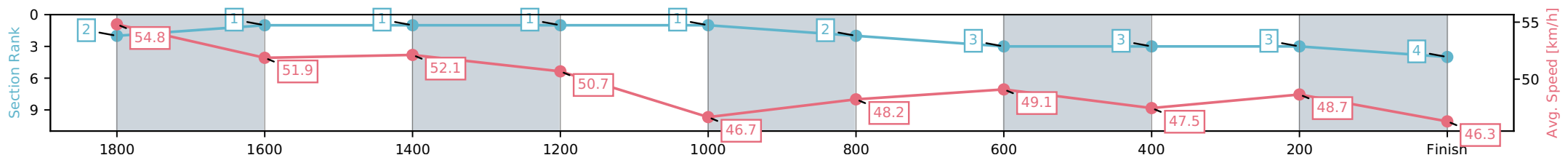
NZ Metropolitan Trotting Club Inc Harness  
 Race 5: PETER BAKEN RETIREMENT MOBILE PACE - 1980m



05 June 2026 - 7:05PM

Weather: Fine

Section	L1980	L1800	L1600	L1400	L1200	L1000	L800	L600	L400	L200
Section Times	2:24.78 (0:11.33)	2:13.45 [2] (0:14.13)	1:59.32 [1] (0:13.98)	1:45.35 [1] (0:14.20)	1:31.15 [1] (0:15.62)	1:15.53 [1] (0:15.07)	1:00.46 [2] (0:14.66)	0:45.79 [3] (0:15.35)	0:30.45 [3] (0:14.88)	0:15.56 [3] (0:15.56)
Average Speed [km/h]	54.8	51.9	52.1	50.7	46.7	48.2	49.1	47.5	48.7	46.3
Top Speed [km/h]	55.4	54.8	53.2	53.0	47.6	49.8	50.0	48.2	48.9	48.7
Avg. Dist. to Rail [m]	11.2	3.5	1.8	3.7	1.6	1.6	2.4	2.0	1.2	2.8



[ ] Ranking at each section and finish  
 -:-:- No data available at this section  
 NA No data available

Horse/Jockey Name	Beachbreak/T M Williams
Finish Rank	5
Fastest Section Time (Section)	0:14.03 (1600-1400)
Top Speed [km/h] (Section)	55.4 (1980 - 1800)
Race State	Finished



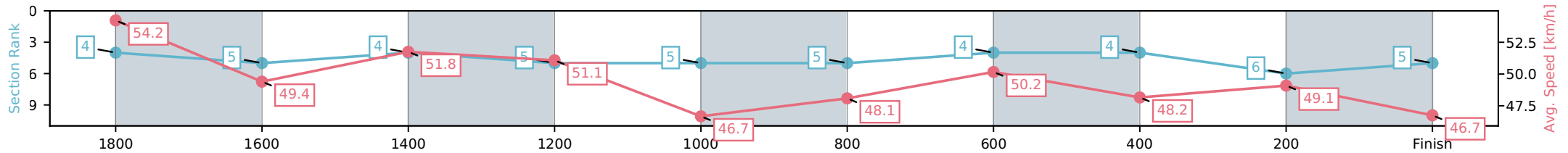
NZ Metropolitan Trotting Club Inc Harness  
 Race 5: PETER BAKEN RETIREMENT MOBILE PACE - 1980m



05 June 2026 - 7:05PM

Weather: Fine

Section	L1980	L1800	L1600	L1400	L1200	L1000	L800	L600	L400	L200
Section Times	2:24.94 (0:11.49)	2:13.45 [4] (0:14.61)	1:58.84 [5] (0:14.03)	1:44.80 [4] (0:14.08)	1:30.72 [5] (0:15.68)	1:15.04 [5] (0:15.09)	0:59.95 [5] (0:14.36)	0:45.59 [4] (0:15.22)	0:30.37 [4] (0:14.96)	0:15.42 [6] (0:15.42)
Average Speed [km/h]	54.2	49.4	51.8	51.1	46.7	48.1	50.2	48.2	49.1	46.7
Top Speed [km/h]	55.4	52.9	53.0	53.0	48.0	50.5	51.1	49.0	49.6	49.9
Avg. Dist. to Rail [m]	0.9	0.6	1.4	3.5	2.1	1.4	2.6	2.8	3.3	6.5



- [ ] Ranking at each section and finish
- :-:- No data available at this section
- NA No data available

Horse/Jockey Name	Justa Rippa/B T Hope
Finish Rank	6
Fastest Section Time (Section)	0:13.94 (1600-1400)
Top Speed [km/h] (Section)	56.9 (1980 - 1800)
Race State	Finished



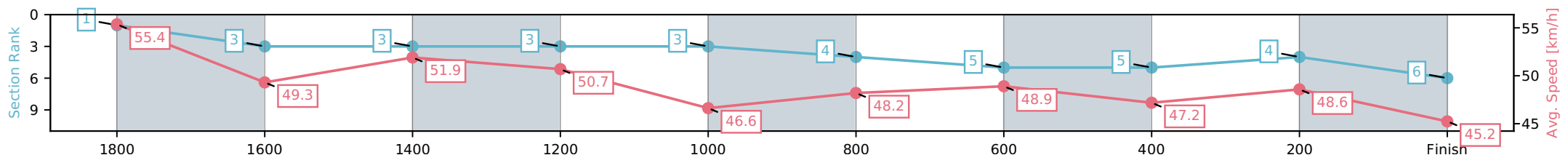
NZ Metropolitan Trotting Club Inc Harness  
 Race 5: PETER BAKEN RETIREMENT MOBILE PACE - 1980m



05 June 2026 - 7:05PM

Weather: Fine

Section	L1980	L1800	L1600	L1400	L1200	L1000	L800	L600	L400	L200
Section Times	2:25.39 (0:11.22)	2:14.17 [1] (0:14.56)	1:59.61 [3] (0:13.94)	1:45.68 [3] (0:14.20)	1:31.48 [3] (0:15.63)	1:15.85 [3] (0:15.10)	1:00.75 [4] (0:14.72)	0:46.03 [5] (0:15.23)	0:30.80 [5] (0:14.83)	0:15.96 [4] (0:15.96)
Average Speed [km/h]	55.4	49.3	51.9	50.7	46.6	48.2	48.9	47.2	48.6	45.2
Top Speed [km/h]	56.9	53.2	53.0	52.8	48.0	49.9	49.8	47.7	49.1	49.4
Avg. Dist. to Rail [m]	4.0	0.6	1.1	3.0	1.5	1.7	1.8	1.0	0.8	1.4



- [ ] Ranking at each section and finish
- :-:- No data available at this section
- NA No data available

Horse/Jockey Name	Berrettini/R D Close
Finish Rank	7
Fastest Section Time (Section)	0:13.98 (1600-1400)
Top Speed [km/h] (Section)	54.3 (1980 - 1800)
Race State	Finished



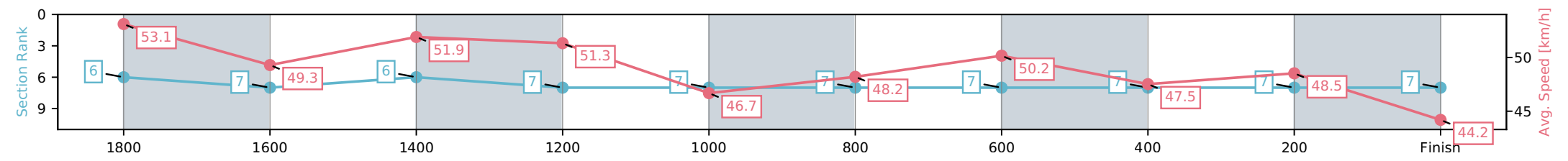
NZ Metropolitan Trotting Club Inc Harness  
 Race 5: PETER BAKEN RETIREMENT MOBILE PACE - 1980m



05 June 2026 - 7:05PM

Weather: Fine

Section	L1980	L1800	L1600	L1400	L1200	L1000	L800	L600	L400	L200
Section Times	2:26.16 (0:11.76)	2:14.40 [6] (0:14.71)	1:59.70 [7] (0:13.98)	1:45.71 [6] (0:14.02)	1:31.70 [7] (0:15.77)	1:15.92 [7] (0:15.11)	1:00.81 [7] (0:14.36)	0:46.45 [7] (0:15.25)	0:31.20 [7] (0:14.92)	0:16.28 [7] (0:16.28)
Average Speed [km/h]	53.1	49.3	51.9	51.3	46.7	48.2	50.2	47.5	48.5	44.2
Top Speed [km/h]	54.3	51.7	53.5	53.6	47.7	50.9	50.9	48.6	48.9	48.5
Avg. Dist. to Rail [m]	3.7	1.4	1.3	3.9	2.8	1.9	2.1	1.4	1.4	3.7



[ ] Ranking at each section and finish  
 -:-:- No data available at this section  
 NA No data available

Horse/Jockey Name	Crusher Lou/S J Thornley
Finish Rank	8
Fastest Section Time (Section)	0:13.98 (1400-1200)
Top Speed [km/h] (Section)	53.7 (1980 - 1800)
Race State	Finished



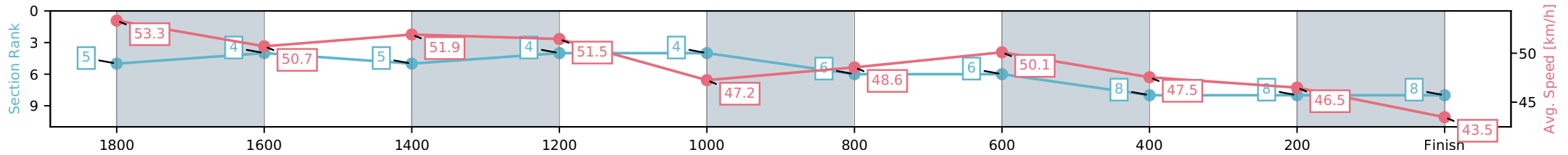
NZ Metropolitan Trotting Club Inc Harness  
 Race 5: PETER BAKEN RETIREMENT MOBILE PACE - 1980m



05 June 2026 - 7:05PM

Weather: Fine

Section	L1980	L1800	L1600	L1400	L1200	L1000	L800	L600	L400	L200
Section Times	2:27.62 (0:11.63)	2:15.99 [5] (0:14.43)	2:01.56 [4] (0:14.08)	1:47.48 [5] (0:13.98)	1:33.50 [4] (0:15.71)	1:17.79 [4] (0:15.19)	1:02.60 [6] (0:14.38)	0:48.22 [6] (0:15.70)	0:32.52 [8] (0:15.88)	0:16.63 [8] (0:16.63)
Average Speed [km/h]	53.3	50.7	51.9	51.5	47.2	48.6	50.1	47.5	46.5	43.5
Top Speed [km/h]	53.7	53.0	52.6	52.9	47.9	50.2	50.4	48.8	47.7	45.4
Avg. Dist. to Rail [m]	6.3	2.8	2.2	5.0	3.8	3.4	4.5	5.3	4.4	8.7



- [ ] Ranking at each section and finish
- :-:- No data available at this section
- NA No data available

Horse/Jockey Name	Bettor Go Vinnie/R T May
Finish Rank	9
Fastest Section Time (Section)	0:14.61 (1600-1400)
Top Speed [km/h] (Section)	52.5 (1980 - 1800)
Race State	Finished



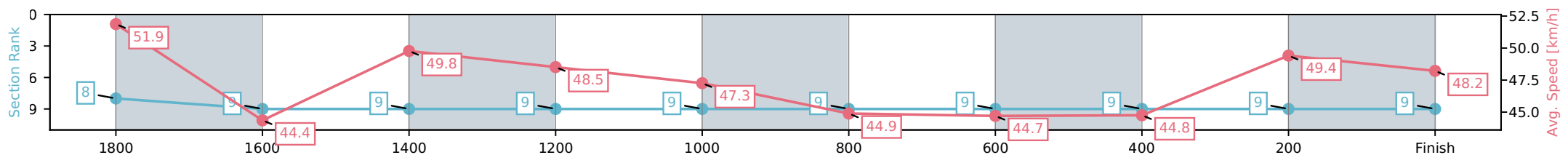
NZ Metropolitan Trotting Club Inc Harness  
 Race 5: PETER BAKEN RETIREMENT MOBILE PACE - 1980m



05 June 2026 - 7:05PM

Weather: Fine

Section	L1980	L1800	L1600	L1400	L1200	L1000	L800	L600	L400	L200
Section Times	2:31.95 (0:12.00)	2:19.95 [8] (0:17.00)	2:02.95 [9] (0:14.61)	1:48.35 [9] (0:14.84)	1:33.51 [9] (0:15.35)	1:18.16 [9] (0:16.22)	1:01.94 [9] (0:16.11)	0:45.83 [9] (0:16.21)	0:29.62 [9] (0:14.66)	0:14.96 [9] (0:14.96)
Average Speed [km/h]	51.9	44.4	49.8	48.5	47.3	44.9	44.7	44.8	49.4	48.2
Top Speed [km/h]	52.5	50.3	50.8	48.8	48.6	46.6	46.1	47.2	49.9	49.6
Avg. Dist. to Rail [m]	10.0	5.9	1.3	2.8	1.1	1.6	2.7	1.4	1.2	2.4



[ ] Ranking at each section and finish  
 -:-:- No data available at this section  
 NA No data available