



NZ Metropolitan Trotting Club Inc Harness
 Race 6: MATT HARRISON CONSTRUCTION HANDICAP TROT - 2600m
 05 June 2026 - 7:31PM



Weather: Raining

Field Times (Race Tempo) 3:22.18 (0:16.51) 3:05.67 (0:14.53) 2:51.14 (0:14.88) 2:36.26 (0:15.26) 2:21.00 (0:16.82) 2:04.19 (0:16.21) 1:47.98 (0:15.83) 1:32.15 (0:16.09)

Rank	TAB#	Horse	Overall Time	First 400m	Top Speed km/h (Section)	L2600	L2400	L2200	L2000	L1800	L1600	L1400	L1200
	(BAR#)	Driver	Margin (DT-W)	Last 600m	Fastest Section (Time)	Start - 2400	2400 - 2200	2200 - 2000	2000 - 1800	1800 - 1600	1600 - 1400	1400 - 1200	1200 - 1000
1	5	Playoffs	3:22.18	0:31.04	52.9 (2600 - 2400)	3:22.18	3:05.67 [1]	2:51.14 [1]	2:36.26 [1]	2:20.61 [2]	2:03.77 [2]	1:47.60 [2]	1:31.79 [2]
	(U1)	G D O'Reilly		0:44.18	200-0 (0:14.19)	(0:16.51)	(0:14.53)	(0:14.88)	(0:15.66)	(0:16.84)	(0:16.18)	(0:15.80)	(0:16.08)
2	4	Almighty	3:22.28	0:31.40	52.0 (2400-2200)	3:22.28	3:05.18 [3]	2:50.88 [2]	2:36.26 [2]	2:21.10 [1]	2:04.29 [1]	1:48.08 [1]	1:32.25 [1]
	(4)	J W Cox	0.8L (+5)	0:44.60	2400-2200 (0:14.30)	(0:17.10)	(0:14.30)	(0:14.62)	(0:15.15)	(0:16.82)	(0:16.21)	(0:15.83)	(0:16.09)
3	10	Love Walked In	3:22.61	0:34.27	53.5 (200-0)	3:22.61	3:03.57 [8]	2:48.34 [8]	2:32.91 [8]	2:18.02 [8]	2:01.92 [8]	1:46.25 [8]	1:30.79 [9]
	(3)	B T Hope	2.4L (+22)	0:43.72	200-0 (0:14.08)	(0:19.04)	(0:15.23)	(0:15.42)	(0:14.90)	(0:16.09)	(0:15.67)	(0:15.46)	(0:15.67)
4	7	Time For Victory	3:23.11	0:35.29	53.2 (200-0)	3:23.11	3:03.27 [10]	2:47.82 [10]	2:32.48 [10]	2:17.59 [10]	2:01.96 [10]	1:46.34 [10]	1:30.89 [10]
	(U3)	O G Thornley	5.3L (+22)	0:43.88	200-0 (0:14.15)	(0:19.84)	(0:15.45)	(0:15.33)	(0:14.90)	(0:15.62)	(0:15.62)	(0:15.45)	(0:15.67)
5	2	Swift Dream	3:23.19	0:32.51	51.6 (200-0)	3:23.19	3:05.41 [5]	2:50.68 [5]	2:35.76 [5]	2:20.59 [5]	2:03.54 [5]	1:47.48 [5]	1:32.05 [6]
	(2)	B N Orange	5.8L (+14)	0:44.94	400-200 (0:14.54)	(0:17.78)	(0:14.73)	(0:14.91)	(0:15.17)	(0:17.05)	(0:16.06)	(0:15.44)	(0:15.70)
6	9	Port Pegasus	3:23.27	0:33.38	52.1 (200-0)	3:23.27	3:04.94 [6]	2:49.89 [6]	2:34.45 [6]	2:19.69 [6]	2:03.25 [6]	1:47.30 [6]	1:32.26 [5]
	(2)	J C Morrison	6.2L (+2)	0:44.48	200-0 (0:14.51)	(0:18.33)	(0:15.05)	(0:15.44)	(0:14.76)	(0:16.43)	(0:15.96)	(0:15.04)	(0:16.08)
7	1	Royal Del	3:23.33	0:31.93	50.6 (2400-2200)	3:23.33	3:06.00 [4]	2:51.40 [4]	2:36.51 [4]	2:21.07 [4]	2:04.12 [4]	1:47.98 [4]	1:32.52 [4]
	(1)	John R Dunn	6.6L (+9)	0:45.46	2400-2200 (0:14.60)	(0:17.33)	(0:14.60)	(0:14.89)	(0:15.44)	(0:16.95)	(0:16.14)	(0:15.46)	(0:15.71)
8	8	Royal Gypsy	3:23.38	0:33.90	50.8 (200-0)	3:23.38	3:04.57 [7]	2:49.48 [7]	2:34.06 [7]	2:19.19 [7]	2:03.03 [7]	1:47.34 [7]	1:31.90 [8]
	(1)	S J Thornley	6.8L (+18)	0:44.80	400-200 (0:14.63)	(0:18.81)	(0:15.09)	(0:15.42)	(0:14.87)	(0:16.16)	(0:15.69)	(0:15.44)	(0:15.69)
9	6	Father Mike	3:23.52	0:34.89	51.7 (200-0)	3:23.52	3:04.10 [9]	2:48.63 [9]	2:33.25 [9]	2:18.38 [9]	2:02.77 [9]	1:47.14 [9]	1:32.09 [7]
	(U2)	L D McCormick	7.7L (+6)	0:44.40	400-200 (0:14.29)	(0:19.42)	(0:15.47)	(0:15.38)	(0:14.87)	(0:15.61)	(0:15.63)	(0:15.05)	(0:16.03)
10	3	Cappaha	3:23.82	0:31.50	50.6 (2400-2200)	3:23.82	3:06.84 [2]	2:52.33 [3]	2:37.50 [3]	2:21.92 [3]	2:05.04 [3]	1:48.87 [3]	1:33.11 [3]
	(3)	R D Holmes	9.4L (-2)	0:45.49	2400-2200 (0:14.52)	(0:16.98)	(0:14.52)	(0:14.83)	(0:15.58)	(0:16.88)	(0:16.17)	(0:15.76)	(0:16.08)

Report Created: Fri 05 June 2026

(Note: Races are conducted over an approximate distance as close as possible to the advertised distance, and recorded data may vary accordingly. Official times refer to race times only and do not include handicap times.)

[] Position in running at each section and finish
 --- No data available at this section
 NA No data available
 DNT Did not track

TAB# Saddle cloth number
 BAR# Barrier/Gate Position
 DNF Did not finish
 DT-W Distance travelled compared to winner in metres

Fastest split
 Fastest section

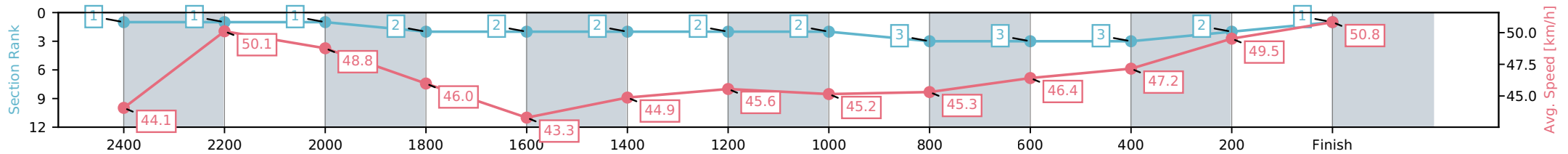
Horse/Jockey Name	Playoffs/G D O'Reilly
Finish Rank	1
Fastest Section Time (Section)	0:14.19 (200-0)
Top Speed [km/h] (Section)	52.9 (2600 - 2400)
Race State	Finished



NZ Metropolitan Trotting Club Inc Harness
 Race 6: MATT HARRISON CONSTRUCTION HANDICAP
 TROT - 2600m
 05 June 2026 - 7:31PM
 Weather: Raining



Section	L2600	L2400	L2200	L2000	L1800	L1600	L1400	L1200	L1000	L800	L600	L400	L200
Section Times	3:22.18 (0:16.51)	3:05.67 [1] (0:14.53)	2:51.14 [1] (0:14.88)	2:36.26 [1] (0:15.66)	2:20.61 [2] (0:16.84)	2:03.77 [2] (0:16.18)	1:47.60 [2] (0:15.80)	1:31.79 [2] (0:16.08)	1:15.71 [2] (0:16.01)	0:59.70 [3] (0:15.51)	0:44.18 [3] (0:15.38)	0:28.80 [3] (0:14.61)	0:14.19 [2] (0:14.19)
Average Speed [km/h]	44.1	50.1	48.8	46.0	43.3	44.9	45.6	45.2	45.3	46.4	47.2	49.5	50.8
Top Speed [km/h]	52.9	51.6	50.5	47.1	44.9	45.4	45.8	46.0	46.2	47.5	48.9	51.5	52.4
Avg. Dist. to Rail [m]	10.8	1.7	1.2	2.5	2.3	1.2	3.4	1.2	1.2	1.8	1.3	1.0	1.4



[] Ranking at each section and finish
 -:-:- No data available at this section
 NA No data available

Horse/Jockey Name	Almighty/J W Cox
Finish Rank	2
Fastest Section Time (Section)	0:14.30 (2400-2200)
Top Speed [km/h] (Section)	52.0 (2400-2200)
Race State	Finished



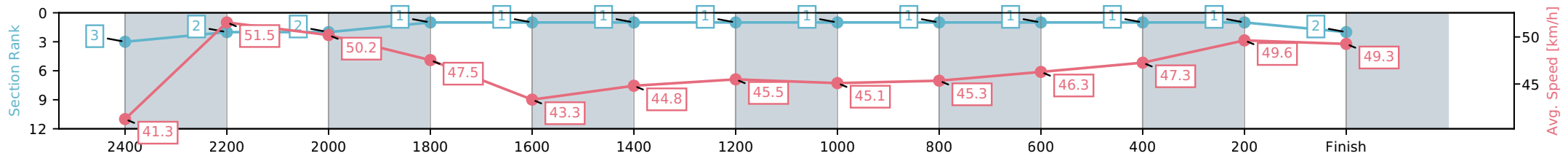
NZ Metropolitan Trotting Club Inc Harness
 Race 6: MATT HARRISON CONSTRUCTION HANDICAP
 TROT - 2600m



05 June 2026 - 7:31PM

Weather: Raining

Section	L2600	L2400	L2200	L2000	L1800	L1600	L1400	L1200	L1000	L800	L600	L400	L200
Section Times	3:22.28 (0:17.10)	3:05.18 [3] (0:14.30)	2:50.88 [2] (0:14.62)	2:36.26 [2] (0:15.15)	2:21.10 [1] (0:16.82)	2:04.29 [1] (0:16.21)	1:48.08 [1] (0:15.83)	1:32.25 [1] (0:16.09)	1:16.16 [1] (0:16.00)	1:00.15 [1] (0:15.56)	0:44.60 [1] (0:15.35)	0:29.25 [1] (0:14.61)	0:14.64 [1] (0:14.64)
Average Speed [km/h]	41.3	51.5	50.2	47.5	43.3	44.8	45.5	45.1	45.3	46.3	47.3	49.6	49.3
Top Speed [km/h]	51.3	52.0	51.6	49.7	44.5	45.2	46.0	46.0	46.5	46.9	49.0	50.1	50.2
Avg. Dist. to Rail [m]	8.2	3.1	2.8	3.8	2.3	1.3	3.2	1.1	1.2	1.5	1.3	1.3	3.4



- [] Ranking at each section and finish
- :-:- No data available at this section
- NA No data available

Horse/Jockey Name	Love Walked In/B T Hope
Finish Rank	3
Fastest Section Time (Section)	0:14.08 (200-0)
Top Speed [km/h] (Section)	53.5 (200-0)
Race State	Finished



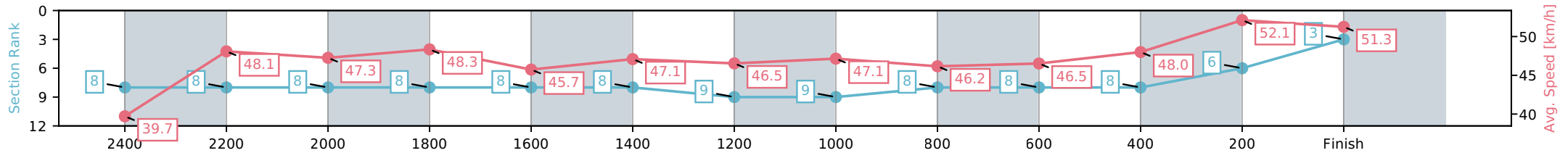
NZ Metropolitan Trotting Club Inc Harness
 Race 6: MATT HARRISON CONSTRUCTION HANDICAP
 TROT - 2600m



05 June 2026 - 7:31PM

Weather: Raining

Section	L2600	L2400	L2200	L2000	L1800	L1600	L1400	L1200	L1000	L800	L600	L400	L200
Section Times	3:22.61 (0:19.04)	3:03.57 [8] (0:15.23)	2:48.34 [8] (0:15.42)	2:32.91 [8] (0:14.90)	2:18.02 [8] (0:16.09)	2:01.92 [8] (0:15.67)	1:46.25 [8] (0:15.46)	1:30.79 [9] (0:15.67)	1:15.12 [9] (0:15.93)	0:59.19 [8] (0:15.48)	0:43.71 [8] (0:15.39)	0:28.33 [8] (0:14.25)	0:14.08 [6] (0:14.08)
Average Speed [km/h]	39.7	48.1	47.3	48.3	45.7	47.1	46.5	47.1	46.2	46.5	48.0	52.1	51.3
Top Speed [km/h]	46.6	48.9	48.5	49.0	48.4	48.8	47.3	48.0	47.6	46.9	50.2	53.4	53.5
Avg. Dist. to Rail [m]	7.3	2.5	1.8	3.3	3.6	3.3	5.6	3.3	2.9	3.8	3.7	5.1	8.5



- [] Ranking at each section and finish
- :-:- No data available at this section
- NA No data available

Horse/Jockey Name	Time For Victory/O G Thornley
Finish Rank	4
Fastest Section Time (Section)	0:14.15 (200-0)
Top Speed [km/h] (Section)	53.2 (200-0)
Race State	Finished



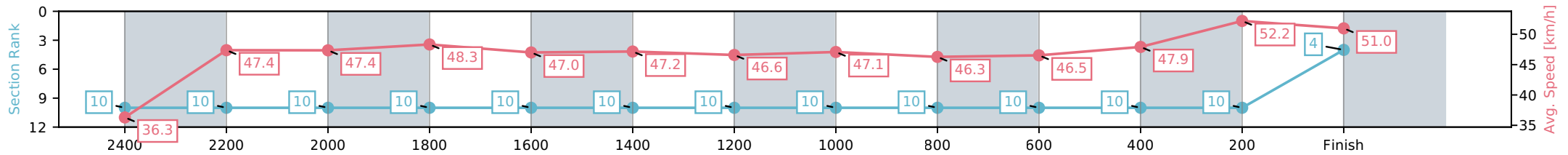
NZ Metropolitan Trotting Club Inc Harness
 Race 6: MATT HARRISON CONSTRUCTION HANDICAP
 TROT - 2600m



05 June 2026 - 7:31PM

Weather: Raining

Section	L2600	L2400	L2200	L2000	L1800	L1600	L1400	L1200	L1000	L800	L600	L400	L200
Section Times	3:23.11 (0:19.84)	3:03.27 [10] (0:15.45)	2:47.82 [10] (0:15.33)	2:32.48 [10] (0:14.90)	2:17.59 [10] (0:15.62)	2:01.96 [10] (0:15.62)	1:46.34 [10] (0:15.45)	1:30.89 [10] (0:15.67)	1:15.22 [10] (0:15.87)	0:59.35 [10] (0:15.47)	0:43.88 [10] (0:15.40)	0:28.48 [10] (0:14.33)	0:14.15 [10] (0:14.15)
Average Speed [km/h]	36.3	47.4	47.4	48.3	47.0	47.2	46.6	47.1	46.3	46.5	47.9	52.2	51.0
Top Speed [km/h]	46.8	48.1	48.5	48.8	48.3	48.7	47.3	48.1	48.1	47.0	50.1	53.0	53.2
Avg. Dist. to Rail [m]	14.1	2.5	1.3	2.8	3.2	3.1	5.4	3.1	2.8	3.7	3.5	6.2	9.7



- [] Ranking at each section and finish
- :-:- No data available at this section
- NA No data available

Horse/Jockey Name	Swift Dream/B N Orange
Finish Rank	5
Fastest Section Time (Section)	0:14.54 (400-200)
Top Speed [km/h] (Section)	51.6 (200-0)
Race State	Finished



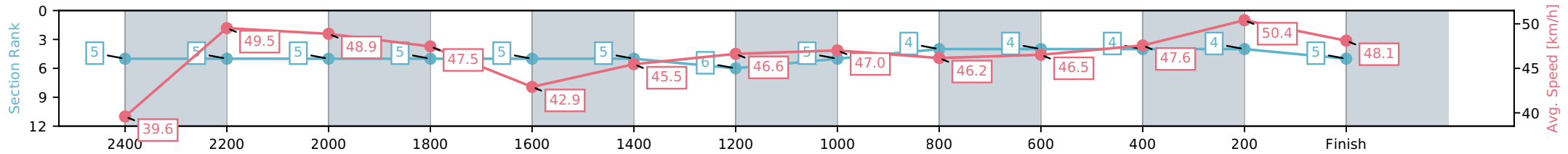
NZ Metropolitan Trotting Club Inc Harness
 Race 6: MATT HARRISON CONSTRUCTION HANDICAP
 TROT - 2600m



05 June 2026 - 7:31PM

Weather: Raining

Section	L2600	L2400	L2200	L2000	L1800	L1600	L1400	L1200	L1000	L800	L600	L400	L200
Section Times	3:23.19 (0:17.78)	3:05.41 [5] (0:14.73)	2:50.68 [5] (0:14.91)	2:35.76 [5] (0:15.17)	2:20.59 [5] (0:17.05)	2:03.54 [5] (0:16.06)	1:47.48 [5] (0:15.44)	1:32.05 [6] (0:15.70)	1:16.35 [5] (0:15.92)	1:00.43 [4] (0:15.48)	0:44.95 [4] (0:15.44)	0:29.50 [4] (0:14.54)	0:14.96 [4] (0:14.96)
Average Speed [km/h]	39.6	49.5	48.9	47.5	42.9	45.5	46.6	47.0	46.2	46.5	47.6	50.4	48.1
Top Speed [km/h]	49.1	49.9	49.8	48.8	44.5	46.5	47.7	47.7	47.3	47.1	48.8	51.5	51.6
Avg. Dist. to Rail [m]	4.5	1.9	1.8	3.2	2.8	2.0	5.4	3.1	2.9	3.7	3.1	3.1	5.9



- [] Ranking at each section and finish
- :-:- No data available at this section
- NA No data available

Horse/Jockey Name	Port Pegasus/J C Morrison
Finish Rank	6
Fastest Section Time (Section)	0:14.51 (200-0)
Top Speed [km/h] (Section)	52.1 (200-0)
Race State	Finished



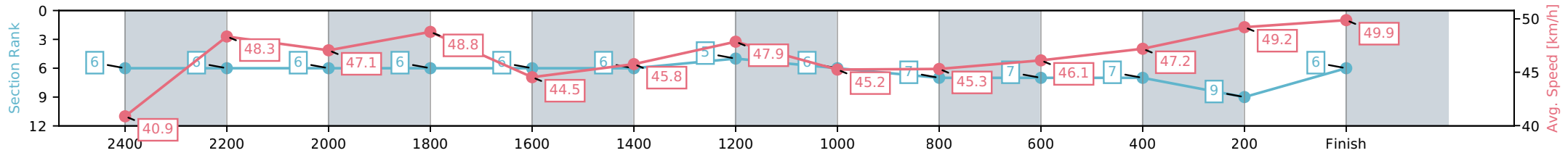
NZ Metropolitan Trotting Club Inc Harness
 Race 6: MATT HARRISON CONSTRUCTION HANDICAP
 TROT - 2600m



05 June 2026 - 7:31PM

Weather: Raining

Section	L2600	L2400	L2200	L2000	L1800	L1600	L1400	L1200	L1000	L800	L600	L400	L200
Section Times	3:23.27 (0:18.33)	3:04.94 [6] (0:15.05)	2:49.89 [6] (0:15.44)	2:34.45 [6] (0:14.76)	2:19.69 [6] (0:16.43)	2:03.25 [6] (0:15.96)	1:47.30 [6] (0:15.04)	1:32.26 [5] (0:16.08)	1:16.17 [6] (0:16.08)	1:00.10 [7] (0:15.62)	0:44.48 [7] (0:15.30)	0:29.18 [7] (0:14.67)	0:14.51 [9] (0:14.51)
Average Speed [km/h]	40.9	48.3	47.1	48.8	44.5	45.8	47.9	45.2	45.3	46.1	47.2	49.2	49.9
Top Speed [km/h]	48.9	49.6	48.7	49.3	48.8	47.3	49.0	46.4	46.3	47.2	48.0	51.2	52.1
Avg. Dist. to Rail [m]	5.2	1.6	1.5	3.5	2.9	2.0	3.6	1.4	1.7	2.3	1.0	1.0	2.8



- [] Ranking at each section and finish
- :-:- No data available at this section
- NA No data available

Horse/Jockey Name	Royal Del/John R Dunn
Finish Rank	7
Fastest Section Time (Section)	0:14.60 (2400-2200)
Top Speed [km/h] (Section)	50.6 (2400-2200)
Race State	Finished



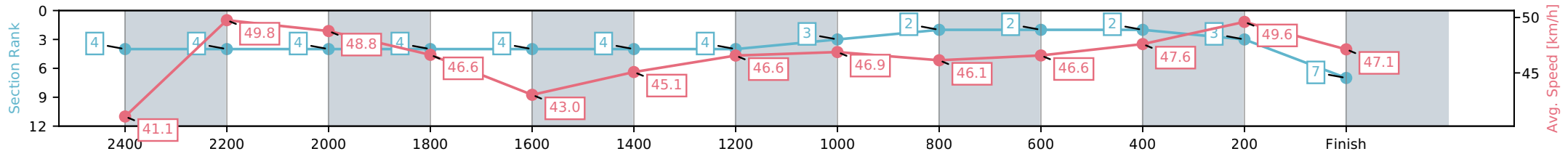
NZ Metropolitan Trotting Club Inc Harness
 Race 6: MATT HARRISON CONSTRUCTION HANDICAP
 TROT - 2600m



05 June 2026 - 7:31PM

Weather: Raining

Section	L2600	L2400	L2200	L2000	L1800	L1600	L1400	L1200	L1000	L800	L600	L400	L200
Section Times	3:23.33 (0:17.33)	3:06.00 [4] (0:14.60)	2:51.40 [4] (0:14.89)	2:36.51 [4] (0:15.44)	2:21.07 [4] (0:16.95)	2:04.12 [4] (0:16.14)	1:47.98 [4] (0:15.46)	1:32.52 [4] (0:15.71)	1:16.81 [3] (0:15.90)	1:00.91 [2] (0:15.46)	0:45.45 [2] (0:15.42)	0:30.04 [2] (0:14.75)	0:15.29 [3] (0:15.29)
Average Speed [km/h]	41.1	49.8	48.8	46.6	43.0	45.1	46.6	46.9	46.1	46.6	47.6	49.6	47.1
Top Speed [km/h]	49.9	50.6	50.2	48.9	44.6	45.6	47.6	47.3	47.2	47.1	49.2	49.7	49.7
Avg. Dist. to Rail [m]	3.0	1.3	1.4	2.8	2.4	1.6	5.1	2.9	2.7	3.6	2.9	2.6	4.2



- [] Ranking at each section and finish
- :-:- No data available at this section
- NA No data available

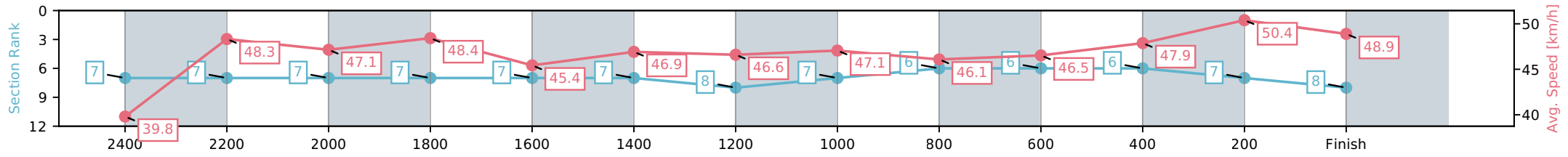
Horse/Jockey Name	Royal Gypsy/S J Thornley
Finish Rank	8
Fastest Section Time (Section)	0:14.63 (400-200)
Top Speed [km/h] (Section)	50.8 (200-0)
Race State	Finished



NZ Metropolitan Trotting Club Inc Harness
 Race 6: MATT HARRISON CONSTRUCTION HANDICAP
 TROT - 2600m
 05 June 2026 - 7:31PM
 Weather: Raining



Section	L2600	L2400	L2200	L2000	L1800	L1600	L1400	L1200	L1000	L800	L600	L400	L200
Section Times	3:23.38 (0:18.81)	3:04.57 [7] (0:15.09)	2:49.48 [7] (0:15.42)	2:34.06 [7] (0:14.87)	2:19.19 [7] (0:16.16)	2:03.03 [7] (0:15.69)	1:47.34 [7] (0:15.44)	1:31.90 [8] (0:15.69)	1:16.21 [7] (0:15.93)	1:00.28 [6] (0:15.48)	0:44.80 [6] (0:15.42)	0:29.38 [6] (0:14.63)	0:14.75 [7] (0:14.75)
Average Speed [km/h]	39.8	48.3	47.1	48.4	45.4	46.9	46.6	47.1	46.1	46.5	47.9	50.4	48.9
Top Speed [km/h]	48.0	49.1	48.6	48.8	48.3	48.1	47.3	48.0	47.5	47.0	49.7	50.6	50.8
Avg. Dist. to Rail [m]	4.5	1.9	1.5	3.1	3.1	3.0	5.6	3.2	2.8	3.7	3.6	3.9	7.1



[] Ranking at each section and finish
 -:-:- No data available at this section
 NA No data available

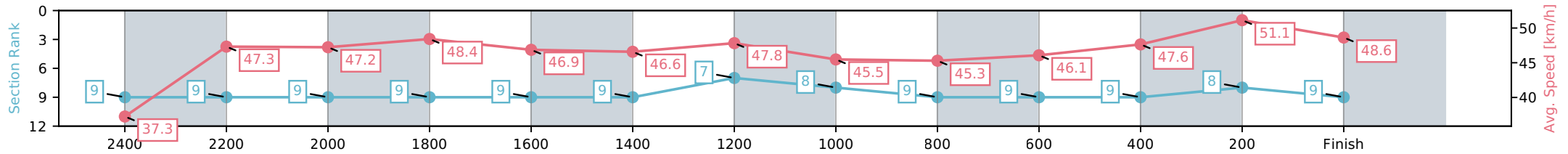
Horse/Jockey Name	Father Mike/L D McCormick
Finish Rank	9
Fastest Section Time (Section)	0:14.29 (400-200)
Top Speed [km/h] (Section)	51.7 (200-0)
Race State	Finished



NZ Metropolitan Trotting Club Inc Harness
 Race 6: MATT HARRISON CONSTRUCTION HANDICAP
 TROT - 2600m
 05 June 2026 - 7:31PM
 Weather: Raining



Section	L2600	L2400	L2200	L2000	L1800	L1600	L1400	L1200	L1000	L800	L600	L400	L200
Section Times	3:23.52 (0:19.42)	3:04.10 [9] (0:15.47)	2:48.63 [9] (0:15.38)	2:33.25 [9] (0:14.87)	2:18.38 [9] (0:15.61)	2:02.77 [9] (0:15.63)	1:47.14 [9] (0:15.05)	1:32.09 [7] (0:16.03)	1:16.07 [8] (0:16.04)	1:00.03 [9] (0:15.63)	0:44.40 [9] (0:15.30)	0:29.10 [9] (0:14.29)	0:14.81 [8] (0:14.81)
Average Speed [km/h]	37.3	47.3	47.2	48.4	46.9	46.6	47.8	45.5	45.3	46.1	47.6	51.1	48.6
Top Speed [km/h]	44.6	48.4	48.4	48.9	48.8	47.4	48.5	47.0	46.3	46.8	49.4	51.6	51.7
Avg. Dist. to Rail [m]	12.0	2.5	1.5	2.9	2.8	1.7	3.7	1.6	1.4	2.1	1.9	2.5	5.4



- [] Ranking at each section and finish
- :-:- No data available at this section
- NA No data available

Horse/Jockey Name	Cappaha/R D Holmes
Finish Rank	10
Fastest Section Time (Section)	0:14.52 (2400-2200)
Top Speed [km/h] (Section)	50.6 (2400-2200)
Race State	Finished



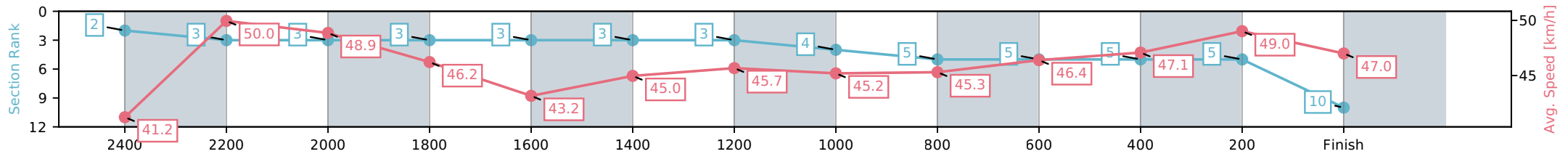
NZ Metropolitan Trotting Club Inc Harness
 Race 6: MATT HARRISON CONSTRUCTION HANDICAP
 TROT - 2600m



05 June 2026 - 7:31PM

Weather: Raining

Section	L2600	L2400	L2200	L2000	L1800	L1600	L1400	L1200	L1000	L800	L600	L400	L200
Section Times	3:23.82 (0:16.98)	3:06.84 [2] (0:14.52)	2:52.33 [3] (0:14.83)	2:37.50 [3] (0:15.58)	2:21.92 [3] (0:16.88)	2:05.04 [3] (0:16.17)	1:48.87 [3] (0:15.76)	1:33.11 [3] (0:16.08)	1:17.03 [4] (0:16.02)	1:01.01 [5] (0:15.52)	0:45.49 [5] (0:15.41)	0:30.08 [5] (0:14.75)	0:15.33 [5] (0:15.33)
Average Speed [km/h]	41.2	50.0	48.9	46.2	43.2	45.0	45.7	45.2	45.3	46.4	47.1	49.0	47.0
Top Speed [km/h]	49.8	50.6	50.1	48.3	44.7	45.3	46.4	46.2	46.1	47.5	48.4	49.4	49.5
Avg. Dist. to Rail [m]	4.9	1.0	1.2	2.6	2.3	1.4	3.5	1.3	1.2	1.9	1.3	0.9	1.4



- [] Ranking at each section and finish
- :-:- No data available at this section
- NA No data available