



NZ Metropolitan Trotting Club Inc Harness

Race 7: TYRE GENERAL SILK ROAD FILLIES & MARES (HEAT 2) MOB PACE - 1980m

05 June 2026 - 7:57PM



Weather: Raining

Field Times	2:24.92	2:13.82	1:59.45	1:44.68	1:29.85	1:14.13	0:58.29	0:43.23
(Race Tempo)	(0:11.10)	(0:14.37)	(0:14.77)	(0:14.82)	(0:15.73)	(0:15.84)	(0:15.05)	(0:14.69)

Rank	TAB#	Horse	Overall Time	First 400m	Top Speed km/h (Section)	L1980	L1800	L1600	L1400	L1200	L1000	L800	L600
	(BAR#)	Driver	Margin (DT-W)	Last 600m	Fastest Section (Time)	Start - 1800	1800 - 1600	1600 - 1400	1400 - 1200	1200 - 1000	1000 - 800	800 - 600	600 - 400
1	13	Seeking Clarity	2:24.92	0:28.25	56.0 (1980 - 1800)	2:24.92	2:13.35 [5]	1:58.48 [6]	1:43.62 [7]	1:28.92 [6]	1:13.24 [6]	0:57.47 [6]	0:42.89 [4]
	(13)	M J Williamson		0:42.89	400-200 (0:14.15)	(0:11.57)	(0:14.86)	(0:14.86)	(0:14.71)	(0:15.68)	(0:15.77)	(0:14.58)	(0:14.34)
2	3	Lilac Luxury	2:26.10	0:28.51	53.6 (1980 - 1800)	2:26.10	2:14.38 [7]	1:59.55 [7]	1:44.88 [6]	1:30.07 [7]	1:14.37 [7]	0:58.52 [7]	0:43.48 [11]
	(3)	R D Close	6.8L (-15)	0:43.48	200-0 (0:13.96)	(0:11.72)	(0:14.83)	(0:14.67)	(0:14.82)	(0:15.69)	(0:15.85)	(0:15.04)	(0:14.81)
3	12	Elektra King	2:26.22	0:28.98	53.4 (1980 - 1800)	2:26.22	2:14.11 [10]	1:59.06 [9]	1:44.01 [10]	1:29.55 [10]	1:13.84 [10]	0:58.24 [10]	0:44.14 [5]
	(12)	T M Williams	7.4L (+9)	0:44.13	800-600 (0:14.10)	(0:12.11)	(0:15.05)	(0:15.04)	(0:14.46)	(0:15.72)	0:15.60	(0:14.10)	(0:14.63)
4	4	Molly Maeve Estelle	2:26.24	0:28.86	54.5 (1980 - 1800)	2:26.24	2:14.46 [8]	1:59.40 [8]	1:44.41 [8]	1:29.91 [8]	1:14.18 [9]	0:58.44 [8]	0:43.89 [8]
	(4)	S E O'Reilly	7.6L (+5)	0:43.89	200-0 (0:14.34)	(0:11.78)	(0:15.06)	(0:14.98)	(0:14.50)	(0:15.73)	(0:15.74)	(0:14.55)	(0:14.62)
5	6	Bettor Than Lizzy	2:26.25	0:27.87	56.2 (1980 - 1800)	2:26.25	2:15.08 [2]	2:00.44 [2]	1:45.66 [2]	1:30.86 [3]	1:15.15 [2]	0:59.30 [3]	0:44.24 [3]
	(6)	J W Cox	7.6L (-15)	0:44.25	200-0 (0:14.59)	(0:11.17)	(0:14.65)	(0:14.77)	(0:14.80)	(0:15.72)	(0:15.85)	(0:15.06)	(0:14.84)
6	8	Bettor Belle	2:26.52	0:27.59	56.4 (1980 - 1800)	2:26.52	2:15.42 [1]	2:01.05 [1]	1:46.28 [1]	1:31.45 [1]	1:15.73 [1]	0:59.89 [1]	0:44.84 [1]
	(8)	C J Dalgety	9.2L (-14)	0:44.84	1800-1600 (0:14.37)	0:11.10	0:14.37	(0:14.77)	(0:14.82)	(0:15.73)	(0:15.84)	(0:15.05)	(0:14.87)
7	14	Better Be Quick	2:26.56	0:29.31	54.4 (1980 - 1800)	2:26.56	2:14.58 [9]	1:59.12 [10]	1:44.43 [9]	1:30.07 [9]	1:14.51 [8]	0:58.64 [9]	0:43.99 [10]
	(14)	John R Dunn	9.4L (-1)	0:43.99	1400-1200 (0:14.36)	(0:11.98)	(0:15.47)	(0:14.68)	(0:14.36)	(0:15.57)	(0:15.86)	(0:14.65)	(0:14.70)
8	5	Ultimate Seisation	2:27.14	0:28.08	55.4 (1980 - 1800)	2:27.14	2:15.69 [4]	2:01.05 [3]	1:46.37 [4]	1:31.51 [4]	1:15.78 [4]	0:59.90 [5]	0:44.82 [7]
	(5)	S W Hill	12.7L (-18)	0:44.81	1800-1600 (0:14.64)	(0:11.45)	(0:14.64)	(0:14.68)	(0:14.86)	(0:15.72)	(0:15.88)	(0:15.09)	(0:14.78)
9	10	Blazing Knuckles	2:27.48	0:29.54	52.7 (1980 - 1800)	2:27.48	2:15.06 [11]	1:59.68 [11]	1:44.50 [11]	1:30.48 [11]	1:14.79 [11]	0:59.16 [11]	0:45.08 [9]
	(10)	S J Ottley	14.7L (+12)	0:45.07	1400-1200 (0:14.02)	(0:12.42)	(0:15.38)	(0:15.18)	0:14.02	(0:15.69)	(0:15.63)	0:14.08	(0:14.75)
10	15	Show Stopper	2:27.78	0:27.83	55.7 (1980 - 1800)	2:27.78	2:16.14 [6]	2:01.65 [4]	1:47.13 [3]	1:32.40 [2]	1:16.67 [3]	1:00.90 [2]	0:45.92 [2]
	(15)	K A Butt	16.4L (+5)	0:45.92	1800-1600 (0:14.49)	(0:11.64)	(0:14.49)	0:14.52	(0:14.74)	(0:15.73)	(0:15.77)	(0:14.98)	(0:15.00)

Scratched: Could Be Katy (#1), B B Crunch (#2), To Ri Ruby (#7)

Report Created: Fri 05 June 2026

(Note: Races are conducted over an approximate distance as close as possible to the advertised distance, and recorded data may vary accordingly. Official times refer to race times only and do not include handicap times.)

[] Position in running at each section and finish
 TAB# Saddle cloth number
 --- No data available at this section
 BAR# Barrier/Gate Position
 NA No data available
 DNF Did not finish
 DNT Did not track
 DT-W Distance travelled compared to winner in metres

Fastest split
 Fastest section

data processed by **TRIPLESDATA**



NZ Metropolitan Trotting Club Inc Harness
 Race 7: TYRE GENERAL SILK ROAD FILLIES & MARES (HEAT 2) MOB PACE - 1980m
 05 June 2026 - 7:57PM



Weather: Raining

Field Times (Race Tempo) 2:24.92 (0:11.10) 2:13.82 (0:14.37) 1:59.45 (0:14.77) 1:44.68 (0:14.82) 1:29.85 (0:15.73) 1:14.13 (0:15.84) 0:58.29 (0:15.05) 0:43.23 (0:14.69)

Rank	TAB#	Horse	Overall Time	First 400m	Top Speed km/h (Section)	L1980	L1800	L1600	L1400	L1200	L1000	L800	L600
	(BAR#)	Driver	Margin (DT-W)	Last 600m	Fastest Section (Time)	Start - 1800	1800 - 1600	1600 - 1400	1400 - 1200	1200 - 1000	1000 - 800	800 - 600	600 - 400
11	9	Carrera Tranquilo	2:28.58	0:28.28	55.7 (1980 - 1800)	2:28.58	2:17.22 [3]	2:02.44 [5]	1:47.58 [5]	1:32.90 [5]	1:17.17 [5]	1:01.40 [4]	0:46.41 [6]
	(9)	R T May	20.9L (+2)	0:46.41	1400-1200 (0:14.69)	(0:11.36)	(0:14.78)	(0:14.85)	(0:14.69)	(0:15.73)	(0:15.76)	(0:15.00)	(0:15.00)
12	11	Cinderella Franco	2:29.38	0:32.32	53.0 (200-0)	2:29.38	2:13.17 [12]	1:58.55 [12]	1:43.77 [12]	1:29.16 [12]	1:13.98 [12]	0:58.02 [12]	0:42.92 [12]
	(11)	Craig D Thornley	25.5L (-18)	0:42.91	200-0 (0:13.93)	(0:16.21)	(0:14.61)	(0:14.78)	(0:14.61)	(0:15.18)	(0:15.96)	(0:15.11)	(0:14.70)

Scratched: Could Be Katy (#1), B B Crunch (#2), To Ri Ruby (#7)

Report Created: Fri 05 June 2026

(Note: Races are conducted over an approximate distance as close as possible to the advertised distance, and recorded data may vary accordingly. Official times refer to race times only and do not include handicap times.)

[] Position in running at each section and finish
 TAB# Saddle cloth number
 -:-:- No data available at this section
 BAR# Barrier/Gate Position
 NA No data available
 DNF Did not finish
 DNT Did not track
 DT-W Distance travelled compared to winner in metres

Fastest split
 Fastest section



NZ Metropolitan Trotting Club Inc Harness
 Race 7: TYRE GENERAL SILK ROAD FILLIES & MARES (HEAT 2) MOB PACE - 1980m
 05 June 2026 - 7:57PM



Weather: Raining

Field Times 0:28.55 0:14.40
 (Race Tempo) (0:14.15) (0:14.40)

Rank	TAB#	Horse	Overall Time	First 400m	Top Speed km/h (Section)	L400	L200						
	(BAR#)	Driver	Margin (DT-W)	Last 600m	Fastest Section (Time)	400 - 200	200 - Finish						
1	13	Seeking Clarity	2:24.92	0:28.25	56.0 (1980 - 1800)	0:28.55 [1]	0:14.40 [1]						
	(13)	M J Williamson		0:42.89	400-200 (0:14.15)	(0:14.15)	(0:14.40)						
2	3	Lilac Luxury	2:26.10	0:28.51	53.6 (1980 - 1800)	0:28.67 [11]	0:13.96 [8]						
	(3)	R D Close	6.8L (-15)	0:43.48	200-0 (0:13.96)	(0:14.71)	(0:13.96)						
3	12	Elektra King	2:26.22	0:28.98	53.4 (1980 - 1800)	0:29.50 [3]	0:14.72 [3]						
	(12)	T M Williams	7.4L (+9)	0:44.13	800-600 (0:14.10)	(0:14.78)	(0:14.72)						
4	4	Molly Maeve Estelle	2:26.24	0:28.86	54.5 (1980 - 1800)	0:29.27 [6]	0:14.34 [6]						
	(4)	S E O'Reilly	7.6L (+5)	0:43.89	200-0 (0:14.34)	(0:14.93)	(0:14.34)						
5	6	Bettor Than Lizzy	2:26.25	0:27.87	56.2 (1980 - 1800)	0:29.40 [4]	0:14.59 [4]						
	(6)	J W Cox	7.6L (-15)	0:44.25	200-0 (0:14.59)	(0:14.82)	(0:14.59)						
6	8	Bettor Belle	2:26.52	0:27.59	56.4 (1980 - 1800)	0:29.97 [2]	0:15.11 [2]						
	(8)	C J Dalgety	9.2L (-14)	0:44.84	1800-1600 (0:14.37)	(0:14.86)	(0:15.11)						
7	14	Better Be Quick	2:26.56	0:29.31	54.4 (1980 - 1800)	0:29.29 [10]	0:14.39 [9]						
	(14)	John R Dunn	9.4L (-1)	0:43.99	1400-1200 (0:14.36)	(0:14.90)	(0:14.39)						
8	5	Ultimate Seisation	2:27.14	0:28.08	55.4 (1980 - 1800)	0:30.04 [7]	0:15.21 [7]						
	(5)	S W Hill	12.7L (-18)	0:44.81	1800-1600 (0:14.64)	(0:14.82)	(0:15.21)						
9	10	Blazing Knuckles	2:27.48	0:29.54	52.7 (1980 - 1800)	0:30.33 [8]	0:15.25 [10]						
	(10)	S J Ottley	14.7L (+12)	0:45.07	1400-1200 (0:14.02)	(0:15.07)	(0:15.25)						
10	15	Show Stopper	2:27.78	0:27.83	55.7 (1980 - 1800)	0:30.93 [5]	0:15.94 [5]						
	(15)	K A Butt	16.4L (+5)	0:45.92	1800-1600 (0:14.49)	(0:14.98)	(0:15.94)						

Scratched: Could Be Katy (#1), B B Crunch (#2), To Ri Ruby (#7)

Report Created: Fri 05 June 2026

(Note: Races are conducted over an approximate distance as close as possible to the advertised distance, and recorded data may vary accordingly. Official times refer to race times only and do not include handicap times.)

[] Position in running at each section and finish TAB# Saddle cloth number
 -:-:- No data available at this section BAR# Barrier/Gate Position
 NA No data available DNF Did not finish
 DNT Did not track DT-W Distance travelled compared to winner in metres

Fastest split
 Fastest section



NZ Metropolitan Trotting Club Inc Harness
 Race 7: TYRE GENERAL SILK ROAD FILLIES & MARES (HEAT 2) MOB PACE - 1980m
 05 June 2026 - 7:57PM



Weather: Raining

Field Times 0:28.55 0:14.40
 (Race Tempo) (0:14.15) (0:14.40)

Rank	TAB#	Horse	Overall Time	First 400m	Top Speed km/h (Section)	L400	L200						
	(BAR#)	Driver	Margin (DT-W)	Last 600m	Fastest Section (Time)	400 - 200	200 - Finish						
11	9	Carrera Tranquilo	2:28.58	0:28.28	55.7 (1980 - 1800)	0:31.41 [9]	0:16.20 [11]						
	(9)	R T May	20.9L (+2)	0:46.41	1400-1200 (0:14.69)	(0:15.21)	(0:16.20)						
12	11	Cinderella Franco	2:29.38	0:32.32	53.0 (200-0)	0:28.21 [12]	0:13.93 [12]						
	(11)	Craig D Thornley	25.5L (-18)	0:42.91	200-0 (0:13.93)	(0:14.28)	(0:13.93)						

Scratched: Could Be Katy (#1), B B Crunch (#2), To Ri Ruby (#7)

Report Created: Fri 05 June 2026

(Note: Races are conducted over an approximate distance as close as possible to the advertised distance, and recorded data may vary accordingly. Official times refer to race times only and do not include handicap times.)

[] Position in running at each section and finish TAB# Saddle cloth number

-:-:- No data available at this section

NA No data available

DNT Did not track

BAR# Barrier/Gate Position

DNF Did not finish

DT-W Distance travelled compared to winner in metres

Fastest split

Fastest section

Horse/Jockey Name	Seeking Clarity/M J Williamson
Finish Rank	1
Fastest Section Time (Section)	0:14.15 (400-200)
Top Speed [km/h] (Section)	56.0 (1980 - 1800)
Race State	Finished



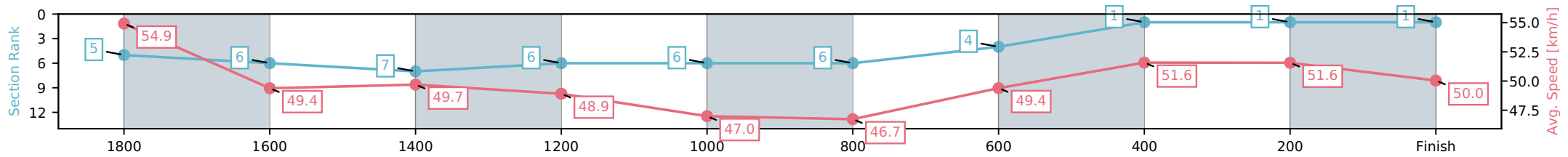
NZ Metropolitan Trotting Club Inc Harness
 Race 7: TYRE GENERAL SILK ROAD FILLIES & MARES
 (HEAT 2) MOB PACE - 1980m



05 June 2026 - 7:57PM

Weather: Raining

Section	L1980	L1800	L1600	L1400	L1200	L1000	L800	L600	L400	L200
Section Times	2:24.92 (0:11.57)	2:13.35 [5] (0:14.86)	1:58.48 [6] (0:14.86)	1:43.62 [7] (0:14.71)	1:28.92 [6] (0:15.68)	1:13.24 [6] (0:15.77)	0:57.47 [6] (0:14.58)	0:42.89 [4] (0:14.34)	0:28.55 [1] (0:14.15)	0:14.40 [1] (0:14.40)
Average Speed [km/h]	54.9	49.4	49.7	48.9	47.0	46.7	49.4	51.6	51.6	50.0
Top Speed [km/h]	56.0	53.0	50.8	50.9	48.5	47.1	51.5	52.4	52.3	52.0
Avg. Dist. to Rail [m]	6.1	3.1	3.3	5.3	2.9	3.3	4.8	3.9	2.1	3.2



- [] Ranking at each section and finish
- :-:- No data available at this section
- NA No data available

Horse/Jockey Name	Lilac Luxury/R D Close
Finish Rank	2
Fastest Section Time (Section)	0:13.96 (200-0)
Top Speed [km/h] (Section)	53.6 (1980 - 1800)
Race State	Finished



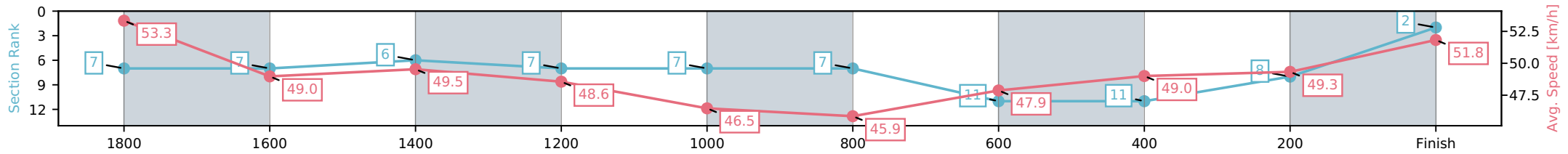
NZ Metropolitan Trotting Club Inc Harness
 Race 7: TYRE GENERAL SILK ROAD FILLIES & MARES
 (HEAT 2) MOB PACE - 1980m



05 June 2026 - 7:57PM

Weather: Raining

Section	L1980	L1800	L1600	L1400	L1200	L1000	L800	L600	L400	L200
Section Times	2:26.10 (0:11.72)	2:14.38 [7] (0:14.83)	1:59.55 [7] (0:14.67)	1:44.88 [6] (0:14.82)	1:30.07 [7] (0:15.69)	1:14.37 [7] (0:15.85)	0:58.52 [7] (0:15.04)	0:43.48 [11] (0:14.81)	0:28.67 [11] (0:14.71)	0:13.96 [8] (0:13.96)
Average Speed [km/h]	53.3	49.0	49.5	48.6	46.5	45.9	47.9	49.0	49.3	51.8
Top Speed [km/h]	53.6	52.5	49.9	49.6	48.3	46.6	48.6	49.6	52.0	52.7
Avg. Dist. to Rail [m]	2.1	1.3	1.4	3.9	1.6	1.5	2.3	1.4	1.2	0.7



- [] Ranking at each section and finish
- :-:- No data available at this section
- NA No data available

Horse/Jockey Name	Elektra King/T M Williams
Finish Rank	3
Fastest Section Time (Section)	0:14.10 (800-600)
Top Speed [km/h] (Section)	53.4 (1980 - 1800)
Race State	Finished



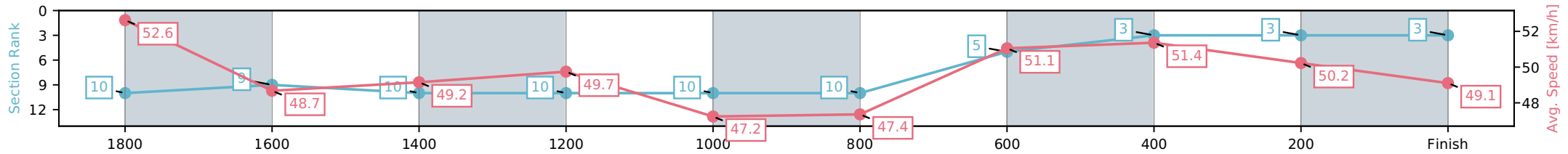
NZ Metropolitan Trotting Club Inc Harness
 Race 7: TYRE GENERAL SILK ROAD FILLIES & MARES
 (HEAT 2) MOB PACE - 1980m



05 June 2026 - 7:57PM

Weather: Raining

Section	L1980	L1800	L1600	L1400	L1200	L1000	L800	L600	L400	L200
Section Times	2:26.22 (0:12.11)	2:14.11 [10] (0:15.05)	1:59.06 [9] (0:15.04)	1:44.01 [10] (0:14.46)	1:29.55 [10] (0:15.72)	1:13.84 [10] (0:15.60)	0:58.24 [10] (0:14.10)	0:44.14 [5] (0:14.63)	0:29.50 [3] (0:14.78)	0:14.72 [3] (0:14.72)
Average Speed [km/h]	52.6	48.7	49.2	49.7	47.2	47.4	51.1	51.4	50.2	49.1
Top Speed [km/h]	53.4	51.9	50.9	51.5	49.4	50.2	51.7	51.9	51.7	49.9
Avg. Dist. to Rail [m]	4.7	2.5	3.6	6.1	3.8	3.7	6.3	6.0	4.7	5.8



- [] Ranking at each section and finish
- :-:- No data available at this section
- NA No data available

Horse/Jockey Name	Molly Maeve Estelle/S E O'Reilly
Finish Rank	4
Fastest Section Time (Section)	0:14.34 (200-0)
Top Speed [km/h] (Section)	54.5 (1980 - 1800)
Race State	Finished



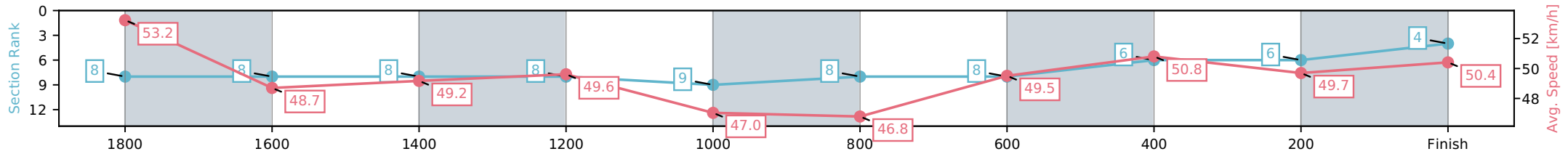
NZ Metropolitan Trotting Club Inc Harness
 Race 7: TYRE GENERAL SILK ROAD FILLIES & MARES
 (HEAT 2) MOB PACE - 1980m



05 June 2026 - 7:57PM

Weather: Raining

Section	L1980	L1800	L1600	L1400	L1200	L1000	L800	L600	L400	L200
Section Times	2:26.24 (0:11.78)	2:14.46 [8] (0:15.06)	1:59.40 [8] (0:14.98)	1:44.41 [8] (0:14.50)	1:29.91 [8] (0:15.73)	1:14.18 [9] (0:15.74)	0:58.44 [8] (0:14.55)	0:43.89 [8] (0:14.62)	0:29.27 [6] (0:14.93)	0:14.34 [6] (0:14.34)
Average Speed [km/h]	53.2	48.7	49.2	49.6	47.0	46.8	49.5	50.8	49.7	50.4
Top Speed [km/h]	54.5	51.3	51.3	51.8	49.0	47.5	51.3	51.7	50.7	51.5
Avg. Dist. to Rail [m]	3.8	2.9	3.2	5.9	3.4	3.3	4.7	4.5	4.9	8.2



- [] Ranking at each section and finish
- :-:- No data available at this section
- NA No data available

Horse/Jockey Name	Bettor Than Lizzy/J W Cox
Finish Rank	5
Fastest Section Time (Section)	0:14.59 (200-0)
Top Speed [km/h] (Section)	56.2 (1980 - 1800)
Race State	Finished



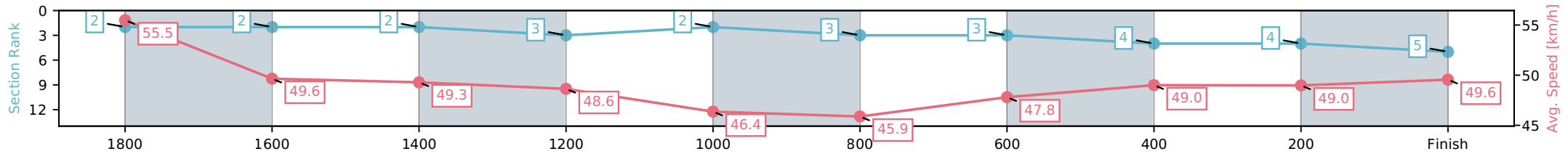
NZ Metropolitan Trotting Club Inc Harness
 Race 7: TYRE GENERAL SILK ROAD FILLIES & MARES
 (HEAT 2) MOB PACE - 1980m



05 June 2026 - 7:57PM

Weather: Raining

Section	L1980	L1800	L1600	L1400	L1200	L1000	L800	L600	L400	L200
Section Times	2:26.25 (0:11.17)	2:15.08 [2] (0:14.65)	2:00.44 [2] (0:14.77)	1:45.66 [2] (0:14.80)	1:30.86 [3] (0:15.72)	1:15.15 [2] (0:15.85)	0:59.30 [3] (0:15.06)	0:44.24 [3] (0:14.84)	0:29.40 [4] (0:14.82)	0:14.59 [4] (0:14.59)
Average Speed [km/h]	55.5	49.6	49.3	48.6	46.4	45.9	47.8	49.0	49.0	49.6
Top Speed [km/h]	56.2	53.5	49.7	49.9	47.8	46.8	49.0	49.3	49.8	50.3
Avg. Dist. to Rail [m]	6.0	1.7	1.6	3.6	1.5	1.5	2.1	1.6	1.4	2.2



- [] Ranking at each section and finish
- :-:- No data available at this section
- NA No data available

Horse/Jockey Name	Bettor Belle/C J Dalgety
Finish Rank	6
Fastest Section Time (Section)	0:14.37 (1800-1600)
Top Speed [km/h] (Section)	56.4 (1980 - 1800)
Race State	Finished



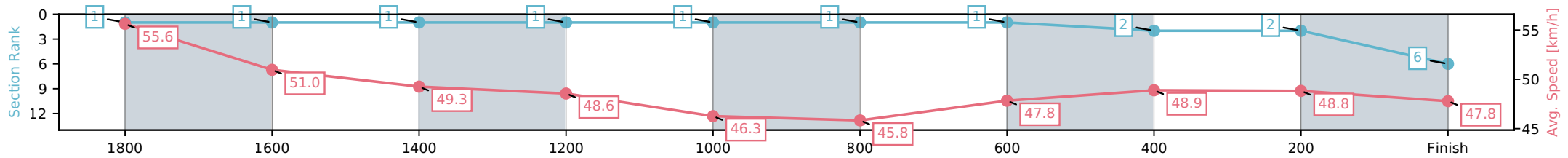
NZ Metropolitan Trotting Club Inc Harness
 Race 7: TYRE GENERAL SILK ROAD FILLIES & MARES
 (HEAT 2) MOB PACE - 1980m



05 June 2026 - 7:57PM

Weather: Raining

Section	L1980	L1800	L1600	L1400	L1200	L1000	L800	L600	L400	L200
Section Times	2:26.52 (0:11.10)	2:15.42 [1] (0:14.37)	2:01.05 [1] (0:14.77)	1:46.28 [1] (0:14.82)	1:31.45 [1] (0:15.73)	1:15.73 [1] (0:15.84)	0:59.89 [1] (0:15.05)	0:44.84 [1] (0:14.87)	0:29.97 [2] (0:14.86)	0:15.11 [2] (0:15.11)
Average Speed [km/h]	55.6	51.0	49.3	48.6	46.3	45.8	47.8	48.9	48.8	47.8
Top Speed [km/h]	56.4	54.1	49.6	49.3	47.8	46.9	48.9	49.3	49.3	49.0
Avg. Dist. to Rail [m]	7.9	2.9	1.6	3.4	1.4	1.4	1.8	1.5	1.6	3.9



- [] Ranking at each section and finish
- :-:- No data available at this section
- NA No data available

Horse/Jockey Name	Better Be Quick/John R Dunn
Finish Rank	7
Fastest Section Time (Section)	0:14.36 (1400-1200)
Top Speed [km/h] (Section)	54.4 (1980 - 1800)
Race State	Finished



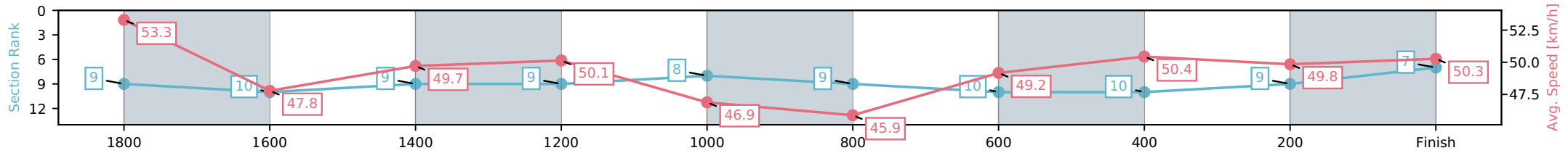
NZ Metropolitan Trotting Club Inc Harness
 Race 7: TYRE GENERAL SILK ROAD FILLIES & MARES
 (HEAT 2) MOB PACE - 1980m



05 June 2026 - 7:57PM

Weather: Raining

Section	L1980	L1800	L1600	L1400	L1200	L1000	L800	L600	L400	L200
Section Times	2:26.56 (0:11.98)	2:14.58 [9] (0:15.47)	1:59.12 [10] (0:14.68)	1:44.43 [9] (0:14.36)	1:30.07 [9] (0:15.57)	1:14.51 [8] (0:15.86)	0:58.64 [9] (0:14.65)	0:43.99 [10] (0:14.70)	0:29.29 [10] (0:14.90)	0:14.39 [9] (0:14.39)
Average Speed [km/h]	53.3	47.8	49.7	50.1	46.9	45.9	49.2	50.4	49.8	50.3
Top Speed [km/h]	54.4	50.7	52.4	52.7	48.9	46.6	51.1	51.0	51.2	51.7
Avg. Dist. to Rail [m]	7.7	3.9	1.8	3.9	1.8	1.7	3.4	4.1	5.2	9.6



- [] Ranking at each section and finish
- :-:- No data available at this section
- NA No data available

Horse/Jockey Name	Ultimate Seisation/S W Hill
Finish Rank	8
Fastest Section Time (Section)	0:14.64 (1800-1600)
Top Speed [km/h] (Section)	55.4 (1980 - 1800)
Race State	Finished



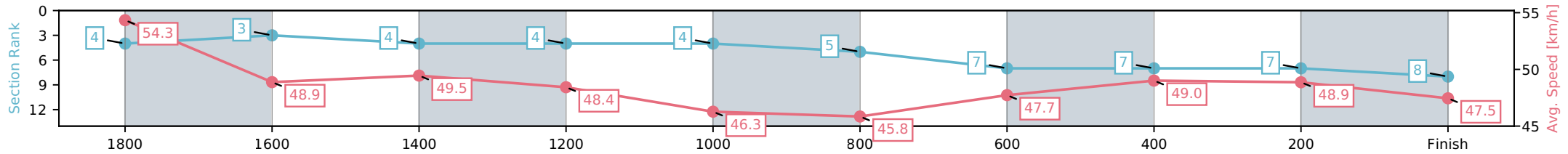
NZ Metropolitan Trotting Club Inc Harness
 Race 7: TYRE GENERAL SILK ROAD FILLIES & MARES
 (HEAT 2) MOB PACE - 1980m



05 June 2026 - 7:57PM

Weather: Raining

Section	L1980	L1800	L1600	L1400	L1200	L1000	L800	L600	L400	L200
Section Times	2:27.14 (0:11.45)	2:15.69 [4] (0:14.64)	2:01.05 [3] (0:14.68)	1:46.37 [4] (0:14.86)	1:31.51 [4] (0:15.72)	1:15.78 [4] (0:15.88)	0:59.90 [5] (0:15.09)	0:44.82 [7] (0:14.78)	0:30.04 [7] (0:14.82)	0:15.21 [7] (0:15.21)
Average Speed [km/h]	54.3	48.9	49.5	48.4	46.3	45.8	47.7	49.0	48.9	47.5
Top Speed [km/h]	55.4	51.1	50.3	49.6	47.9	46.6	49.0	49.4	49.4	50.1
Avg. Dist. to Rail [m]	2.6	0.8	1.5	3.7	1.3	1.6	1.9	1.2	1.2	3.2



- [] Ranking at each section and finish
- :-:- No data available at this section
- NA No data available

Horse/Jockey Name	Blazing Knuckles/S J Ottley
Finish Rank	9
Fastest Section Time (Section)	0:14.02 (1400-1200)
Top Speed [km/h] (Section)	52.7 (1980 - 1800)
Race State	Finished



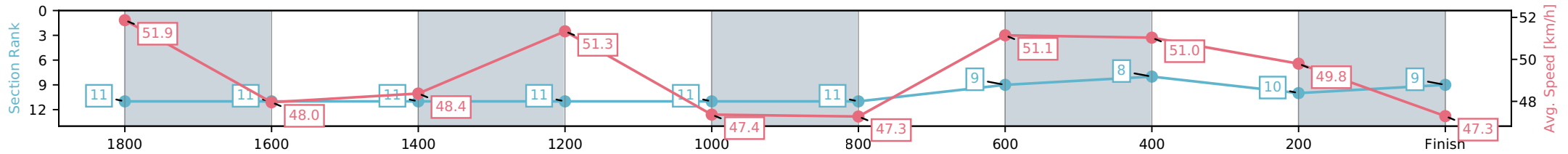
NZ Metropolitan Trotting Club Inc Harness
 Race 7: TYRE GENERAL SILK ROAD FILLIES & MARES
 (HEAT 2) MOB PACE - 1980m



05 June 2026 - 7:57PM

Weather: Raining

Section	L1980	L1800	L1600	L1400	L1200	L1000	L800	L600	L400	L200
Section Times	2:27.48 (0:12.42)	2:15.06 [11] (0:15.38)	1:59.68 [11] (0:15.18)	1:44.50 [11] (0:14.02)	1:30.48 [11] (0:15.69)	1:14.79 [11] (0:15.63)	0:59.16 [11] (0:14.08)	0:45.08 [9] (0:14.75)	0:30.33 [8] (0:15.07)	0:15.25 [10] (0:15.25)
Average Speed [km/h]	51.9	48.0	48.4	51.3	47.4	47.3	51.1	51.0	49.8	47.3
Top Speed [km/h]	52.7	51.3	51.4	52.3	49.2	49.7	51.9	51.6	50.7	49.9
Avg. Dist. to Rail [m]	1.4	3.2	2.6	5.3	3.9	3.8	6.5	6.3	6.7	10.4



- [] Ranking at each section and finish
- :-:- No data available at this section
- NA No data available

Horse/Jockey Name	Show Stopper/K A Butt
Finish Rank	10
Fastest Section Time (Section)	0:14.49 (1800-1600)
Top Speed [km/h] (Section)	55.7 (1980 - 1800)
Race State	Finished



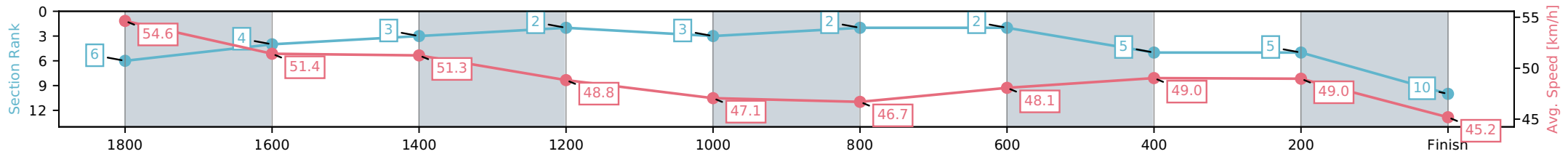
NZ Metropolitan Trotting Club Inc Harness
 Race 7: TYRE GENERAL SILK ROAD FILLIES & MARES
 (HEAT 2) MOB PACE - 1980m



05 June 2026 - 7:57PM

Weather: Raining

Section	L1980	L1800	L1600	L1400	L1200	L1000	L800	L600	L400	L200
Section Times	2:27.78 (0:11.64)	2:16.14 [6] (0:14.49)	2:01.65 [4] (0:14.52)	1:47.13 [3] (0:14.74)	1:32.40 [2] (0:15.73)	1:16.67 [3] (0:15.77)	1:00.90 [2] (0:14.98)	0:45.92 [2] (0:15.00)	0:30.93 [5] (0:14.98)	0:15.94 [5] (0:15.94)
Average Speed [km/h]	54.6	51.4	51.3	48.8	47.1	46.7	48.1	49.0	49.0	45.2
Top Speed [km/h]	55.7	52.5	52.3	50.1	48.3	47.1	49.1	49.4	49.6	48.9
Avg. Dist. to Rail [m]	10.0	5.3	4.1	5.5	3.4	3.2	3.8	3.0	3.2	6.0



- [] Ranking at each section and finish
- :-:- No data available at this section
- NA No data available

Horse/Jockey Name	Carrera Tranquilo/R T May
Finish Rank	11
Fastest Section Time (Section)	0:14.69 (1400-1200)
Top Speed [km/h] (Section)	55.7 (1980 - 1800)
Race State	Finished



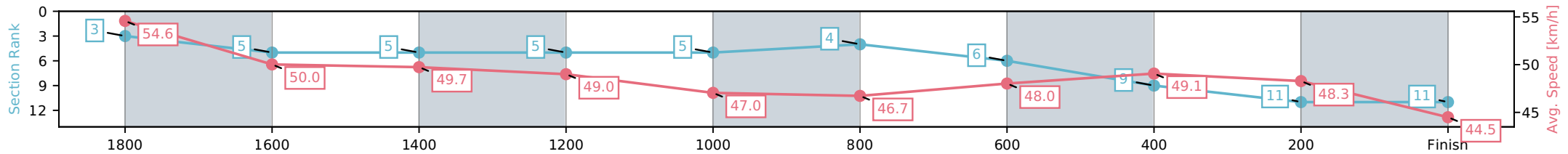
NZ Metropolitan Trotting Club Inc Harness
 Race 7: TYRE GENERAL SILK ROAD FILLIES & MARES
 (HEAT 2) MOB PACE - 1980m



05 June 2026 - 7:57PM

Weather: Raining

Section	L1980	L1800	L1600	L1400	L1200	L1000	L800	L600	L400	L200
Section Times	2:28.58 (0:11.36)	2:17.22 [3] (0:14.78)	2:02.44 [5] (0:14.85)	1:47.58 [5] (0:14.69)	1:32.90 [5] (0:15.73)	1:17.17 [5] (0:15.76)	1:01.40 [4] (0:15.00)	0:46.41 [6] (0:15.00)	0:31.41 [9] (0:15.21)	0:16.20 [11] (0:16.20)
Average Speed [km/h]	54.6	50.0	49.7	49.0	47.0	46.7	48.0	49.1	48.3	44.5
Top Speed [km/h]	55.7	52.5	50.8	50.6	48.5	47.1	49.1	49.4	49.2	47.7
Avg. Dist. to Rail [m]	9.9	4.3	3.5	5.7	3.4	3.3	4.0	3.2	3.3	4.8



- [] Ranking at each section and finish
- :-:- No data available at this section
- NA No data available

Horse/Jockey Name	Cinderella Franco/Craig D Thornley
Finish Rank	12
Fastest Section Time (Section)	0:13.93 (200-0)
Top Speed [km/h] (Section)	53.0 (200-0)
Race State	Finished



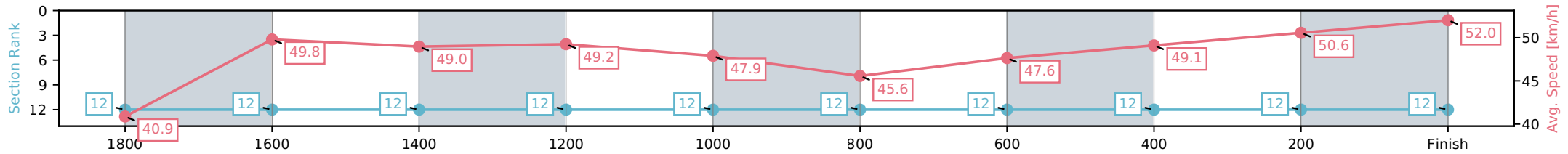
NZ Metropolitan Trotting Club Inc Harness
 Race 7: TYRE GENERAL SILK ROAD FILLIES & MARES
 (HEAT 2) MOB PACE - 1980m



05 June 2026 - 7:57PM

Weather: Raining

Section	L1980	L1800	L1600	L1400	L1200	L1000	L800	L600	L400	L200
Section Times	2:29.38 (0:16.21)	2:13.17 [12] (0:14.61)	1:58.55 [12] (0:14.78)	1:43.77 [12] (0:14.61)	1:29.16 [12] (0:15.18)	1:13.98 [12] (0:15.96)	0:58.02 [12] (0:15.11)	0:42.92 [12] (0:14.70)	0:28.21 [12] (0:14.28)	0:13.93 [12] (0:13.93)
Average Speed [km/h]	40.9	49.8	49.0	49.2	47.9	45.6	47.6	49.1	50.6	52.0
Top Speed [km/h]	46.3	51.3	49.4	49.6	49.6	47.0	48.4	50.1	52.3	53.0
Avg. Dist. to Rail [m]	3.9	2.7	1.0	3.6	1.3	1.6	2.5	1.1	0.8	2.9



- [] Ranking at each section and finish
- :-:- No data available at this section
- NA No data available