



NZ Metropolitan Trotting Club Inc Harness
 Race 8: CHECK OUT HARNESSLINK.COM HANDICAP TROT - 2600m
 05 June 2026 - 8:24PM



Weather: Raining

Field Times (Race Tempo) 3:20.53 (0:16.66) 3:03.87 (0:14.76) 2:49.11 (0:15.67) 2:33.44 (0:15.21) 2:18.23 (0:16.11) 2:02.12 (0:15.87) 1:46.25 (0:15.60) 1:30.66 (0:16.37)

Rank	TAB#	Horse	Overall Time	First 400m	Top Speed km/h (Section)	L2600	L2400	L2200	L2000	L1800	L1600	L1400	L1200
	(BAR#)	Driver	Margin (DT-W)	Last 600m	Fastest Section (Time)	Start - 2400	2400 - 2200	2200 - 2000	2000 - 1800	1800 - 1600	1600 - 1400	1400 - 1200	1200 - 1000
1	3	Zoltan Boscik	3:20.53	0:31.42	52.9 (400-200)	3:20.53	3:03.87 [1]	2:49.11 [1]	2:33.44 [1]	2:18.23 [1]	2:02.12 [1]	1:46.26 [1]	1:30.66 [1]
	(3)	R J Butt		0:43.25	400-200 (0:13.73)	(0:16.66)	(0:14.76)	(0:15.67)	(0:15.21)	(0:16.11)	(0:15.86)	(0:15.60)	(0:16.37)
2	2	Brett's Mate	3:22.02	0:31.80	51.4 (400-200)	3:22.02	3:04.98 [2]	2:50.22 [2]	2:34.52 [2]	2:19.31 [2]	2:03.21 [2]	1:47.20 [2]	1:31.68 [2]
	(2)	K G Cameron	8.5L (+4)	0:44.48	400-200 (0:14.22)	(0:17.04)	(0:14.76)	(0:15.70)	(0:15.21)	(0:16.10)	(0:16.02)	(0:15.52)	(0:16.21)
3	9	Dash Dosh	3:22.09	0:33.67	52.9 (400-200)	3:22.09	3:03.48 [8]	2:48.42 [8]	2:33.09 [8]	2:17.95 [7]	2:02.19 [7]	1:46.35 [6]	1:31.10 [6]
	(U2)	John R Dunn	8.9L (+26)	0:44.23	400-200 (0:14.06)	(0:18.62)	(0:15.05)	(0:15.33)	(0:15.14)	(0:15.76)	(0:15.84)	(0:15.24)	(0:15.96)
4	5	Mavis Jones	3:22.54	0:33.27	52.0 (400-200)	3:22.54	3:04.06 [7]	2:49.27 [7]	2:33.56 [7]	2:18.33 [8]	2:02.45 [8]	1:46.53 [8]	1:31.30 [7]
	(U1)	B T Hope	11.5L (+19)	0:44.22	400-200 (0:14.43)	(0:18.48)	(0:14.79)	(0:15.72)	(0:15.23)	(0:15.88)	(0:15.91)	(0:15.23)	(0:16.02)
5	1	Randel Huston P	3:22.55	0:32.19	51.4 (400-200)	3:22.55	3:04.99 [3]	2:50.36 [3]	2:34.66 [3]	2:19.47 [3]	2:03.40 [3]	1:47.35 [3]	1:31.85 [4]
	(1)	B N Orange	11.5L (+5)	0:44.66	400-200 (0:14.34)	(0:17.56)	(0:14.63)	(0:15.70)	(0:15.19)	(0:16.08)	(0:16.05)	(0:15.49)	(0:16.21)
6	8	Franco Josiah	3:22.80	0:32.67	53.2 (2600 - 2400)	3:22.80	3:04.90 [6]	2:50.12 [4]	2:34.35 [4]	2:19.17 [4]	2:03.28 [4]	1:47.30 [5]	1:31.83 [5]
	(U1)	J C Morrison	13.0L (+3)	0:44.49	400-200 (0:14.27)	(0:17.90)	(0:14.77)	(0:15.77)	(0:15.18)	(0:15.89)	(0:15.98)	(0:15.47)	(0:16.28)
7	4	Vertigo	3:23.19	0:32.89	50.6 (600-400)	3:23.19	3:05.60 [4]	2:50.29 [5]	2:34.56 [5]	2:19.35 [6]	2:03.35 [6]	1:47.28 [7]	1:31.81 [8]
	(4)	L D McCormick	15.2L (+11)	0:44.66	400-200 (0:14.50)	(0:17.58)	(0:15.31)	(0:15.73)	(0:15.21)	(0:16.00)	(0:16.07)	(0:15.46)	(0:16.22)
8	6	Rachmaninov	3:24.52	0:33.26	50.4 (2400-2200)	3:24.52	3:06.66 [5]	2:51.26 [6]	2:35.87 [6]	2:20.72 [5]	2:04.96 [5]	1:49.12 [4]	1:33.89 [3]
	(U2)	R D Close	22.8L (+24)	0:46.98	2000-1800 (0:15.15)	(0:17.86)	(0:15.40)	(0:15.39)	(0:15.15)	(0:15.76)	(0:15.84)	(0:15.23)	(0:15.99)

Scratched: Julie Jaccka (#7)

Report Created: Fri 05 June 2026

(Note: Races are conducted over an approximate distance as close as possible to the advertised distance, and recorded data may vary accordingly. Official times refer to race times only and do not include handicap times.)

[] Position in running at each section and finish
 -:--:-- No data available at this section
 NA No data available
 DNT Did not track

TAB# Saddle cloth number
 BAR# Barrier/Gate Position
 DNF Did not finish
 DT-W Distance travelled compared to winner in metres

Fastest split
 Fastest section

data processed by TRIPLESDATA

Horse/Jockey Name	Zoltan Boscik/R J Butt
Finish Rank	1
Fastest Section Time (Section)	0:13.73 (400-200)
Top Speed [km/h] (Section)	52.9 (400-200)
Race State	PUBLISHED



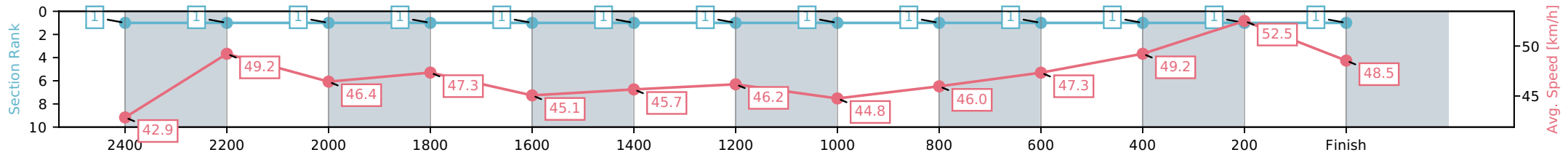
NZ Metropolitan Trotting Club Inc Harness
 Race 8: CHECK OUT HARNESSLINK.COM HANDICAP TROT
 - 2600m



05 June 2026 - 8:24PM

Weather: Raining

Section	L2600	L2400	L2200	L2000	L1800	L1600	L1400	L1200	L1000	L800	L600	L400	L200
Section Times	3:20.53 (0:16.66)	3:03.87 [1] (0:14.76)	2:49.11 [1] (0:15.67)	2:33.44 [1] (0:15.21)	2:18.23 [1] (0:16.11)	2:02.12 [1] (0:15.86)	1:46.26 [1] (0:15.60)	1:30.66 [1] (0:16.37)	1:14.29 [1] (0:15.83)	0:58.47 [1] (0:15.21)	0:43.26 [1] (0:14.67)	0:28.59 [1] (0:13.73)	0:14.85 [1] (0:14.85)
Average Speed [km/h]	42.9	49.2	46.4	47.3	45.1	45.7	46.2	44.8	46.0	47.3	49.2	52.5	48.5
Top Speed [km/h]	51.2	51.0	47.6	48.0	47.0	46.7	46.9	45.4	46.9	47.7	52.3	52.9	52.1
Avg. Dist. to Rail [m]	6.4	1.4	1.4	1.5	1.5	1.1	2.9	2.1	1.6	1.2	0.8	0.8	3.8



- [] Ranking at each section and finish
- :-:- No data available at this section
- NA No data available

Horse/Jockey Name	Brett's Mate/K G Cameron
Finish Rank	2
Fastest Section Time (Section)	0:14.22 (400-200)
Top Speed [km/h] (Section)	51.4 (400-200)
Race State	PUBLISHED



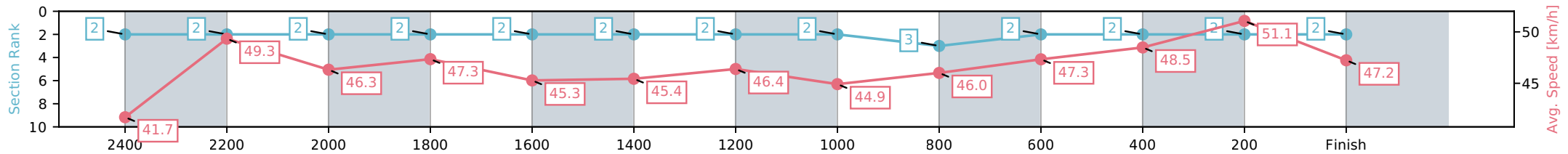
NZ Metropolitan Trotting Club Inc Harness
 Race 8: CHECK OUT HARNESSLINK.COM HANDICAP TROT
 - 2600m



05 June 2026 - 8:24PM

Weather: Raining

Section	L2600	L2400	L2200	L2000	L1800	L1600	L1400	L1200	L1000	L800	L600	L400	L200
Section Times	3:22.02 (0:17.04)	3:04.98 [2] (0:14.76)	2:50.22 [2] (0:15.70)	2:34.52 [2] (0:15.21)	2:19.31 [2] (0:16.10)	2:03.21 [2] (0:16.02)	1:47.20 [2] (0:15.52)	1:31.68 [2] (0:16.21)	1:15.47 [2] (0:15.78)	0:59.69 [3] (0:15.21)	0:44.48 [2] (0:15.00)	0:29.48 [2] (0:14.22)	0:15.26 [2] (0:15.26)
Average Speed [km/h]	41.7	49.3	46.3	47.3	45.3	45.4	46.4	44.9	46.0	47.3	48.5	51.1	47.2
Top Speed [km/h]	50.8	51.0	47.9	47.7	47.3	46.3	47.3	45.6	47.1	47.8	51.1	51.4	50.9
Avg. Dist. to Rail [m]	4.6	1.7	1.5	1.9	2.0	1.6	3.1	1.4	1.3	1.6	1.6	1.6	4.3



- [] Ranking at each section and finish
- :-:- No data available at this section
- NA No data available

Horse/Jockey Name	Dash Dosh/John R Dunn
Finish Rank	3
Fastest Section Time (Section)	0:14.06 (400-200)
Top Speed [km/h] (Section)	52.9 (400-200)
Race State	PUBLISHED



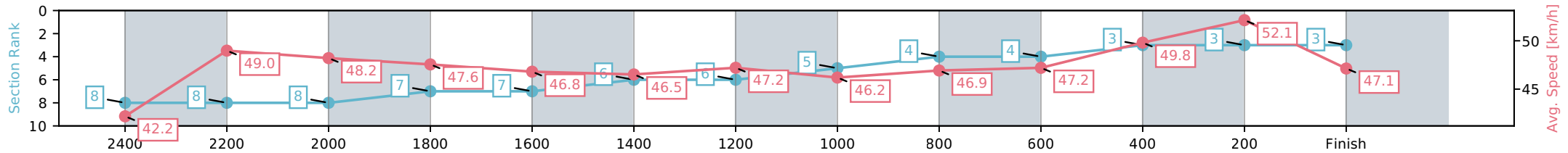
NZ Metropolitan Trotting Club Inc Harness
 Race 8: CHECK OUT HARNESSLINK.COM HANDICAP TROT
 - 2600m



05 June 2026 - 8:24PM

Weather: Raining

Section	L2600	L2400	L2200	L2000	L1800	L1600	L1400	L1200	L1000	L800	L600	L400	L200
Section Times	3:22.09 (0:18.62)	3:03.48 [8] (0:15.05)	2:48.42 [8] (0:15.33)	2:33.09 [8] (0:15.14)	2:17.95 [7] (0:15.76)	2:02.19 [7] (0:15.84)	1:46.35 [6] (0:15.24)	1:31.10 [6] (0:15.96)	1:15.14 [5] (0:15.66)	0:59.48 [4] (0:15.25)	0:44.23 [4] (0:14.89)	0:29.34 [3] (0:14.06)	0:15.28 [3] (0:15.28)
Average Speed [km/h]	42.2	49.0	48.2	47.6	46.8	46.5	47.2	46.2	46.9	47.2	49.8	52.1	47.1
Top Speed [km/h]	49.6	50.3	50.4	48.3	47.4	47.4	47.6	46.8	47.6	47.7	52.4	52.9	51.5
Avg. Dist. to Rail [m]	14.8	3.3	3.5	4.0	3.9	3.1	5.1	3.0	2.9	3.3	4.0	3.0	5.9



- [] Ranking at each section and finish
- :-:- No data available at this section
- NA No data available

Horse/Jockey Name	Mavis Jones/B T Hope
Finish Rank	4
Fastest Section Time (Section)	0:14.43 (400-200)
Top Speed [km/h] (Section)	52.0 (400-200)
Race State	PUBLISHED

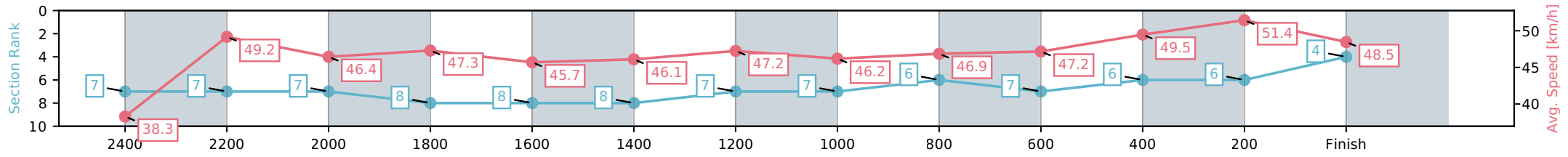


NZ Metropolitan Trotting Club Inc Harness
 Race 8: CHECK OUT HARNESSLINK.COM HANDICAP TROT
 - 2600m



05 June 2026 - 8:24PM
 Weather: Raining

Section	L2600	L2400	L2200	L2000	L1800	L1600	L1400	L1200	L1000	L800	L600	L400	L200
Section Times	3:22.54 (0:18.48)	3:04.06 [7] (0:14.79)	2:49.27 [7] (0:15.72)	2:33.56 [7] (0:15.23)	2:18.33 [8] (0:15.88)	2:02.45 [8] (0:15.91)	1:46.53 [8] (0:15.23)	1:31.30 [7] (0:16.02)	1:15.28 [7] (0:15.80)	0:59.49 [6] (0:15.26)	0:44.22 [7] (0:14.90)	0:29.32 [6] (0:14.43)	0:14.89 [6] (0:14.89)
Average Speed [km/h]	38.3	49.2	46.4	47.3	45.7	46.1	47.2	46.2	46.9	47.2	49.5	51.4	48.5
Top Speed [km/h]	50.0	50.0	49.8	48.4	46.8	47.7	47.9	46.7	47.7	47.8	51.5	52.0	51.9
Avg. Dist. to Rail [m]	10.8	1.6	1.9	2.0	1.5	2.8	5.3	3.4	3.8	3.3	3.2	4.9	7.4



[] Ranking at each section and finish
 -:-:- No data available at this section
 NA No data available

Horse/Jockey Name	Randel Huston P/B N Orange
Finish Rank	5
Fastest Section Time (Section)	0:14.34 (400-200)
Top Speed [km/h] (Section)	51.4 (400-200)
Race State	PUBLISHED



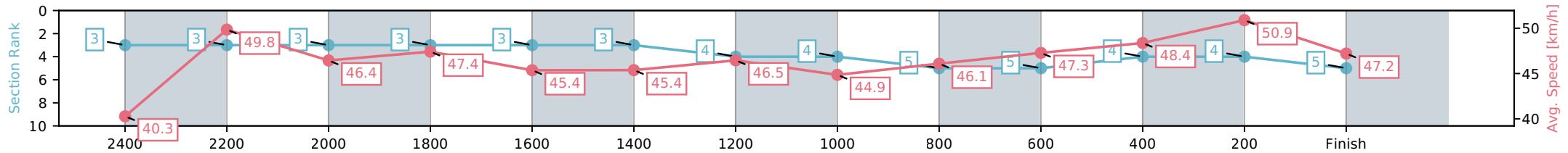
NZ Metropolitan Trotting Club Inc Harness
 Race 8: CHECK OUT HARNESSLINK.COM HANDICAP TROT
 - 2600m



05 June 2026 - 8:24PM

Weather: Raining

Section	L2600	L2400	L2200	L2000	L1800	L1600	L1400	L1200	L1000	L800	L600	L400	L200
Section Times	3:22.55 (0:17.56)	3:04.99 [3] (0:14.63)	2:50.36 [3] (0:15.70)	2:34.66 [3] (0:15.19)	2:19.47 [3] (0:16.08)	2:03.40 [3] (0:16.05)	1:47.35 [3] (0:15.49)	1:31.85 [4] (0:16.21)	1:15.64 [4] (0:15.76)	0:59.89 [5] (0:15.23)	0:44.66 [5] (0:15.04)	0:29.62 [4] (0:14.34)	0:15.28 [4] (0:15.28)
Average Speed [km/h]	40.3	49.8	46.4	47.4	45.4	45.4	46.5	44.9	46.1	47.3	48.4	50.9	47.2
Top Speed [km/h]	49.2	51.4	48.2	48.1	46.8	46.7	47.4	46.2	47.2	47.8	51.0	51.4	50.7
Avg. Dist. to Rail [m]	3.4	1.8	1.8	2.2	2.2	1.6	3.2	1.3	1.3	1.7	1.6	2.9	9.0



- [] Ranking at each section and finish
- :-:- No data available at this section
- NA No data available

Horse/Jockey Name	Franco Josiah/J C Morrison
Finish Rank	6
Fastest Section Time (Section)	0:14.27 (400-200)
Top Speed [km/h] (Section)	53.2 (2600 - 2400)
Race State	PUBLISHED



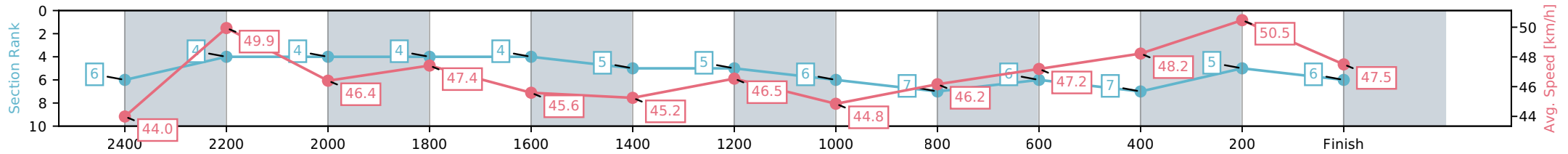
NZ Metropolitan Trotting Club Inc Harness
 Race 8: CHECK OUT HARNESSLINK.COM HANDICAP TROT
 - 2600m



05 June 2026 - 8:24PM

Weather: Raining

Section	L2600	L2400	L2200	L2000	L1800	L1600	L1400	L1200	L1000	L800	L600	L400	L200
Section Times	3:22.80 (0:17.90)	3:04.90 [6] (0:14.77)	2:50.12 [4] (0:15.77)	2:34.35 [4] (0:15.18)	2:19.17 [4] (0:15.89)	2:03.28 [4] (0:15.98)	1:47.30 [5] (0:15.47)	1:31.83 [5] (0:16.28)	1:15.55 [6] (0:15.80)	0:59.75 [7] (0:15.26)	0:44.49 [6] (0:15.00)	0:29.49 [7] (0:14.27)	0:15.22 [5] (0:15.22)
Average Speed [km/h]	44.0	49.9	46.4	47.4	45.6	45.2	46.5	44.8	46.2	47.2	48.2	50.5	47.5
Top Speed [km/h]	53.2	50.6	48.7	48.0	47.0	46.5	47.3	46.4	47.6	48.1	50.6	50.8	50.5
Avg. Dist. to Rail [m]	9.6	3.1	2.4	1.3	1.4	0.9	3.2	1.8	1.9	1.6	1.2	1.0	4.0



- [] Ranking at each section and finish
- :-:- No data available at this section
- NA No data available

Horse/Jockey Name	Vertigo/L D McCormick
Finish Rank	7
Fastest Section Time (Section)	0:14.50 (400-200)
Top Speed [km/h] (Section)	50.6 (600-400)
Race State	PUBLISHED



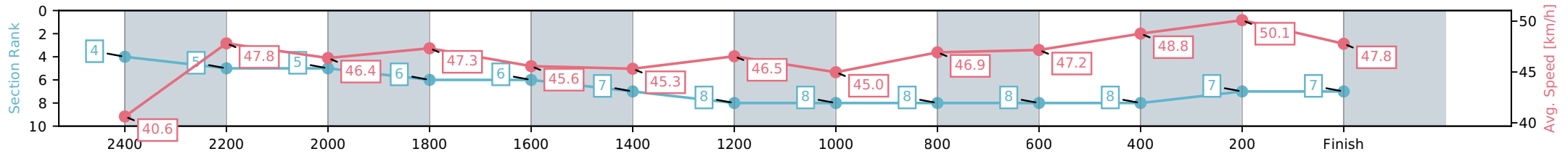
NZ Metropolitan Trotting Club Inc Harness
 Race 8: CHECK OUT HARNESSLINK.COM HANDICAP TROT
 - 2600m



05 June 2026 - 8:24PM

Weather: Raining

Section	L2600	L2400	L2200	L2000	L1800	L1600	L1400	L1200	L1000	L800	L600	L400	L200
Section Times	3:23.19 (0:17.58)	3:05.60 [4] (0:15.31)	2:50.29 [5] (0:15.73)	2:34.56 [5] (0:15.21)	2:19.35 [6] (0:16.00)	2:03.35 [6] (0:16.07)	1:47.28 [7] (0:15.46)	1:31.81 [8] (0:16.22)	1:15.59 [8] (0:15.66)	0:59.93 [8] (0:15.27)	0:44.66 [8] (0:15.08)	0:29.58 [8] (0:14.50)	0:15.08 [7] (0:15.08)
Average Speed [km/h]	40.6	47.8	46.4	47.3	45.6	45.3	46.5	45.0	46.9	47.2	48.8	50.1	47.8
Top Speed [km/h]	47.9	50.1	49.4	48.2	46.9	46.6	47.7	46.3	48.1	48.2	50.6	50.6	50.0
Avg. Dist. to Rail [m]	7.7	2.4	1.9	2.3	2.2	1.6	3.5	1.8	2.9	3.4	3.1	2.0	5.0



- [] Ranking at each section and finish
- :-:- No data available at this section
- NA No data available

Horse/Jockey Name	Rachmaninov/R D Close
Finish Rank	8
Fastest Section Time (Section)	0:15.15 (2000-1800)
Top Speed [km/h] (Section)	50.4 (2400-2200)
Race State	PUBLISHED



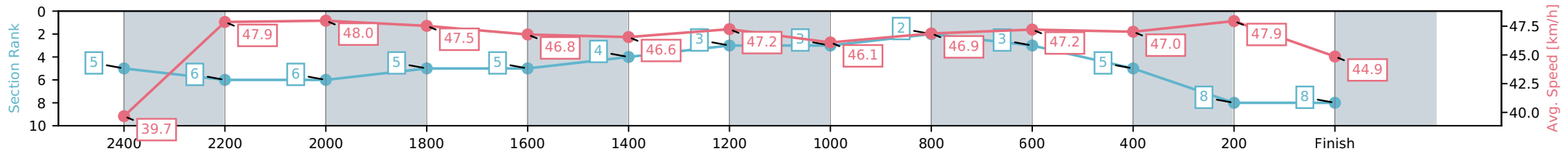
NZ Metropolitan Trotting Club Inc Harness
 Race 8: CHECK OUT HARNESSLINK.COM HANDICAP TROT
 - 2600m



05 June 2026 - 8:24PM

Weather: Raining

Section	L2600	L2400	L2200	L2000	L1800	L1600	L1400	L1200	L1000	L800	L600	L400	L200
Section Times	3:24.52 (0:17.86)	3:06.66 [5] (0:15.40)	2:51.26 [6] (0:15.39)	2:35.87 [6] (0:15.15)	2:20.72 [5] (0:15.76)	2:04.96 [5] (0:15.84)	1:49.12 [4] (0:15.23)	1:33.89 [3] (0:15.99)	1:17.90 [3] (0:15.67)	1:02.23 [2] (0:15.25)	0:46.98 [3] (0:15.63)	0:31.34 [5] (0:15.30)	0:16.05 [8] (0:16.05)
Average Speed [km/h]	39.7	47.9	48.0	47.5	46.8	46.6	47.2	46.1	46.9	47.2	47.0	47.9	44.9
Top Speed [km/h]	45.3	50.4	50.4	48.2	47.4	47.4	47.7	46.8	47.3	47.7	48.2	48.6	47.3
Avg. Dist. to Rail [m]	13.4	3.3	3.4	3.9	3.8	3.2	5.0	2.9	2.9	3.3	3.0	3.3	5.3



- [] Ranking at each section and finish
- :-:- No data available at this section
- NA No data available