



NZ Metropolitan Trotting Club Inc Harness  
Race 10: GOLD BAND TAXIS MOBILE PACE - 1980m

05 June 2026 - 9:23PM



Weather: Showers

Field Times (Race Tempo) 2:24.94 (0:11.09) 2:13.85 (0:14.24) 1:59.62 (0:15.44) 1:44.18 (0:15.13) 1:29.05 (0:14.81) 1:14.24 (0:15.70) 0:58.53 (0:15.00) 0:43.53 (0:15.42)

Rank	TAB#	Horse	Overall Time	First 400m	Top Speed km/h (Section)	L1980	L1800	L1600	L1400	L1200	L1000	L800	L600
	(BAR#)	Driver	Margin (DT-W)	Last 600m	Fastest Section (Time)	Start - 1800	1800 - 1600	1600 - 1400	1400 - 1200	1200 - 1000	1000 - 800	800 - 600	600 - 400
1	4	Commander Joe	2:24.94	0:27.99	54.5 (1980 - 1800)	2:24.94	2:13.39 [3]	1:59.07 [4]	1:43.67 [4]	1:28.63 [4]	1:13.70 [4]	0:58.11 [4]	0:43.16 [4]
	(4)	H V Douglas		0:43.15	400-200 (0:13.86)	(0:11.55)	(0:14.32)	(0:15.40)	(0:15.04)	(0:14.92)	(0:15.59)	(0:14.96)	(0:15.38)
2	6	Henry Winkler	2:25.21	0:28.88	53.3 (400-200)	2:25.21	2:13.14 [7]	1:58.35 [7]	1:43.31 [7]	1:29.19 [2]	1:14.25 [2]	0:58.66 [2]	0:43.70 [2]
	(6)	C J Dalgety	1.6L (-6)	0:43.70	200-0 (0:14.07)	(0:12.07)	(0:14.78)	(0:15.04)	(0:14.12)	(0:14.94)	(0:15.60)	(0:14.95)	(0:15.43)
3	1	Irish Dream	2:25.30	0:27.43	57.4 (1980 - 1800)	2:25.30	2:14.21 [1]	1:59.98 [1]	1:44.54 [1]	1:29.27 [3]	1:14.27 [3]	0:58.57 [3]	0:43.59 [3]
	(1)	G D O'Reilly	2.1L (-20)	0:43.58	200-0 (0:13.85)	(0:11.09)	(0:14.24)	(0:15.44)	(0:15.27)	(0:15.00)	(0:15.70)	(0:14.98)	(0:15.42)
4	8	Quicker Than Quick	2:25.33	0:28.99	54.2 (200-0)	2:25.33	2:13.01 [8]	1:58.25 [8]	1:43.11 [8]	1:28.25 [8]	1:13.40 [8]	0:57.75 [8]	0:42.92 [8]
	(8)	B N Orange	2.3L (+4)	0:42.92	200-0 (0:13.76)	(0:12.32)	(0:14.75)	(0:15.15)	(0:14.86)	(0:14.85)	(0:15.65)	(0:14.83)	(0:15.24)
5	2	Dawn To Dark	2:25.68	0:27.74	54.8 (1980 - 1800)	2:25.68	2:14.09 [4]	2:00.00 [3]	1:44.58 [3]	1:29.34 [5]	1:14.33 [5]	0:58.63 [5]	0:43.67 [5]
	(2)	S J Ottley	4.2L (-20)	0:43.67	200-0 (0:13.90)	(0:11.59)	(0:14.08)	(0:15.42)	(0:15.24)	(0:15.01)	(0:15.70)	(0:14.96)	(0:15.42)
6	7	Flying Ace	2:26.49	0:27.70	56.3 (1980 - 1800)	2:26.49	2:15.31 [2]	2:00.92 [2]	1:45.53 [2]	1:30.60 [1]	1:15.79 [1]	1:00.08 [1]	0:45.08 [1]
	(7)	O G Thornley	8.9L (-13)	0:45.07	1800-1600 (0:14.39)	(0:11.18)	(0:14.39)	(0:15.39)	(0:14.93)	(0:14.81)	(0:15.70)	(0:15.00)	(0:15.42)
7	3	Franco Humbie	2:26.63	0:28.13	54.4 (1980 - 1800)	2:26.63	2:14.96 [5]	2:00.56 [5]	1:45.14 [5]	1:29.92 [7]	1:14.90 [7]	0:59.20 [7]	0:44.27 [7]
	(3)	J C Morrison	9.7L (-18)	0:44.27	400-200 (0:14.33)	(0:11.67)	(0:14.40)	(0:15.43)	(0:15.22)	(0:15.01)	(0:15.70)	(0:14.94)	(0:15.38)
8	5	Kirkman	2:27.22	0:28.45	53.1 (1980 - 1800)	2:27.22	2:15.28 [6]	2:00.77 [6]	1:45.62 [6]	1:30.53 [6]	1:15.57 [6]	0:59.98 [6]	0:45.10 [6]
	(5)	John R Dunn	13.0L (-6)	0:45.09	400-200 (0:14.50)	(0:11.94)	(0:14.51)	(0:15.15)	(0:15.09)	(0:14.96)	(0:15.59)	(0:14.88)	(0:15.43)

Report Created: Fri 05 June 2026

(Note: Races are conducted over an approximate distance as close as possible to the advertised distance, and recorded data may vary accordingly. Official times refer to race times only and do not include handicap times.)

[ ] Position in running at each section and finish TAB# Saddle cloth number

[ ] Fastest split

:-:-- No data available at this section

BAR# Barrier/Gate Position

■ Fastest section

NA No data available

DNF Did not finish

DNT Did not track

DT-W Distance travelled compared to winner in metres



NZ Metropolitan Trotting Club Inc Harness  
Race 10: GOLD BAND TAXIS MOBILE PACE - 1980m

05 June 2026 - 9:23PM



Weather: Showers

Field Times                      0:28.11      0:13.91  
(Race Tempo)                      (0:14.20)    (0:13.91)

Rank	TAB#	Horse	Overall Time	First 400m	Top Speed km/h (Section)	L400	L200						
	(BAR#)	Driver	Margin (DT-W)	Last 600m	Fastest Section (Time)	400 - 200	200 - Finish						
1	4	Commander Joe	2:24.94	0:27.99	54.5 (1980 - 1800)	0:27.77 [4]	0:13.91 [1]						
	(4)	H V Douglas		0:43.15	400-200 (0:13.86)	(0:13.86)	(0:13.91)						
2	6	Henry Winkler	2:25.21	0:28.88	53.3 (400-200)	0:28.27 [2]	0:14.07 [2]						
	(6)	C J Dalgety	1.6L (-6)	0:43.70	200-0 (0:14.07)	(0:14.20)	(0:14.07)						
3	1	Irish Dream	2:25.30	0:27.43	57.4 (1980 - 1800)	0:28.16 [3]	0:13.85 [4]						
	(1)	G D O'Reilly	2.1L (-20)	0:43.58	200-0 (0:13.85)	(0:14.31)	(0:13.85)						
4	8	Quicker Than Quick	2:25.33	0:28.99	54.2 (200-0)	0:27.67 [7]	0:13.76 [5]						
	(8)	B N Orange	2.3L (+4)	0:42.92	200-0 (0:13.76)	(0:13.92)	(0:13.76)						
5	2	Dawn To Dark	2:25.68	0:27.74	54.8 (1980 - 1800)	0:28.25 [5]	0:13.90 [6]						
	(2)	S J Ottley	4.2L (-20)	0:43.67	200-0 (0:13.90)	(0:14.35)	(0:13.90)						
6	7	Flying Ace	2:26.49	0:27.70	56.3 (1980 - 1800)	0:29.66 [1]	0:15.19 [3]						
	(7)	O G Thornley	8.9L (-13)	0:45.07	1800-1600 (0:14.39)	(0:14.46)	(0:15.19)						
7	3	Franco Humble	2:26.63	0:28.13	54.4 (1980 - 1800)	0:28.89 [8]	0:14.56 [8]						
	(3)	J C Morrison	9.7L (-18)	0:44.27	400-200 (0:14.33)	(0:14.33)	(0:14.56)						
8	5	Kirkman	2:27.22	0:28.45	53.1 (1980 - 1800)	0:29.67 [6]	0:15.16 [7]						
	(5)	John R Dunn	13.0L (-6)	0:45.09	400-200 (0:14.50)	(0:14.50)	(0:15.16)						

Report Created: Fri 05 June 2026

(Note: Races are conducted over an approximate distance as close as possible to the advertised distance, and recorded data may vary accordingly. Official times refer to race times only and do not include handicap times.)

[ ] Position in running at each section and finish    TAB#    Saddle cloth number

:-:-- No data available at this section

NA No data available

DNT Did not track

BAR#    Barrier/Gate Position

DNF    Did not finish

DT-W    Distance travelled compared to winner in metres

Fastest split

Fastest section

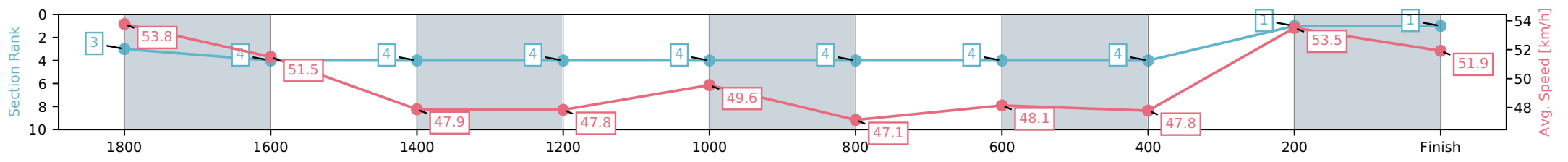
Horse/Jockey Name	Commander Joe/H V Douglas
Finish Rank	1
Fastest Section Time (Section)	0:13.86 (400-200)
Top Speed [km/h] (Section)	54.5 (1980 - 1800)
Race State	PUBLISHED



NZ Metropolitan Trotting Club Inc Harness  
 Race 10: GOLD BAND TAXIS MOBILE PACE - 1980m  
 05 June 2026 - 9:23PM  
 Weather: Showers



Section	L1980	L1800	L1600	L1400	L1200	L1000	L800	L600	L400	L200
Section Times	2:24.94 (0:11.55)	2:13.39 [3] (0:14.32)	1:59.07 [4] (0:15.40)	1:43.67 [4] (0:15.04)	1:28.63 [4] (0:14.92)	1:13.70 [4] (0:15.59)	0:58.11 [4] (0:14.96)	0:43.16 [4] (0:15.38)	0:27.77 [4] (0:13.86)	0:13.91 [1] (0:13.91)
Average Speed [km/h]	53.8	51.5	47.9	47.8	49.6	47.1	48.1	47.8	53.5	51.9
Top Speed [km/h]	54.5	53.1	48.3	50.7	51.0	48.3	48.6	51.0	54.0	53.9
Avg. Dist. to Rail [m]	6.0	4.0	3.2	6.1	3.4	2.8	3.2	2.9	4.9	8.2



[ ] Ranking at each section and finish  
 -:-:- No data available at this section  
 NA No data available

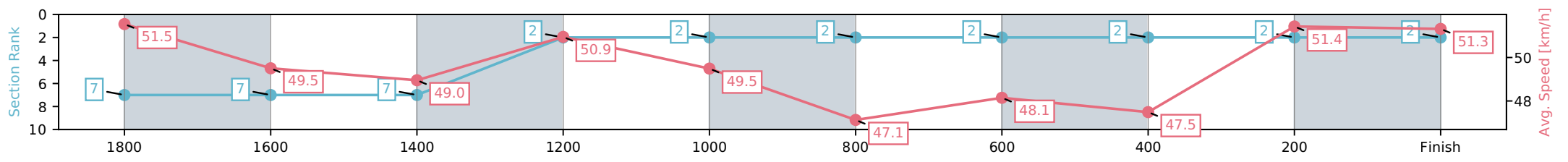
Horse/Jockey Name	Henry Winkler/C J Dalgety
Finish Rank	2
Fastest Section Time (Section)	0:14.07 (200-0)
Top Speed [km/h] (Section)	53.3 (400-200)
Race State	PUBLISHED



NZ Metropolitan Trotting Club Inc Harness  
 Race 10: GOLD BAND TAXIS MOBILE PACE - 1980m  
 05 June 2026 - 9:23PM  
 Weather: Showers



Section	L1980	L1800	L1600	L1400	L1200	L1000	L800	L600	L400	L200
Section Times	2:25.21 (0:12.07)	2:13.14 [7] (0:14.78)	1:58.35 [7] (0:15.04)	1:43.31 [7] (0:14.12)	1:29.19 [2] (0:14.94)	1:14.25 [2] (0:15.60)	0:58.66 [2] (0:14.95)	0:43.70 [2] (0:15.43)	0:28.27 [2] (0:14.20)	0:14.07 [2] (0:14.07)
Average Speed [km/h]	51.5	49.5	49.0	50.9	49.5	47.1	48.1	47.5	51.4	51.3
Top Speed [km/h]	52.2	51.3	49.7	51.4	51.5	48.4	48.5	48.8	53.3	52.8
Avg. Dist. to Rail [m]	9.2	3.4	3.2	7.8	3.4	2.8	3.2	2.6	2.7	5.9



[ ] Ranking at each section and finish  
 -:-:- No data available at this section  
 NA No data available

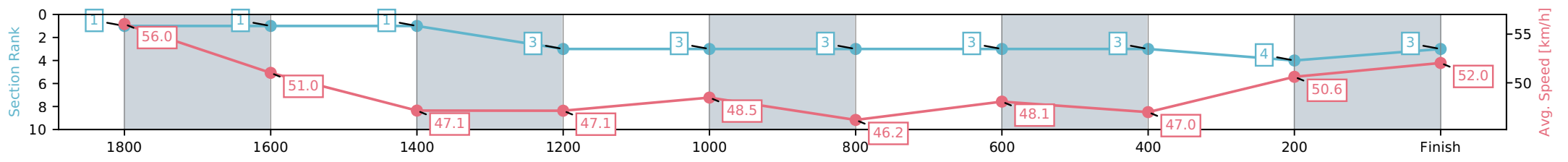
Horse/Jockey Name	Irish Dream/G D O'Reilly
Finish Rank	3
Fastest Section Time (Section)	0:13.85 (200-0)
Top Speed [km/h] (Section)	57.4 (1980 - 1800)
Race State	PUBLISHED



NZ Metropolitan Trotting Club Inc Harness  
 Race 10: GOLD BAND TAXIS MOBILE PACE - 1980m  
 05 June 2026 - 9:23PM  
 Weather: Showers



Section	L1980	L1800	L1600	L1400	L1200	L1000	L800	L600	L400	L200
Section Times	2:25.30 (0:11.09)	2:14.21 [1] (0:14.24)	1:59.98 [1] (0:15.44)	1:44.54 [1] (0:15.27)	1:29.27 [3] (0:15.00)	1:14.27 [3] (0:15.70)	0:58.57 [3] (0:14.98)	0:43.59 [3] (0:15.42)	0:28.16 [3] (0:14.31)	0:13.85 [4] (0:13.85)
Average Speed [km/h]	56.0	51.0	47.1	47.1	48.5	46.2	48.1	47.0	50.6	52.0
Top Speed [km/h]	57.4	54.6	47.6	49.9	50.0	47.4	48.4	48.6	53.8	54.5
Avg. Dist. to Rail [m]	2.2	1.7	1.6	4.5	1.4	1.1	1.4	1.0	1.2	2.6



[ ] Ranking at each section and finish  
 -:-:- No data available at this section  
 NA No data available

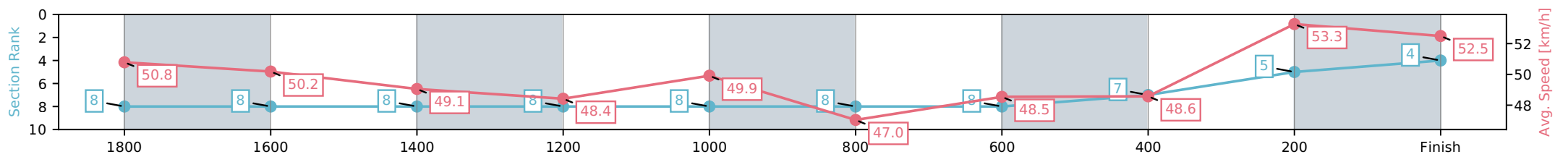
Horse/Jockey Name	Quicker Than Quick/B N Orange
Finish Rank	4
Fastest Section Time (Section)	0:13.76 (200-0)
Top Speed [km/h] (Section)	54.2 (200-0)
Race State	PUBLISHED



NZ Metropolitan Trotting Club Inc Harness  
 Race 10: GOLD BAND TAXIS MOBILE PACE - 1980m  
 05 June 2026 - 9:23PM  
 Weather: Showers



Section	L1980	L1800	L1600	L1400	L1200	L1000	L800	L600	L400	L200
Section Times	2:25.33 (0:12.32)	2:13.01 [8] (0:14.75)	1:58.25 [8] (0:15.15)	1:43.11 [8] (0:14.86)	1:28.25 [8] (0:14.85)	1:13.40 [8] (0:15.65)	0:57.75 [8] (0:14.83)	0:42.92 [8] (0:15.24)	0:27.67 [7] (0:13.92)	0:13.76 [5] (0:13.76)
Average Speed [km/h]	50.8	50.2	49.1	48.4	49.9	47.0	48.5	48.6	53.3	52.5
Top Speed [km/h]	51.3	51.7	51.5	50.3	51.5	48.6	49.5	52.1	54.1	54.2
Avg. Dist. to Rail [m]	11.9	5.2	4.2	6.4	3.6	3.1	3.5	3.7	4.7	8.0



[ ] Ranking at each section and finish  
 -:-:- No data available at this section  
 NA No data available

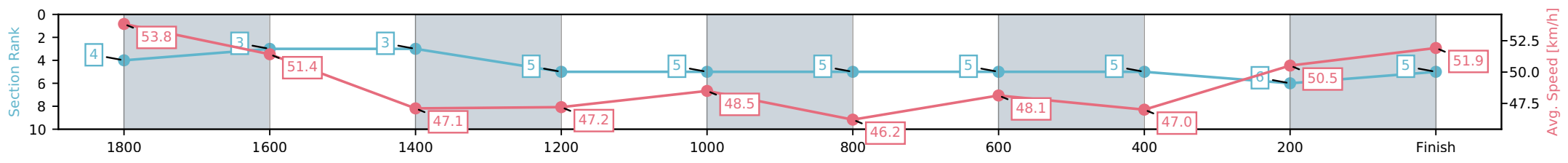
Horse/Jockey Name	Dawn To Dark/S J Ottley
Finish Rank	5
Fastest Section Time (Section)	0:13.90 (200-0)
Top Speed [km/h] (Section)	54.8 (1980 - 1800)
Race State	PUBLISHED



NZ Metropolitan Trotting Club Inc Harness  
 Race 10: GOLD BAND TAXIS MOBILE PACE - 1980m  
 05 June 2026 - 9:23PM  
 Weather: Showers



Section	L1980	L1800	L1600	L1400	L1200	L1000	L800	L600	L400	L200
Section Times	2:25.68 (0:11.59)	2:14.09 [4] (0:14.08)	2:00.00 [3] (0:15.42)	1:44.58 [3] (0:15.24)	1:29.34 [5] (0:15.01)	1:14.33 [5] (0:15.70)	0:58.63 [5] (0:14.96)	0:43.67 [5] (0:15.42)	0:28.25 [5] (0:14.35)	0:13.90 [6] (0:13.90)
Average Speed [km/h]	53.8	51.4	47.1	47.2	48.5	46.2	48.1	47.0	50.5	51.9
Top Speed [km/h]	54.8	54.3	47.4	49.9	50.3	47.6	48.4	48.8	52.7	53.0
Avg. Dist. to Rail [m]	2.5	1.1	1.4	4.4	1.5	1.2	1.6	1.1	1.0	1.2



[ ] Ranking at each section and finish  
 -:-:- No data available at this section  
 NA No data available

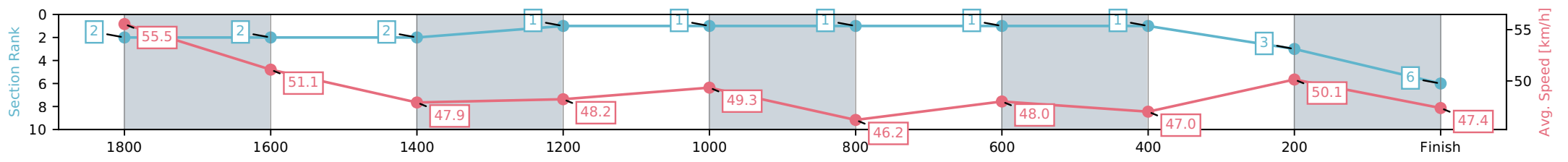
Horse/Jockey Name	Flying Ace/O G Thornley
Finish Rank	6
Fastest Section Time (Section)	0:14.39 (1800-1600)
Top Speed [km/h] (Section)	56.3 (1980 - 1800)
Race State	PUBLISHED



NZ Metropolitan Trotting Club Inc Harness  
 Race 10: GOLD BAND TAXIS MOBILE PACE - 1980m  
 05 June 2026 - 9:23PM  
 Weather: Showers



Section	L1980	L1800	L1600	L1400	L1200	L1000	L800	L600	L400	L200
Section Times	2:26.49 (0:11.18)	2:15.31 [2] (0:14.39)	2:00.92 [2] (0:15.39)	1:45.53 [2] (0:14.93)	1:30.60 [1] (0:14.81)	1:15.79 [1] (0:15.70)	1:00.08 [1] (0:15.00)	0:45.08 [1] (0:15.42)	0:29.66 [1] (0:14.46)	0:15.19 [3] (0:15.19)
Average Speed [km/h]	55.5	51.1	47.9	48.2	49.3	46.2	48.0	47.0	50.1	47.4
Top Speed [km/h]	56.3	55.1	48.5	52.2	52.6	47.5	48.3	48.4	50.8	50.5
Avg. Dist. to Rail [m]	9.8	3.5	3.2	6.0	2.0	1.1	1.3	1.1	1.5	4.9



[ ] Ranking at each section and finish  
 -:-:- No data available at this section  
 NA No data available

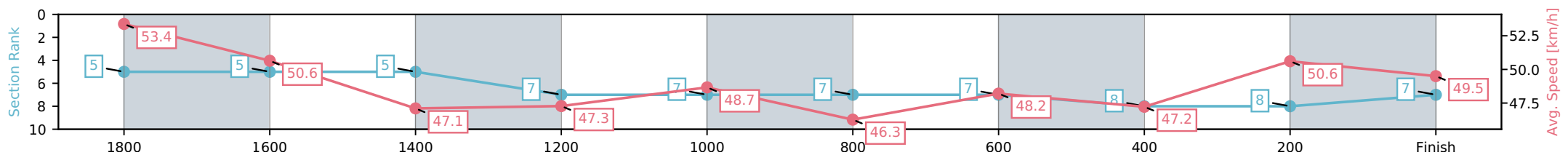
Horse/Jockey Name	Franco Humble/J C Morrison
Finish Rank	7
Fastest Section Time (Section)	0:14.33 (400-200)
Top Speed [km/h] (Section)	54.4 (1980 - 1800)
Race State	PUBLISHED



NZ Metropolitan Trotting Club Inc Harness  
 Race 10: GOLD BAND TAXIS MOBILE PACE - 1980m  
 05 June 2026 - 9:23PM  
 Weather: Showers



Section	L1980	L1800	L1600	L1400	L1200	L1000	L800	L600	L400	L200
Section Times	2:26.63 (0:11.67)	2:14.96 [5] (0:14.40)	2:00.56 [5] (0:15.43)	1:45.14 [5] (0:15.22)	1:29.92 [7] (0:15.01)	1:14.90 [7] (0:15.70)	0:59.20 [7] (0:14.94)	0:44.27 [7] (0:15.38)	0:28.89 [8] (0:14.33)	0:14.56 [8] (0:14.56)
Average Speed [km/h]	53.4	50.6	47.1	47.3	48.7	46.3	48.2	47.2	50.6	49.5
Top Speed [km/h]	54.4	53.1	47.6	49.1	49.5	47.8	48.5	49.2	52.5	52.6
Avg. Dist. to Rail [m]	4.4	2.3	1.4	4.2	1.9	1.3	1.8	1.4	1.6	3.5



[ ] Ranking at each section and finish  
 -:-:- No data available at this section  
 NA No data available

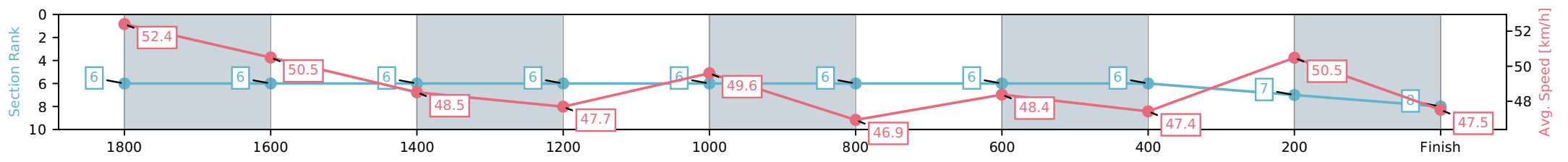
Horse/Jockey Name	Kirkman/John R Dunn
Finish Rank	8
Fastest Section Time (Section)	0:14.50 (400-200)
Top Speed [km/h] (Section)	53.1 (1980 - 1800)
Race State	PUBLISHED



NZ Metropolitan Trotting Club Inc Harness  
 Race 10: GOLD BAND TAXIS MOBILE PACE - 1980m  
 05 June 2026 - 9:23PM  
 Weather: Showers



Section	L1980	L1800	L1600	L1400	L1200	L1000	L800	L600	L400	L200
Section Times	2:27.22 (0:11.94)	2:15.28 [6] (0:14.51)	2:00.77 [6] (0:15.15)	1:45.62 [6] (0:15.09)	1:30.53 [6] (0:14.96)	1:15.57 [6] (0:15.59)	0:59.98 [6] (0:14.88)	0:45.10 [6] (0:15.43)	0:29.67 [6] (0:14.50)	0:15.16 [7] (0:15.16)
Average Speed [km/h]	52.4	50.5	48.5	47.7	49.6	46.9	48.4	47.4	50.5	47.5
Top Speed [km/h]	53.1	51.6	49.6	50.6	51.3	48.7	49.1	49.5	51.4	51.4
Avg. Dist. to Rail [m]	8.2	3.6	2.8	6.1	3.8	2.4	2.7	2.4	3.2	6.7



[ ] Ranking at each section and finish  
 -:-:- No data available at this section  
 NA No data available