



NZ Metropolitan Trotting Club Inc Harness
 Race 1: XCM GROUP (AMATEUR DRIVERS) MOBILE PACE - 1980m
 07 June 2026 - 12:17PM



Weather: Fine

Field Times (Race Tempo) 2:27.48 (0:11.54) 2:15.94 (0:14.30) 2:01.64 (0:15.37) 1:46.28 (0:15.34) 1:30.93 (0:15.83) 1:15.10 (0:15.52) 0:59.58 (0:15.04) 0:44.53 (0:14.84)

Rank	TAB#	Horse	Overall Time	First 400m	Top Speed km/h (Section)	L1980	L1800	L1600	L1400	L1200	L1000	L800	L600
	(BAR#)	Driver	Margin (DT-W)	Last 600m	Fastest Section (Time)	Start - 1800	1800 - 1600	1600 - 1400	1400 - 1200	1200 - 1000	1000 - 800	800 - 600	600 - 400
1	2	Putere Boy	2:27.48	0:28.18	53.1 (1980 - 1800)	2:27.48	2:15.41 [5]	2:00.78 [5]	1:45.50 [5]	1:30.22 [5]	1:14.32 [5]	0:58.84 [6]	0:43.89 [6]
	(2)	S Manawatu		0:43.89	200-0 (0:14.22)	(0:12.07)	(0:14.64)	(0:15.27)	(0:15.28)	(0:15.90)	(0:15.47)	(0:14.96)	(0:14.78)
2	5	Foliejon Star	2:27.50	0:27.55	54.5 (1980 - 1800)	2:27.50	2:15.87 [2]	2:01.46 [2]	1:46.12 [2]	1:30.84 [2]	1:14.94 [2]	0:59.43 [2]	0:44.47 [2]
	(5)	C P Negus	0.2L (+4)	0:44.48	1800-1600 (0:14.42)	(0:11.63)	(0:14.42)	(0:15.33)	(0:15.28)	(0:15.90)	(0:15.51)	(0:14.96)	(0:15.02)
3	9	Kowhai Nugget	2:27.62	0:29.65	51.9 (1980 - 1800)	2:27.62	2:15.00 [8]	1:59.53 [8]	1:44.17 [8]	1:29.67 [7]	1:14.34 [6]	0:59.08 [5]	0:44.39 [3]
	(9)	C M Wigg	0.8L (+13)	0:44.39	200-0 (0:14.37)	(0:12.62)	(0:15.48)	(0:15.36)	(0:14.50)	(0:15.33)	(0:15.26)	(0:14.69)	(0:15.09)
4	8	The Bettor Major	2:27.63	0:29.34	52.4 (200-0)	2:27.63	2:15.13 [7]	1:59.85 [7]	1:44.48 [7]	1:29.60 [8]	1:13.83 [8]	0:58.74 [7]	0:44.11 [5]
	(8)	M F Maynard	0.9L (+10)	0:44.10	200-0 (0:14.19)	(0:12.50)	(0:15.28)	(0:15.37)	(0:14.88)	(0:15.77)	(0:15.09)	(0:14.64)	(0:15.09)
5	3	Lily's A Star	2:27.66	0:27.89	53.3 (1980 - 1800)	2:27.66	2:15.82 [4]	2:01.27 [4]	1:45.97 [4]	1:30.69 [3]	1:14.80 [4]	0:59.31 [4]	0:44.37 [4]
	(3)	B J Wilmott	1.0L (-2)	0:44.37	1800-1600 (0:14.55)	(0:11.84)	(0:14.55)	(0:15.30)	(0:15.28)	(0:15.89)	(0:15.50)	(0:14.94)	(0:14.80)
6	4	Fusion Reactor	2:27.67	0:27.35	55.0 (1980 - 1800)	2:27.67	2:16.13 [1]	2:01.83 [1]	1:46.46 [1]	1:31.12 [1]	1:15.29 [1]	0:59.76 [1]	0:44.72 [1]
	(4)	M J House	1.1L (-15)	0:44.73	1800-1600 (0:14.30)	(0:11.54)	(0:14.30)	(0:15.36)	(0:15.34)	(0:15.83)	(0:15.52)	(0:15.04)	(0:14.84)
7	6	Loveyourmother	2:27.79	0:28.70	53.0 (200-0)	2:27.79	2:15.50 [6]	2:00.57 [6]	1:45.43 [6]	1:30.16 [6]	1:14.42 [7]	0:58.81 [8]	0:43.83 [8]
	(6)	A N Edge	1.8L (-11)	0:43.84	200-0 (0:14.31)	(0:12.29)	(0:14.93)	(0:15.14)	(0:15.27)	(0:15.75)	(0:15.61)	(0:14.97)	(0:14.96)
8	1	Didjashoutthebar	2:39.15	0:27.78	54.3 (1980 - 1800)	2:39.15	2:27.44 [3]	2:12.86 [3]	1:57.54 [3]	1:42.18 [4]	1:26.43 [3]	1:10.84 [3]	0:55.46 [7]
	(1)	J Buckland-Stevens	66.7L (-15)	0:55.46	1800-1600 (0:14.58)	(0:11.71)	(0:14.58)	(0:15.32)	(0:15.36)	(0:15.76)	(0:15.58)	(0:15.38)	(0:16.06)

Scratched: Kotare Kelso (#7)

Report Created: Sun 07 June 2026

(Note: Races are conducted over an approximate distance as close as possible to the advertised distance, and recorded data may vary accordingly. Official times refer to race times only and do not include handicap times.)

[] Position in running at each section and finish
 TAB# Saddle cloth number
 --- No data available at this section
 BAR# Barrier/Gate Position
 NA No data available
 DNF Did not finish
 DNT Did not track
 DT-W Distance travelled compared to winner in metres

Fastest split
 Fastest section



NZ Metropolitan Trotting Club Inc Harness
 Race 1: XCM GROUP (AMATEUR DRIVERS) MOBILE PACE - 1980m
 07 June 2026 - 12:17PM



Weather: Fine

Field Times 0:29.70 0:14.69
 (Race Tempo) (0:15.01) (0:14.69)

Rank	TAB#	Horse	Overall Time	First 400m	Top Speed km/h (Section)	L400	L200						
	(BAR#)	Driver	Margin (DT-W)	Last 600m	Fastest Section (Time)	400 - 200	200 - Finish						
1	2	Putere Boy	2:27.48	0:28.18	53.1 (1980 - 1800)	0:29.11 [5]	0:14.22 [5]						
	(2)	S Manawatu		0:43.89	200-0 (0:14.22)	(0:14.89)	(0:14.22)						
2	5	Foliejon Star	2:27.50	0:27.55	54.5 (1980 - 1800)	0:29.46 [2]	0:14.55 [2]						
	(5)	C P Negus	0.2L (+4)	0:44.48	1800-1600 (0:14.42)	(0:14.91)	(0:14.55)						
3	9	Kowhai Nugget	2:27.62	0:29.65	51.9 (1980 - 1800)	0:29.30 [4]	0:14.37 [4]						
	(9)	C M Wigg	0.8L (+13)	0:44.39	200-0 (0:14.37)	(0:14.93)	(0:14.37)						
4	8	The Bettor Major	2:27.63	0:29.34	52.4 (200-0)	0:29.02 [6]	0:14.19 [6]						
	(8)	M F Maynard	0.9L (+10)	0:44.10	200-0 (0:14.19)	(0:14.82)	(0:14.19)						
5	3	Lily's A Star	2:27.66	0:27.89	53.3 (1980 - 1800)	0:29.58 [3]	0:14.62 [3]						
	(3)	B J Wilmott	1.0L (-2)	0:44.37	1800-1600 (0:14.55)	(0:14.95)	(0:14.62)						
6	4	Fusion Reactor	2:27.67	0:27.35	55.0 (1980 - 1800)	0:29.88 [1]	0:14.88 [1]						
	(4)	M J House	1.1L (-15)	0:44.73	1800-1600 (0:14.30)	(0:15.01)	(0:14.88)						
7	6	Loveyourmother	2:27.79	0:28.70	53.0 (200-0)	0:28.88 [7]	0:14.31 [7]						
	(6)	A N Edge	1.8L (-11)	0:43.84	200-0 (0:14.31)	(0:14.57)	(0:14.31)						
8	1	Didjashouthebar	2:39.15	0:27.78	54.3 (1980 - 1800)	0:39.40 [8]	0:20.89 [8]						
	(1)	J Buckland-Stevens	66.7L (-15)	0:55.46	1800-1600 (0:14.58)	(0:18.51)	(0:20.89)						

Scratched: Kotare Kelso (#7)

Report Created: Sun 07 June 2026

(Note: Races are conducted over an approximate distance as close as possible to the advertised distance, and recorded data may vary accordingly. Official times refer to race times only and do not include handicap times.)

[] Position in running at each section and finish TAB# Saddle cloth number
 -:-:- No data available at this section BAR# Barrier/Gate Position
 NA No data available DNF Did not finish
 DNT Did not track DT-W Distance travelled compared to winner in metres

Fastest split
 Fastest section

data processed by TRIPLESDATA

Horse/Jockey Name	Putere Boy/S Manawatu
Finish Rank	1
Fastest Section Time (Section)	0:14.22 (200-0)
Top Speed [km/h] (Section)	53.1 (1980 - 1800)
Race State	Finished



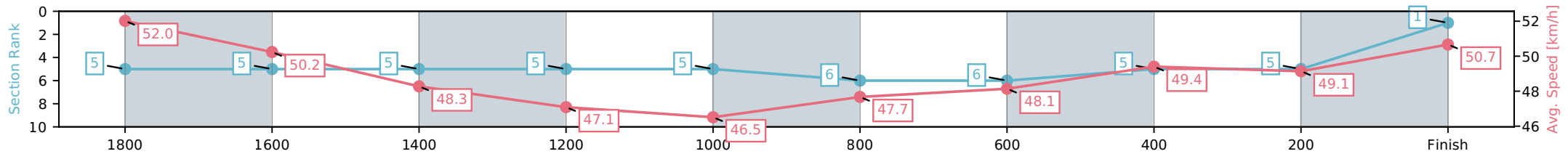
NZ Metropolitan Trotting Club Inc Harness
 Race 1: XCM GROUP (AMATEUR DRIVERS) MOBILE PACE - 1980m



07 June 2026 - 12:17PM

Weather: Fine

Section	L1980	L1800	L1600	L1400	L1200	L1000	L800	L600	L400	L200
Section Times	2:27.48 (0:12.07)	2:15.41 [5] (0:14.64)	2:00.78 [5] (0:15.27)	1:45.50 [5] (0:15.28)	1:30.22 [5] (0:15.90)	1:14.32 [5] (0:15.47)	0:58.84 [6] (0:14.96)	0:43.89 [6] (0:14.78)	0:29.11 [5] (0:14.89)	0:14.22 [5] (0:14.22)
Average Speed [km/h]	52.0	50.2	48.3	47.1	46.5	47.7	48.1	49.4	49.1	50.7
Top Speed [km/h]	53.1	50.9	50.6	48.1	47.8	48.3	50.0	50.8	51.4	51.5
Avg. Dist. to Rail [m]	4.4	3.2	3.2	5.7	3.4	3.3	3.9	2.2	2.7	6.3



- [] Ranking at each section and finish
- :-:- No data available at this section
- NA No data available

Horse/Jockey Name	Foliejon Star/C P Negus
Finish Rank	2
Fastest Section Time (Section)	0:14.42 (1800-1600)
Top Speed [km/h] (Section)	54.5 (1980 - 1800)
Race State	Finished



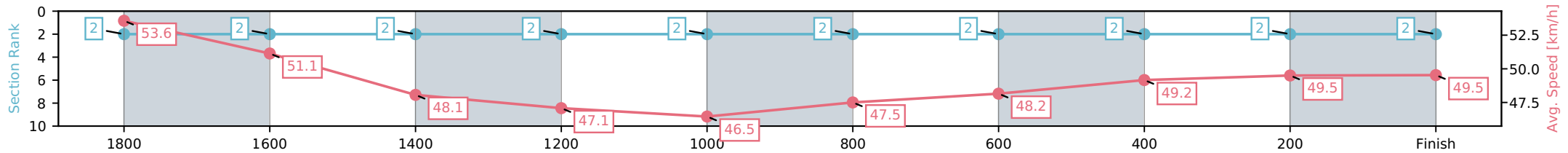
NZ Metropolitan Trotting Club Inc Harness
 Race 1: XCM GROUP (AMATEUR DRIVERS) MOBILE PACE - 1980m



07 June 2026 - 12:17PM

Weather: Fine

Section	L1980	L1800	L1600	L1400	L1200	L1000	L800	L600	L400	L200
Section Times	2:27.50 (0:11.63)	2:15.87 [2] (0:14.42)	2:01.46 [2] (0:15.33)	1:46.12 [2] (0:15.28)	1:30.84 [2] (0:15.90)	1:14.94 [2] (0:15.51)	0:59.43 [2] (0:14.96)	0:44.47 [2] (0:15.02)	0:29.46 [2] (0:14.91)	0:14.55 [2] (0:14.55)
Average Speed [km/h]	53.6	51.1	48.1	47.1	46.5	47.5	48.2	49.2	49.5	49.5
Top Speed [km/h]	54.5	52.5	49.4	47.9	47.5	48.0	49.6	50.2	51.0	51.0
Avg. Dist. to Rail [m]	9.2	4.6	3.1	5.6	3.2	3.2	4.0	3.5	3.7	7.5



- [] Ranking at each section and finish
- :-:- No data available at this section
- NA No data available

Horse/Jockey Name	Kowhai Nugget/C M Wigg
Finish Rank	3
Fastest Section Time (Section)	0:14.37 (200-0)
Top Speed [km/h] (Section)	51.9 (1980 - 1800)
Race State	Finished



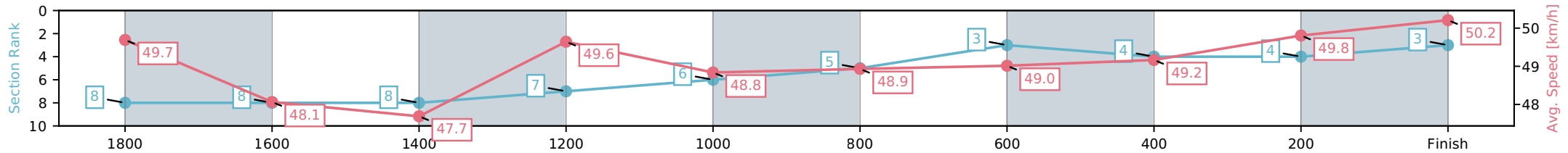
NZ Metropolitan Trotting Club Inc Harness
 Race 1: XCM GROUP (AMATEUR DRIVERS) MOBILE PACE - 1980m



07 June 2026 - 12:17PM

Weather: Fine

Section	L1980	L1800	L1600	L1400	L1200	L1000	L800	L600	L400	L200
Section Times	2:27.62 (0:12.62)	2:15.00 [8] (0:15.48)	1:59.53 [8] (0:15.36)	1:44.17 [8] (0:14.50)	1:29.67 [7] (0:15.33)	1:14.34 [6] (0:15.26)	0:59.08 [5] (0:14.69)	0:44.39 [3] (0:15.09)	0:29.30 [4] (0:14.93)	0:14.37 [4] (0:14.37)
Average Speed [km/h]	49.7	48.1	47.7	49.6	48.8	48.9	49.0	49.2	49.8	50.2
Top Speed [km/h]	51.9	49.2	49.0	50.3	49.8	50.1	50.1	49.8	51.5	51.6
Avg. Dist. to Rail [m]	12.7	5.5	2.4	6.8	4.8	4.9	5.5	4.3	5.1	9.3



- [] Ranking at each section and finish
- :-:- No data available at this section
- NA No data available

Horse/Jockey Name	The Bettor Major/M F Maynard
Finish Rank	4
Fastest Section Time (Section)	0:14.19 (200-0)
Top Speed [km/h] (Section)	52.4 (200-0)
Race State	Finished



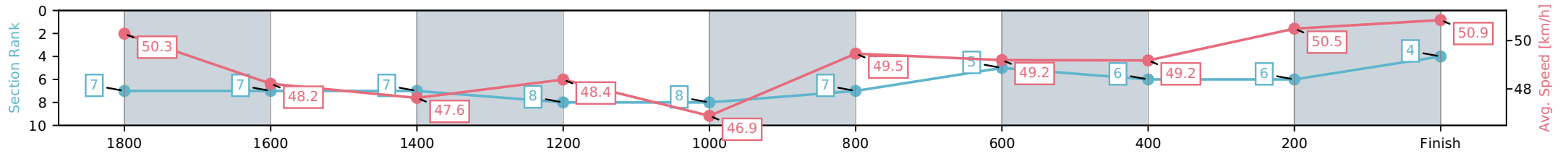
NZ Metropolitan Trotting Club Inc Harness
 Race 1: XCM GROUP (AMATEUR DRIVERS) MOBILE PACE - 1980m



07 June 2026 - 12:17PM

Weather: Fine

Section	L1980	L1800	L1600	L1400	L1200	L1000	L800	L600	L400	L200
Section Times	2:27.63 (0:12.50)	2:15.13 [7] (0:15.28)	1:59.85 [7] (0:15.37)	1:44.48 [7] (0:14.88)	1:29.60 [8] (0:15.77)	1:13.83 [8] (0:15.09)	0:58.74 [7] (0:14.64)	0:44.11 [5] (0:15.09)	0:29.02 [6] (0:14.82)	0:14.19 [6] (0:14.19)
Average Speed [km/h]	50.3	48.2	47.6	48.4	46.9	49.5	49.2	49.2	50.5	50.9
Top Speed [km/h]	50.9	49.0	48.9	49.7	49.0	51.2	49.7	49.8	52.3	52.4
Avg. Dist. to Rail [m]	10.6	4.0	2.3	5.6	3.4	4.8	5.7	4.3	6.2	10.7



[] Ranking at each section and finish
 -:-:- No data available at this section
 NA No data available

Horse/Jockey Name	Lily's A Star/B J Wilmott
Finish Rank	5
Fastest Section Time (Section)	0:14.55 (1800-1600)
Top Speed [km/h] (Section)	53.3 (1980 - 1800)
Race State	Finished



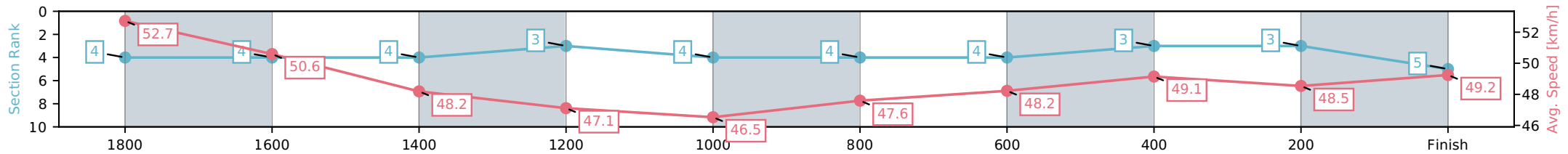
NZ Metropolitan Trotting Club Inc Harness
 Race 1: XCM GROUP (AMATEUR DRIVERS) MOBILE PACE - 1980m



07 June 2026 - 12:17PM

Weather: Fine

Section	L1980	L1800	L1600	L1400	L1200	L1000	L800	L600	L400	L200
Section Times	2:27.66 (0:11.84)	2:15.82 [4] (0:14.55)	2:01.27 [4] (0:15.30)	1:45.97 [4] (0:15.28)	1:30.69 [3] (0:15.89)	1:14.80 [4] (0:15.50)	0:59.31 [4] (0:14.94)	0:44.37 [4] (0:14.80)	0:29.58 [3] (0:14.95)	0:14.62 [3] (0:14.62)
Average Speed [km/h]	52.7	50.6	48.2	47.1	46.5	47.6	48.2	49.1	48.5	49.2
Top Speed [km/h]	53.3	52.4	49.8	48.1	47.7	48.2	50.3	50.5	50.7	50.8
Avg. Dist. to Rail [m]	5.8	3.6	3.2	5.6	3.3	3.3	3.7	1.6	1.2	2.6



- [] Ranking at each section and finish
- :-:- No data available at this section
- NA No data available

Horse/Jockey Name	Fusion Reactor/M J House
Finish Rank	6
Fastest Section Time (Section)	0:14.30 (1800-1600)
Top Speed [km/h] (Section)	55.0 (1980 - 1800)
Race State	Finished



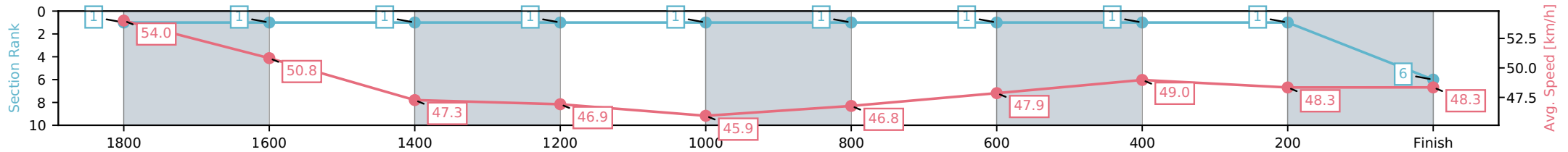
NZ Metropolitan Trotting Club Inc Harness
 Race 1: XCM GROUP (AMATEUR DRIVERS) MOBILE PACE - 1980m



07 June 2026 - 12:17PM

Weather: Fine

Section	L1980	L1800	L1600	L1400	L1200	L1000	L800	L600	L400	L200
Section Times	2:27.67 (0:11.54)	2:16.13 [1] (0:14.30)	2:01.83 [1] (0:15.36)	1:46.46 [1] (0:15.34)	1:31.12 [1] (0:15.83)	1:15.29 [1] (0:15.52)	0:59.76 [1] (0:15.04)	0:44.72 [1] (0:14.84)	0:29.88 [1] (0:15.01)	0:14.88 [1] (0:14.88)
Average Speed [km/h]	54.0	50.8	47.3	46.9	45.9	46.8	47.9	49.0	48.3	48.3
Top Speed [km/h]	55.0	53.0	48.4	47.5	47.0	47.5	50.1	50.1	49.5	49.4
Avg. Dist. to Rail [m]	6.9	2.0	1.3	3.7	1.3	1.2	1.8	1.4	1.3	4.5



- [] Ranking at each section and finish
- :-:- No data available at this section
- NA No data available

Horse/Jockey Name	Loveyourmother/A N Edge
Finish Rank	7
Fastest Section Time (Section)	0:14.31 (200-0)
Top Speed [km/h] (Section)	53.0 (200-0)
Race State	Finished



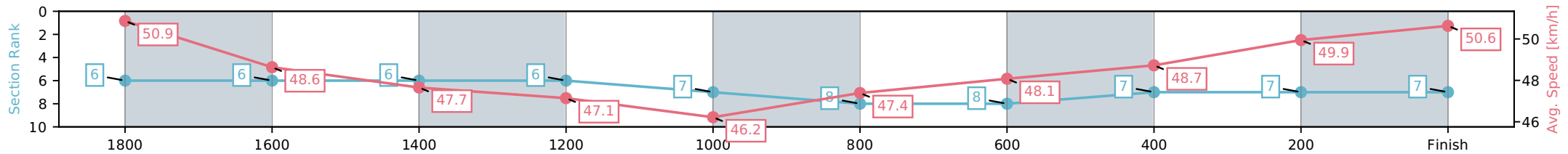
NZ Metropolitan Trotting Club Inc Harness
 Race 1: XCM GROUP (AMATEUR DRIVERS) MOBILE PACE - 1980m



07 June 2026 - 12:17PM

Weather: Fine

Section	L1980	L1800	L1600	L1400	L1200	L1000	L800	L600	L400	L200
Section Times	2:27.79 (0:12.29)	2:15.50 [6] (0:14.93)	2:00.57 [6] (0:15.14)	1:45.43 [6] (0:15.27)	1:30.16 [6] (0:15.75)	1:14.42 [7] (0:15.61)	0:58.81 [8] (0:14.97)	0:43.83 [8] (0:14.96)	0:28.88 [7] (0:14.57)	0:14.31 [7] (0:14.31)
Average Speed [km/h]	50.9	48.6	47.7	47.1	46.2	47.4	48.1	48.7	49.9	50.6
Top Speed [km/h]	52.6	49.5	48.8	49.0	47.5	48.8	49.6	49.6	52.4	53.0
Avg. Dist. to Rail [m]	9.7	2.4	0.7	3.9	1.5	3.7	4.8	2.4	2.0	6.0



- [] Ranking at each section and finish
- :-:- No data available at this section
- NA No data available

Horse/Jockey Name	Didjashoutthebar/J Buckland-Stevens
Finish Rank	8
Fastest Section Time (Section)	0:14.58 (1800-1600)
Top Speed [km/h] (Section)	54.3 (1980 - 1800)
Race State	Finished



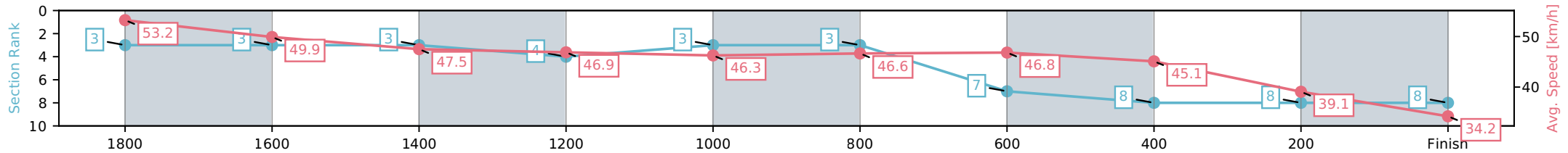
NZ Metropolitan Trotting Club Inc Harness
 Race 1: XCM GROUP (AMATEUR DRIVERS) MOBILE PACE - 1980m



07 June 2026 - 12:17PM

Weather: Fine

Section	L1980	L1800	L1600	L1400	L1200	L1000	L800	L600	L400	L200
Section Times	2:39.15 (0:11.71)	2:27.44 [3] (0:14.58)	2:12.86 [3] (0:15.32)	1:57.54 [3] (0:15.36)	1:42.18 [4] (0:15.76)	1:26.43 [3] (0:15.58)	1:10.84 [3] (0:15.38)	0:55.46 [7] (0:16.06)	0:39.40 [8] (0:18.51)	0:20.89 [8] (0:20.89)
Average Speed [km/h]	53.2	49.9	47.5	46.9	46.3	46.6	46.8	45.1	39.1	34.2
Top Speed [km/h]	54.3	52.6	49.0	47.5	47.1	47.5	47.1	46.9	42.6	36.5
Avg. Dist. to Rail [m]	2.4	1.6	1.5	3.8	1.6	1.4	1.9	1.1	1.1	2.7



- [] Ranking at each section and finish
- :-:- No data available at this section
- NA No data available