



NZ Metropolitan Trotting Club Inc Harness
 Race 3: NEW ZEALAND BLOODSTOCK MOBILE PACE - 1980m
 07 June 2026 - 1:24PM



Weather: Fine

Field Times (Race Tempo) 2:27.70 (0:11.58) 2:16.12 (0:13.98) 2:02.13 (0:14.68) 1:47.45 (0:15.59) 1:31.86 (0:16.02) 1:15.84 (0:15.67) 1:00.17 (0:15.37) 0:44.80 (0:15.30)

Rank	TAB#	Horse	Overall Time	First 400m	Top Speed km/h (Section)	L1980	L1800	L1600	L1400	L1200	L1000	L800	L600
	(BAR#)	Driver	Margin (DT-W)	Last 600m	Fastest Section (Time)	Start - 1800	1800 - 1600	1600 - 1400	1400 - 1200	1200 - 1000	1000 - 800	800 - 600	600 - 400
1	11	Arinitti	2:27.70	0:30.36	54.1 (200-0)	2:27.70	2:14.68 [10]	1:58.96 [10]	1:44.35 [10]	1:29.69 [10]	1:14.32 [10]	0:58.64 [9]	0:43.64 [8]
	(U1)	John R Dunn		0:43.64	200-0 (0:13.55)	(0:13.02)	(0:15.72)	(0:14.61)	(0:14.66)	(0:15.38)	(0:15.67)	(0:15.01)	(0:15.48)
2	9	Rip Wheeler	2:27.82	0:26.99	54.0 (1980 - 1800)	2:27.82	2:16.10 [2]	2:02.25 [1]	1:47.57 [1]	1:31.98 [1]	1:15.96 [1]	1:00.29 [1]	0:44.92 [1]
	(9)	W J House	0.0L (-21)	0:44.91	1800-1600 (0:13.84)	(0:11.72)	(0:13.84)	(0:14.68)	(0:15.59)	(0:16.02)	(0:15.67)	(0:15.37)	(0:15.30)
3	1	Tuppence	2:27.82	0:27.08	54.8 (1980 - 1800)	2:27.82	2:16.24 [1]	2:02.19 [2]	1:47.26 [2]	1:31.64 [2]	1:15.65 [2]	0:59.97 [2]	0:44.61 [3]
	(1)	G N Thornley	0.8L (-24)	0:44.61	1800-1600 (0:14.05)	(0:11.58)	(0:14.05)	(0:14.94)	(0:15.61)	(0:15.99)	(0:15.68)	(0:15.36)	(0:15.29)
4	10	Scotlynn Fortress	2:28.32	0:28.84	52.1 (1980 - 1800)	2:28.32	2:15.75 [7]	2:01.07 [6]	1:46.08 [7]	1:31.01 [7]	1:15.62 [5]	0:59.92 [5]	0:44.93 [4]
	(10)	R D Close	3.6L (-10)	0:44.93	1800-1600 (0:14.68)	(0:12.57)	(0:14.68)	(0:14.99)	(0:15.06)	(0:15.39)	(0:15.71)	(0:14.99)	(0:15.43)
5	7	Better Man	2:28.37	0:27.41	54.7 (1980 - 1800)	2:28.37	2:16.57 [3]	2:02.40 [3]	1:47.32 [4]	1:31.59 [4]	1:15.61 [6]	0:59.91 [6]	0:44.51 [7]
	(7)	S J Thornley	3.8L (-15)	0:44.52	1800-1600 (0:14.17)	(0:11.80)	(0:14.17)	(0:15.08)	(0:15.74)	(0:15.98)	(0:15.70)	(0:15.40)	(0:15.30)
6	2	Ultimate Dreamer	2:28.89	0:27.67	54.3 (1980 - 1800)	2:28.89	2:17.02 [4]	2:02.66 [4]	1:47.91 [3]	1:32.38 [3]	1:16.40 [4]	1:00.71 [4]	0:45.32 [5]
	(2)	A M Butt	6.8L (-25)	0:45.31	1800-1600 (0:14.37)	(0:11.86)	(0:14.37)	(0:14.75)	(0:15.53)	(0:15.98)	(0:15.69)	(0:15.40)	(0:15.30)
7	4	The Gangster	2:28.98	0:29.54	51.5 (200-0)	2:28.98	2:16.52 [6]	2:00.93 [8]	1:46.20 [8]	1:31.35 [8]	1:15.97 [7]	1:00.28 [7]	0:45.24 [6]
	(4)	P J Davis	7.3L (+1)	0:45.24	200-0 (0:14.45)	(0:12.46)	(0:15.59)	(0:14.73)	(0:14.85)	(0:15.38)	(0:15.69)	(0:15.04)	(0:15.47)
8	8	Tact Franco	2:29.63	0:30.79	50.5 (200-0)	2:29.63	2:16.53 [11]	2:00.37 [11]	1:45.58 [11]	1:30.98 [11]	1:15.55 [11]	1:00.20 [11]	0:45.17 [10]
	(8)	S J Ottley	11.0L (-2)	0:45.16	200-0 (0:14.57)	(0:13.10)	(0:16.16)	(0:14.79)	(0:14.61)	(0:15.42)	(0:15.35)	(0:15.03)	(0:15.40)
9	6	One Of These Nights	2:32.43	0:29.90	50.2 (1400-1200)	2:32.43	2:19.77 [9]	2:04.02 [9]	1:49.21 [9]	1:34.68 [9]	1:19.05 [9]	1:03.31 [10]	0:47.84 [11]
	(6)	B N Orange	27.0L (-20)	0:47.84	1400-1200 (0:14.53)	(0:12.66)	(0:15.75)	(0:14.81)	(0:14.53)	(0:15.63)	(0:15.74)	(0:15.47)	(0:15.62)
10	5	Ultimate Guinness	2:32.67	0:28.31	53.9 (1980 - 1800)	2:32.67	2:20.52 [5]	2:05.84 [5]	1:50.87 [5]	1:35.56 [6]	1:19.60 [8]	1:03.88 [8]	0:48.50 [9]
	(5)	R D Holmes	28.4L (-22)	0:48.50	1800-1600 (0:14.68)	(0:12.15)	(0:14.68)	(0:14.97)	(0:15.31)	(0:15.95)	(0:15.72)	(0:15.38)	(0:15.40)

Report Created: Sun 07 June 2026

(Note: Races are conducted over an approximate distance as close as possible to the advertised distance, and recorded data may vary accordingly. Official times refer to race times only and do not include handicap times.)

[] Position in running at each section and finish TAB# Saddle cloth number

:-:-- No data available at this section

NA No data available

DNT Did not track

BAR# Barrier/Gate Position

DNF Did not finish

DT-W Distance travelled compared to winner in metres

Fastest split

Fastest section



NZ Metropolitan Trotting Club Inc Harness
 Race 3: NEW ZEALAND BLOODSTOCK MOBILE PACE - 1980m
 07 June 2026 - 1:24PM



Weather: Fine

Field Times (Race Tempo) 2:27.70 (0:11.58) 2:16.12 (0:13.98) 2:02.13 (0:14.68) 1:47.45 (0:15.59) 1:31.86 (0:16.02) 1:15.84 (0:15.67) 1:00.17 (0:15.37) 0:44.80 (0:15.30)

Rank	TAB#	Horse	Overall Time	First 400m	Top Speed km/h (Section)	L1980	L1800	L1600	L1400	L1200	L1000	L800	L600
	(BAR#)	Driver	Margin (DT-W)	Last 600m	Fastest Section (Time)	Start - 1800	1800 - 1600	1600 - 1400	1400 - 1200	1200 - 1000	1000 - 800	800 - 600	600 - 400
11	3	Heavens Are Heaving	2:32.76	0:29.10	51.3 (1980 - 1800)	2:32.76	2:20.17 [8]	2:05.36 [7]	1:50.66 [6]	1:35.96 [5]	1:20.38 [3]	1:04.71 [3]	0:49.74 [2]
	(3)	J W Cox	28.9L (-6)	0:49.74	1400-1200 (0:14.70)	(0:12.59)	(0:14.80)	(0:14.70)	(0:14.70)	(0:15.58)	(0:15.68)	(0:14.97)	(0:15.56)

Report Created: Sun 07 June 2026

(Note: Races are conducted over an approximate distance as close as possible to the advertised distance, and recorded data may vary accordingly. Official times refer to race times only and do not include handicap times.)

[] Position in running at each section and finish TAB# Saddle cloth number
 -:-:- No data available at this section BAR# Barrier/Gate Position
 NA No data available DNF Did not finish
 DNT Did not track DT-W Distance travelled compared to winner in metres

Fastest split
 Fastest section



NZ Metropolitan Trotting Club Inc Harness
 Race 3: NEW ZEALAND BLOODSTOCK MOBILE PACE - 1980m
 07 June 2026 - 1:24PM



Weather: Fine

Field Times 0:29.50 0:14.19
 (Race Tempo) (0:15.30) (0:14.19)

Rank	TAB#	Horse	Overall Time	First 400m	Top Speed km/h (Section)	L400	L200						
	(BAR#)	Driver	Margin (DT-W)	Last 600m	Fastest Section (Time)	400 - 200	200 - Finish						
1	11	Arinitti	2:27.70	0:30.36	54.1 (200-0)	0:28.16 [8]	0:13.55 [5]						
	(U1)	John R Dunn		0:43.64	200-0 (0:13.55)	(0:14.61)	(0:13.55)						
2	9	Rip Wheeler	2:27.82	0:26.99	54.0 (1980 - 1800)	0:29.62 [1]	0:14.31 [1]						
	(9)	W J House	0.0L (-21)	0:44.91	1800-1600 (0:13.84)	(0:15.30)	(0:14.31)						
3	1	Tuppence	2:27.82	0:27.08	54.8 (1980 - 1800)	0:29.32 [2]	0:14.14 [3]						
	(1)	G N Thornley	0.8L (-24)	0:44.61	1800-1600 (0:14.05)	(0:15.18)	(0:14.14)						
4	10	Scotlynn Fortress	2:28.32	0:28.84	52.1 (1980 - 1800)	0:29.50 [4]	0:14.69 [2]						
	(10)	R D Close	3.6L (-10)	0:44.93	1800-1600 (0:14.68)	(0:14.81)	(0:14.69)						
5	7	Better Man	2:28.37	0:27.41	54.7 (1980 - 1800)	0:29.22 [6]	0:14.48 [4]						
	(7)	S J Thornley	3.8L (-15)	0:44.52	1800-1600 (0:14.17)	(0:14.74)	(0:14.48)						
6	2	Ultimate Dreamer	2:28.89	0:27.67	54.3 (1980 - 1800)	0:30.02 [5]	0:14.64 [6]						
	(2)	A M Butt	6.8L (-25)	0:45.31	1800-1600 (0:14.37)	(0:15.37)	(0:14.64)						
7	4	The Gangster	2:28.98	0:29.54	51.5 (200-0)	0:29.76 [7]	0:14.45 [7]						
	(4)	P J Davis	7.3L (+1)	0:45.24	200-0 (0:14.45)	(0:15.32)	(0:14.45)						
8	8	Tact Franco	2:29.63	0:30.79	50.5 (200-0)	0:29.76 [10]	0:14.57 [9]						
	(8)	S J Ottley	11.0L (-2)	0:45.16	200-0 (0:14.57)	(0:15.19)	(0:14.57)						
9	6	One Of These Nights	2:32.43	0:29.90	50.2 (1400-1200)	0:32.22 [11]	0:16.20 [11]						
	(6)	B N Orange	27.0L (-20)	0:47.84	1400-1200 (0:14.53)	(0:16.02)	(0:16.20)						
10	5	Ultimate Guinness	2:32.67	0:28.31	53.9 (1980 - 1800)	0:33.10 [9]	0:17.21 [10]						
	(5)	R D Holmes	28.4L (-22)	0:48.50	1800-1600 (0:14.68)	(0:15.89)	(0:17.21)						

Report Created: Sun 07 June 2026

(Note: Races are conducted over an approximate distance as close as possible to the advertised distance, and recorded data may vary accordingly. Official times refer to race times only and do not include handicap times.)

[] Position in running at each section and finish TAB# Saddle cloth number

:-:-- No data available at this section

NA No data available

DNT Did not track

BAR# Barrier/Gate Position

DNF Did not finish

DT-W Distance travelled compared to winner in metres

Fastest split

Fastest section



NZ Metropolitan Trotting Club Inc Harness
 Race 3: NEW ZEALAND BLOODSTOCK MOBILE PACE - 1980m
 07 June 2026 - 1:24PM



Weather: Fine

Field Times 0:29.50 0:14.19
 (Race Tempo) (0:15.30) (0:14.19)

Rank	TAB#	Horse	Overall Time	First 400m	Top Speed km/h (Section)	L400	L200						
	(BAR#)	Driver	Margin (DT-W)	Last 600m	Fastest Section (Time)	400 - 200	200 - Finish						
11	3	Heavens Are Heaving	2:32.76	0:29.10	51.3 (1980 - 1800)	0:34.18 [3]	0:17.89 [8]						
	(3)	J W Cox	28.9L (-6)	0:49.74	1400-1200 (0:14.70)	(0:16.29)	(0:17.89)						

Report Created: Sun 07 June 2026

(Note: Races are conducted over an approximate distance as close as possible to the advertised distance, and recorded data may vary accordingly. Official times refer to race times only and do not include handicap times.)

[] Position in running at each section and finish TAB# Saddle cloth number
 -:-:- No data available at this section BAR# Barrier/Gate Position
 NA No data available DNF Did not finish
 DNT Did not track DT-W Distance travelled compared to winner in metres

Fastest split
 Fastest section

Horse/Jockey Name	Arinitti/John R Dunn
Finish Rank	1
Fastest Section Time (Section)	0:13.55 (200-0)
Top Speed [km/h] (Section)	54.1 (200-0)
Race State	Finished



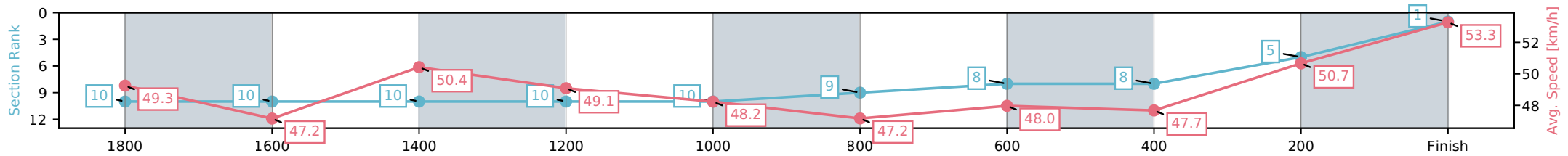
NZ Metropolitan Trotting Club Inc Harness
 Race 3: NEW ZEALAND BLOODSTOCK MOBILE PACE - 1980m



07 June 2026 - 1:24PM

Weather: Fine

Section	L1980	L1800	L1600	L1400	L1200	L1000	L800	L600	L400	L200
Section Times	2:27.70 (0:13.02)	2:14.68 [10] (0:15.72)	1:58.96 [10] (0:14.61)	1:44.35 [10] (0:14.66)	1:29.69 [10] (0:15.38)	1:14.32 [10] (0:15.67)	0:58.64 [9] (0:15.01)	0:43.64 [8] (0:15.48)	0:28.16 [8] (0:14.61)	0:13.55 [5] (0:13.55)
Average Speed [km/h]	49.3	47.2	50.4	49.1	48.2	47.2	48.0	47.7	50.7	53.3
Top Speed [km/h]	50.5	50.0	50.8	51.2	50.1	49.8	48.5	48.6	53.8	54.1
Avg. Dist. to Rail [m]	8.3	5.0	3.2	6.7	3.7	3.7	4.5	3.5	4.6	8.9



- [] Ranking at each section and finish
- :-:- No data available at this section
- NA No data available

Horse/Jockey Name	Rip Wheeler/W J House
Finish Rank	2
Fastest Section Time (Section)	0:13.84 (1800-1600)
Top Speed [km/h] (Section)	54.0 (1980 - 1800)
Race State	Finished



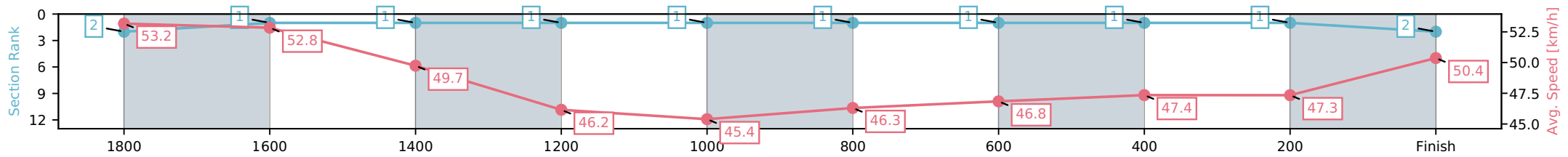
NZ Metropolitan Trotting Club Inc Harness
 Race 3: NEW ZEALAND BLOODSTOCK MOBILE PACE - 1980m



07 June 2026 - 1:24PM

Weather: Fine

Section	L1980	L1800	L1600	L1400	L1200	L1000	L800	L600	L400	L200
Section Times	2:27.82 (0:11.72)	2:16.10 [2] (0:13.84)	2:02.25 [1] (0:14.68)	1:47.57 [1] (0:15.59)	1:31.98 [1] (0:16.02)	1:15.96 [1] (0:15.67)	1:00.29 [1] (0:15.37)	0:44.92 [1] (0:15.30)	0:29.62 [1] (0:15.30)	0:14.31 [1] (0:14.31)
Average Speed [km/h]	53.2	52.8	49.7	46.2	45.4	46.3	46.8	47.4	47.3	50.4
Top Speed [km/h]	54.0	53.4	51.7	48.3	46.5	47.7	47.8	47.8	50.1	50.9
Avg. Dist. to Rail [m]	12.6	3.2	1.9	4.0	1.4	1.2	1.9	0.9	1.4	4.2



- [] Ranking at each section and finish
- :-:- No data available at this section
- NA No data available

Horse/Jockey Name	Tuppence/G N Thornley
Finish Rank	3
Fastest Section Time (Section)	0:14.05 (1800-1600)
Top Speed [km/h] (Section)	54.8 (1980 - 1800)
Race State	Finished



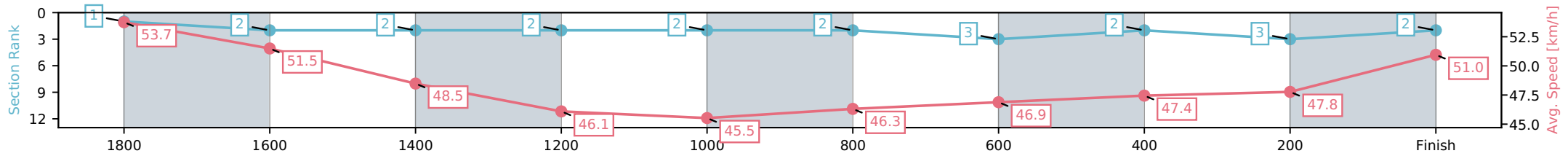
NZ Metropolitan Trotting Club Inc Harness
 Race 3: NEW ZEALAND BLOODSTOCK MOBILE PACE - 1980m



07 June 2026 - 1:24PM

Weather: Fine

Section	L1980	L1800	L1600	L1400	L1200	L1000	L800	L600	L400	L200
Section Times	2:27.82 (0:11.58)	2:16.24 [1] (0:14.05)	2:02.19 [2] (0:14.94)	1:47.26 [2] (0:15.61)	1:31.64 [2] (0:15.99)	1:15.65 [2] (0:15.68)	0:59.97 [2] (0:15.36)	0:44.61 [3] (0:15.29)	0:29.32 [2] (0:15.18)	0:14.14 [3] (0:14.14)
Average Speed [km/h]	53.7	51.5	48.5	46.1	45.5	46.3	46.9	47.4	47.8	51.0
Top Speed [km/h]	54.8	52.9	50.2	48.2	46.5	47.7	47.9	47.8	52.3	52.7
Avg. Dist. to Rail [m]	2.0	0.8	1.0	4.1	1.5	1.4	2.0	1.2	1.2	2.2



- [] Ranking at each section and finish
- :-:- No data available at this section
- NA No data available

Horse/Jockey Name	Scotlynn Fortress/R D Close
Finish Rank	4
Fastest Section Time (Section)	0:14.68 (1800-1600)
Top Speed [km/h] (Section)	52.1 (1980 - 1800)
Race State	Finished



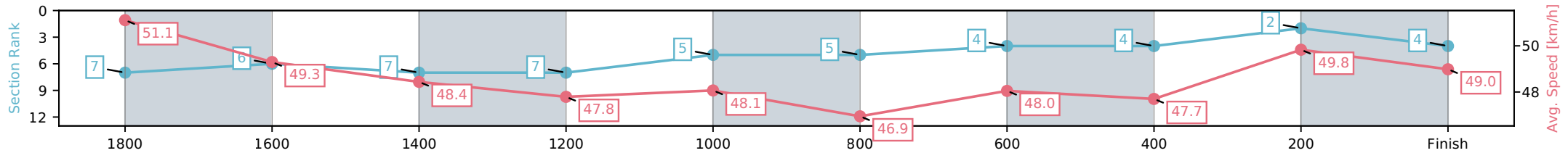
NZ Metropolitan Trotting Club Inc Harness
 Race 3: NEW ZEALAND BLOODSTOCK MOBILE PACE - 1980m



07 June 2026 - 1:24PM

Weather: Fine

Section	L1980	L1800	L1600	L1400	L1200	L1000	L800	L600	L400	L200
Section Times	2:28.32 (0:12.57)	2:15.75 [7] (0:14.68)	2:01.07 [6] (0:14.99)	1:46.08 [7] (0:15.06)	1:31.01 [7] (0:15.39)	1:15.62 [5] (0:15.71)	0:59.92 [5] (0:14.99)	0:44.93 [4] (0:15.43)	0:29.50 [4] (0:14.81)	0:14.69 [2] (0:14.69)
Average Speed [km/h]	51.1	49.3	48.4	47.8	48.1	46.9	48.0	47.7	49.8	49.0
Top Speed [km/h]	52.1	50.8	49.5	48.7	48.7	48.1	48.6	49.1	50.9	50.9
Avg. Dist. to Rail [m]	2.0	0.9	1.3	5.7	3.4	3.3	3.9	3.1	3.7	5.9



- [] Ranking at each section and finish
- :-:- No data available at this section
- NA No data available

Horse/Jockey Name	Better Man/S J Thornley
Finish Rank	5
Fastest Section Time (Section)	0:14.17 (1800-1600)
Top Speed [km/h] (Section)	54.7 (1980 - 1800)
Race State	Finished



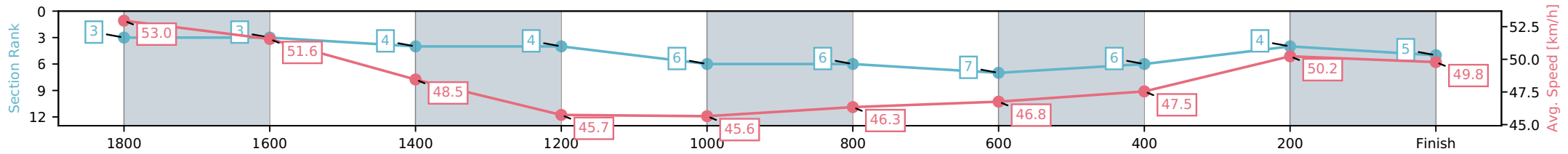
NZ Metropolitan Trotting Club Inc Harness
 Race 3: NEW ZEALAND BLOODSTOCK MOBILE PACE - 1980m



07 June 2026 - 1:24PM

Weather: Fine

Section	L1980	L1800	L1600	L1400	L1200	L1000	L800	L600	L400	L200
Section Times	2:28.37 (0:11.80)	2:16.57 [3] (0:14.17)	2:02.40 [3] (0:15.08)	1:47.32 [4] (0:15.74)	1:31.59 [4] (0:15.98)	1:15.61 [6] (0:15.70)	0:59.91 [6] (0:15.40)	0:44.51 [7] (0:15.30)	0:29.22 [6] (0:14.74)	0:14.48 [4] (0:14.48)
Average Speed [km/h]	53.0	51.6	48.5	45.7	45.6	46.3	46.8	47.5	50.2	49.8
Top Speed [km/h]	54.7	52.6	51.1	47.2	46.7	47.5	47.6	48.7	51.3	50.8
Avg. Dist. to Rail [m]	9.3	2.4	2.2	4.4	1.6	1.5	2.3	1.4	4.5	7.4



- [] Ranking at each section and finish
- :-:- No data available at this section
- NA No data available

Horse/Jockey Name	Ultimate Dreamer/A M Butt
Finish Rank	6
Fastest Section Time (Section)	0:14.37 (1800-1600)
Top Speed [km/h] (Section)	54.3 (1980 - 1800)
Race State	Finished



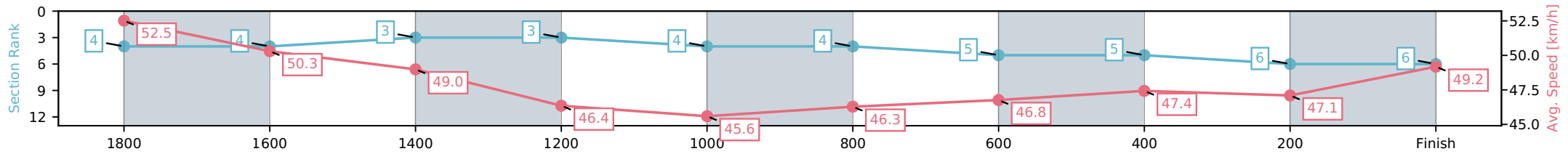
NZ Metropolitan Trotting Club Inc Harness
 Race 3: NEW ZEALAND BLOODSTOCK MOBILE PACE - 1980m



07 June 2026 - 1:24PM

Weather: Fine

Section	L1980	L1800	L1600	L1400	L1200	L1000	L800	L600	L400	L200
Section Times	2:28.89 (0:11.86)	2:17.02 [4] (0:14.37)	2:02.66 [4] (0:14.75)	1:47.91 [3] (0:15.53)	1:32.38 [3] (0:15.98)	1:16.40 [4] (0:15.69)	1:00.71 [4] (0:15.40)	0:45.32 [5] (0:15.30)	0:30.02 [5] (0:15.37)	0:14.64 [6] (0:14.64)
Average Speed [km/h]	52.5	50.3	49.0	46.4	45.6	46.3	46.8	47.4	47.1	49.2
Top Speed [km/h]	54.3	50.7	50.3	48.7	46.8	47.5	47.7	48.2	49.8	50.1
Avg. Dist. to Rail [m]	3.6	1.0	0.7	4.1	1.6	1.4	2.3	1.2	1.0	2.8



- [] Ranking at each section and finish
- :-:- No data available at this section
- NA No data available

Horse/Jockey Name	The Gangster/P J Davis
Finish Rank	7
Fastest Section Time (Section)	0:14.45 (200-0)
Top Speed [km/h] (Section)	51.5 (200-0)
Race State	Finished



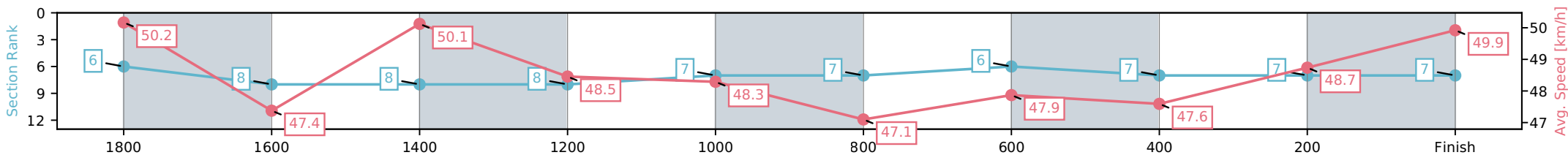
NZ Metropolitan Trotting Club Inc Harness
 Race 3: NEW ZEALAND BLOODSTOCK MOBILE PACE - 1980m



07 June 2026 - 1:24PM

Weather: Fine

Section	L1980	L1800	L1600	L1400	L1200	L1000	L800	L600	L400	L200
Section Times	2:28.98 (0:12.46)	2:16.52 [6] (0:15.59)	2:00.93 [8] (0:14.73)	1:46.20 [8] (0:14.85)	1:31.35 [8] (0:15.38)	1:15.97 [7] (0:15.69)	1:00.28 [7] (0:15.04)	0:45.24 [6] (0:15.47)	0:29.76 [7] (0:15.32)	0:14.45 [7] (0:14.45)
Average Speed [km/h]	50.2	47.4	50.1	48.5	48.3	47.1	47.9	47.6	48.7	49.9
Top Speed [km/h]	51.0	50.2	50.6	50.8	49.2	48.5	48.3	48.5	51.2	51.5
Avg. Dist. to Rail [m]	6.4	3.9	3.3	6.7	3.9	3.6	4.2	3.2	6.1	10.0



- [] Ranking at each section and finish
- :-:- No data available at this section
- NA No data available

Horse/Jockey Name	Tact Franco/S J Ottley
Finish Rank	8
Fastest Section Time (Section)	0:14.57 (200-0)
Top Speed [km/h] (Section)	50.5 (200-0)
Race State	Finished



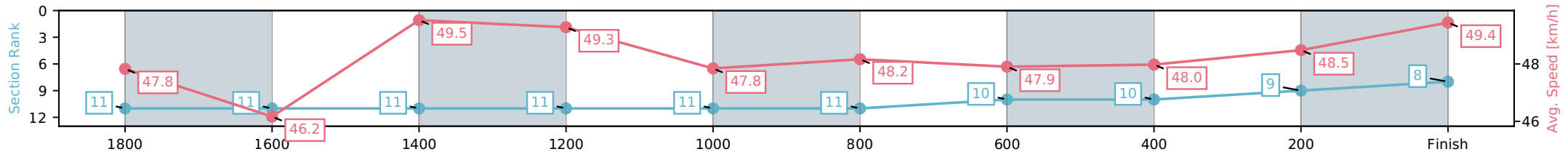
NZ Metropolitan Trotting Club Inc Harness
 Race 3: NEW ZEALAND BLOODSTOCK MOBILE PACE - 1980m



07 June 2026 - 1:24PM

Weather: Fine

Section	L1980	L1800	L1600	L1400	L1200	L1000	L800	L600	L400	L200
Section Times	2:29.63 (0:13.10)	2:16.53 [11] (0:16.16)	2:00.37 [11] (0:14.79)	1:45.58 [11] (0:14.61)	1:30.98 [11] (0:15.42)	1:15.55 [11] (0:15.35)	1:00.20 [11] (0:15.03)	0:45.17 [10] (0:15.40)	0:29.76 [10] (0:15.19)	0:14.57 [9] (0:14.57)
Average Speed [km/h]	47.8	46.2	49.5	49.3	47.8	48.2	47.9	48.0	48.5	49.4
Top Speed [km/h]	48.9	49.0	50.0	50.1	49.8	49.8	48.3	49.0	50.4	50.5
Avg. Dist. to Rail [m]	11.6	6.1	2.2	5.2	3.0	3.5	4.5	3.7	3.8	5.7



[] Ranking at each section and finish
 -:-:- No data available at this section
 NA No data available

Horse/Jockey Name	One Of These Nights/B N Orange
Finish Rank	9
Fastest Section Time (Section)	0:14.53 (1400-1200)
Top Speed [km/h] (Section)	50.2 (1400-1200)
Race State	Finished



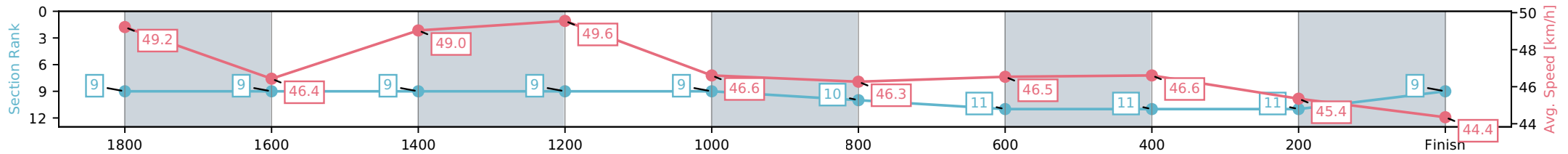
NZ Metropolitan Trotting Club Inc Harness
 Race 3: NEW ZEALAND BLOODSTOCK MOBILE PACE - 1980m



07 June 2026 - 1:24PM

Weather: Fine

Section	L1980	L1800	L1600	L1400	L1200	L1000	L800	L600	L400	L200
Section Times	2:32.43 (0:12.66)	2:19.77 [9] (0:15.75)	2:04.02 [9] (0:14.81)	1:49.21 [9] (0:14.53)	1:34.68 [9] (0:15.63)	1:19.05 [9] (0:15.74)	1:03.31 [10] (0:15.47)	0:47.84 [11] (0:15.62)	0:32.22 [11] (0:16.02)	0:16.20 [11] (0:16.20)
Average Speed [km/h]	49.2	46.4	49.0	49.6	46.6	46.3	46.5	46.6	45.4	44.4
Top Speed [km/h]	50.0	48.9	50.1	50.2	48.3	47.1	46.9	47.4	46.0	46.1
Avg. Dist. to Rail [m]	9.3	3.3	1.2	4.1	1.6	1.7	2.6	1.6	1.9	7.1



- [] Ranking at each section and finish
- :-:- No data available at this section
- NA No data available

Horse/Jockey Name	Ultimate Guinness/R D Holmes
Finish Rank	10
Fastest Section Time (Section)	0:14.68 (1800-1600)
Top Speed [km/h] (Section)	53.9 (1980 - 1800)
Race State	Finished



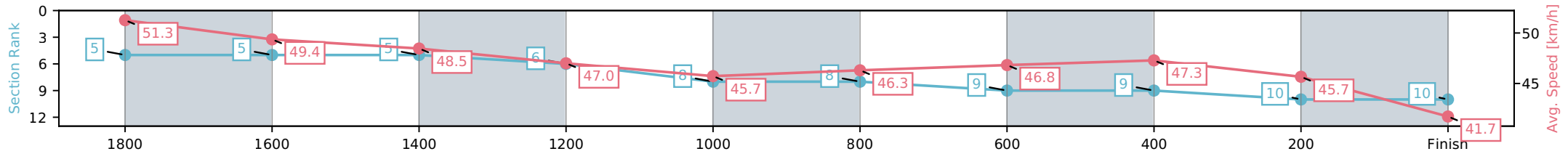
NZ Metropolitan Trotting Club Inc Harness
 Race 3: NEW ZEALAND BLOODSTOCK MOBILE PACE - 1980m



07 June 2026 - 1:24PM

Weather: Fine

Section	L1980	L1800	L1600	L1400	L1200	L1000	L800	L600	L400	L200
Section Times	2:32.67 (0:12.15)	2:20.52 [5] (0:14.68)	2:05.84 [5] (0:14.97)	1:50.87 [5] (0:15.31)	1:35.56 [6] (0:15.95)	1:19.60 [8] (0:15.72)	1:03.88 [8] (0:15.38)	0:48.50 [9] (0:15.40)	0:33.10 [9] (0:15.89)	0:17.21 [10] (0:17.21)
Average Speed [km/h]	51.3	49.4	48.5	47.0	45.7	46.3	46.8	47.3	45.7	41.7
Top Speed [km/h]	53.9	50.0	49.5	48.6	47.0	47.0	47.6	48.0	46.6	44.8
Avg. Dist. to Rail [m]	6.7	1.1	1.2	4.1	1.7	1.7	2.5	1.7	1.4	2.9



[] Ranking at each section and finish
 -:-:- No data available at this section
 NA No data available

Horse/Jockey Name	Heavens Are Heaving/J W Cox
Finish Rank	11
Fastest Section Time (Section)	0:14.70 (1400-1200)
Top Speed [km/h] (Section)	51.3 (1980 - 1800)
Race State	Finished



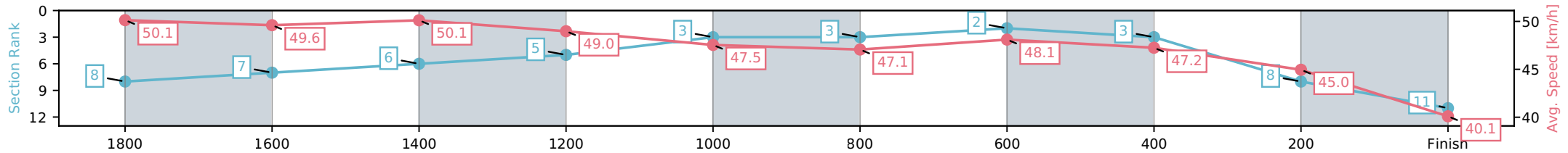
NZ Metropolitan Trotting Club Inc Harness
 Race 3: NEW ZEALAND BLOODSTOCK MOBILE PACE - 1980m



07 June 2026 - 1:24PM

Weather: Fine

Section	L1980	L1800	L1600	L1400	L1200	L1000	L800	L600	L400	L200
Section Times	2:32.76 (0:12.59)	2:20.17 [8] (0:14.80)	2:05.36 [7] (0:14.70)	1:50.66 [6] (0:14.70)	1:35.96 [5] (0:15.58)	1:20.38 [3] (0:15.68)	1:04.71 [3] (0:14.97)	0:49.74 [2] (0:15.56)	0:34.18 [3] (0:16.29)	0:17.89 [8] (0:17.89)
Average Speed [km/h]	50.1	49.6	50.1	49.0	47.5	47.1	48.1	47.2	45.0	40.1
Top Speed [km/h]	51.3	51.0	51.1	50.1	48.3	48.1	48.7	48.0	46.5	43.4
Avg. Dist. to Rail [m]	4.8	2.8	3.2	6.1	3.6	3.4	4.0	3.0	2.8	5.4



- [] Ranking at each section and finish
- :-:- No data available at this section
- NA No data available