



NZ Metropolitan Trotting Club Inc Harness
 Race 4: PLUMBERS NIGHT 26 JUNE - BOOK NOW PACE - 2600m
 07 June 2026 - 1:57PM



Weather: Fine

Field Times (Race Tempo) 3:23.48 (0:17.65) 3:05.83 (0:15.19) 2:50.64 (0:15.63) 2:35.01 (0:15.63) 2:19.38 (0:16.16) 2:03.22 (0:16.35) 1:46.87 (0:14.87) 1:32.00 (0:15.13)

Rank	TAB#	Horse	Overall Time	First 400m	Top Speed km/h (Section)	L2600	L2400	L2200	L2000	L1800	L1600	L1400	L1200
	(BAR#)	Driver	Margin (DT-W)	Last 600m	Fastest Section (Time)	Start - 2400	2400 - 2200	2200 - 2000	2000 - 1800	1800 - 1600	1600 - 1400	1400 - 1200	1200 - 1000
1	13	Social Experiment	3:23.48	0:34.71	53.8 (200-0)	3:23.48	3:04.16 [10]	2:48.77 [9]	2:33.43 [8]	2:17.91 [9]	2:01.79 [9]	1:45.37 [9]	1:30.70 [9]
	(13)	B N Orange		0:44.08	200-0 (0:13.59)	(0:19.32)	(0:15.39)	(0:15.34)	(0:15.52)	(0:16.12)	(0:16.42)	(0:14.67)	(0:15.07)
2	5	Always B Mindful	3:24.00	0:34.27	51.7 (200-0)	3:24.00	3:05.09 [8]	2:49.73 [7]	2:33.94 [9]	2:18.49 [8]	2:02.37 [8]	1:46.14 [8]	1:31.64 [7]
	(5)	J C Morrison	3.0L (+9)	0:44.91	200-0 (0:14.34)	(0:18.91)	(0:15.36)	(0:15.79)	(0:15.45)	(0:16.12)	(0:16.24)	(0:14.50)	(0:15.16)
3	2	Blu Diamond	3:24.05	0:33.18	50.9 (200-0)	3:24.05	3:05.96 [2]	2:50.86 [2]	2:35.19 [3]	2:19.58 [3]	2:03.44 [3]	1:47.09 [3]	1:32.17 [4]
	(2)	R T May	3.2L (-17)	0:45.38	200-0 (0:14.24)	(0:18.09)	(0:15.09)	(0:15.68)	(0:15.61)	(0:16.14)	(0:16.35)	(0:14.92)	(0:15.09)
4	8	Whata Impact	3:24.07	0:35.01	52.6 (1000-800)	3:24.07	3:05.45 [7]	2:49.06 [10]	2:33.06 [11]	2:17.32 [12]	2:01.24 [12]	1:45.20 [12]	1:30.22 [12]
	(8)	G D O'Reilly	3.4L (+25)	0:44.32	200-0 (0:14.05)	(0:18.62)	(0:16.39)	(0:16.00)	(0:15.75)	(0:16.08)	(0:16.04)	(0:14.98)	(0:14.83)
5	14	Reacher	3:24.09	0:35.25	53.2 (200-0)	3:24.09	3:04.66 [11]	2:48.84 [11]	2:32.76 [13]	2:16.86 [13]	2:00.78 [13]	1:44.80 [13]	1:29.82 [13]
	(14)	John R Dunn	3.5L (+8)	0:43.98	200-0 (0:13.72)	(0:19.43)	(0:15.82)	(0:16.08)	(0:15.90)	(0:16.08)	(0:15.98)	(0:14.98)	(0:14.98)
6	7	Jimandal	3:24.12	0:33.26	49.6 (1400-1200)	3:24.12	3:05.93 [3]	2:50.86 [3]	2:35.35 [2]	2:19.76 [2]	2:03.63 [2]	1:47.32 [2]	1:32.48 [3]
	(7)	J B Geddes	3.6L (+3)	0:45.70	200-0 (0:14.64)	(0:18.19)	(0:15.07)	(0:15.51)	(0:15.59)	(0:16.13)	(0:16.31)	(0:14.84)	(0:15.15)
7	9	Beach Barbie	3:24.36	0:33.48	50.7 (2400-2200)	3:24.36	3:05.85 [4]	2:50.88 [4]	2:35.19 [4]	2:19.60 [4]	2:03.48 [4]	1:47.15 [4]	1:32.29 [5]
	(9)	R D Holmes	5.0L (+3)	0:45.60	200-0 (0:14.52)	(0:18.51)	(0:14.97)	(0:15.69)	(0:15.59)	(0:16.12)	(0:16.33)	(0:14.86)	(0:15.14)
8	10	Hoppy's Smile	3:24.38	0:33.54	51.8 (2600 - 2400)	3:24.38	3:05.82 [5]	2:50.84 [5]	2:35.17 [5]	2:19.57 [5]	2:03.43 [5]	1:47.08 [5]	1:32.19 [6]
	(10)	S J Tomlinson	5.2L (-18)	0:45.40	200-0 (0:14.25)	(0:18.56)	(0:14.98)	(0:15.67)	(0:15.60)	(0:16.14)	(0:16.35)	(0:14.90)	(0:15.09)
9	1	Dragon Ball	3:24.77	0:33.83	52.1 (200-0)	3:24.77	3:06.17 [6]	2:50.94 [6]	2:35.08 [7]	2:19.64 [6]	2:03.48 [6]	1:47.30 [6]	1:33.29 [1]
	(1)	J W Cox	7.4L (+11)	0:44.27	1400-1200 (0:14.01)	(0:18.60)	(0:15.23)	(0:15.87)	(0:15.44)	(0:16.15)	(0:16.18)	(0:14.01)	(0:16.87)
10	3	Aphibarnrat	3:24.79	0:34.33	51.4 (200-0)	3:24.79	3:05.69 [9]	2:50.46 [8]	2:35.13 [6]	2:19.60 [7]	2:03.46 [7]	1:47.12 [7]	1:32.17 [8]
	(3)	R D Close	7.5L (-15)	0:45.45	200-0 (0:14.38)	(0:19.10)	(0:15.23)	(0:15.33)	(0:15.53)	(0:16.14)	(0:16.33)	(0:14.95)	(0:15.05)

Scratched: One Of These Nights (#16), Harry's Gold (#17)

Report Created: Sun 07 June 2026

(Note: Races are conducted over an approximate distance as close as possible to the advertised distance, and recorded data may vary accordingly. Official times refer to race times only and do not include handicap times.)

[] Position in running at each section and finish
 TAB# Saddle cloth number
 -:--:-- No data available at this section
 NA No data available
 DNT Did not track

BAR# Barrier/Gate Position
 DNF Did not finish
 DT-W Distance travelled compared to winner in metres

Fastest split
 Fastest section

data processed by TRIPLESDATA



NZ Metropolitan Trotting Club Inc Harness
 Race 4: PLUMBERS NIGHT 26 JUNE - BOOK NOW PACE - 2600m
 07 June 2026 - 1:57PM



Weather: Fine

Field Times (Race Tempo) 3:23.48 (0:17.65) 3:05.83 (0:15.19) 2:50.64 (0:15.63) 2:35.01 (0:15.63) 2:19.38 (0:16.16) 2:03.22 (0:16.35) 1:46.87 (0:14.87) 1:32.00 (0:15.13)

Rank	TAB#	Horse	Overall Time	First 400m	Top Speed km/h (Section)	L2600	L2400	L2200	L2000	L1800	L1600	L1400	L1200
	(BAR#)	Driver	Margin (DT-W)	Last 600m	Fastest Section (Time)	Start - 2400	2400 - 2200	2200 - 2000	2000 - 1800	1800 - 1600	1600 - 1400	1400 - 1200	1200 - 1000
11	11	Eastwood Commander	3:24.96	0:35.41	51.2 (200-0)	3:24.96	3:05.24 [13]	2:49.56 [13]	2:33.92 [12]	2:18.45 [11]	2:02.43 [11]	1:46.32 [11]	1:31.31 [11]
	(11)	S J Ottley	8.4L (-19)	0:45.25	200-0 (0:14.22)	(0:19.72)	(0:15.69)	(0:15.64)	(0:15.48)	(0:16.02)	(0:16.12)	(0:15.00)	(0:15.08)
12	6	Mr Vega	3:25.10	0:32.84	50.1 (1200-1000)	3:25.10	3:07.45 [1]	2:52.26 [1]	2:36.63 [1]	2:21.00 [1]	2:04.84 [1]	1:48.49 [1]	1:33.57 [2]
	(6)	B J Borcoskie	9.2L (-16)	0:46.76	1400-1200 (0:14.92)	(0:17.65)	(0:15.19)	(0:15.63)	(0:15.63)	(0:16.16)	(0:16.35)	(0:14.92)	(0:15.08)
13	12	Sadie	3:25.65	0:35.76	52.4 (1000-800)	3:25.65	3:05.62 [14]	2:49.89 [14]	2:33.93 [14]	2:18.04 [14]	2:01.99 [14]	1:46.01 [14]	1:30.98 [14]
	(12)	M J Williamson	12.4L (+7)	0:45.14	200-0 (0:14.69)	(0:20.03)	(0:15.73)	(0:15.96)	(0:15.89)	(0:16.06)	(0:15.97)	(0:15.03)	(0:14.96)
14	15	The Captains Lady	3:41.28	0:37.33	48.9 (2400-2200)	3:41.28	3:19.32 [15]	3:03.95 [15]	2:48.29 [15]	2:31.73 [15]	2:15.67 [15]	1:59.44 [15]	1:43.84 [15]
	(15)	W J House	101.7L (-11)	0:53.03	2400-2200 (0:15.37)	(0:21.96)	(0:15.37)	(0:15.66)	(0:16.55)	(0:16.06)	(0:16.23)	(0:15.61)	(0:16.17)
15	4	Titan	3:42.66	0:35.30	50.3 (1000-800)	3:42.66	3:22.98 [12]	3:07.36 [12]	2:51.89 [10]	2:36.52 [10]	2:20.34 [10]	2:04.30 [10]	1:49.22 [10]
	(4)	T M Williams	109.6L (+2)	1:01.30	1400-1200 (0:15.08)	(0:19.68)	(0:15.62)	(0:15.47)	(0:15.37)	(0:16.18)	(0:16.04)	(0:15.08)	(0:15.35)

Scratched: One Of These Nights (#16), Harry's Gold (#17)

Report Created: Sun 07 June 2026

(Note: Races are conducted over an approximate distance as close as possible to the advertised distance, and recorded data may vary accordingly. Official times refer to race times only and do not include handicap times.)

[] Position in running at each section and finish
 TAB# Saddle cloth number
 -:-:- No data available at this section
 BAR# Barrier/Gate Position
 NA No data available
 DNF Did not finish
 DNT Did not track
 DT-W Distance travelled compared to winner in metres

Fastest split
 Fastest section

data processed by TRIPLES DATA

Horse/Jockey Name	Social Experiment/B N Orange
Finish Rank	1
Fastest Section Time (Section)	0:13.59 (200-0)
Top Speed [km/h] (Section)	53.8 (200-0)
Race State	Finished



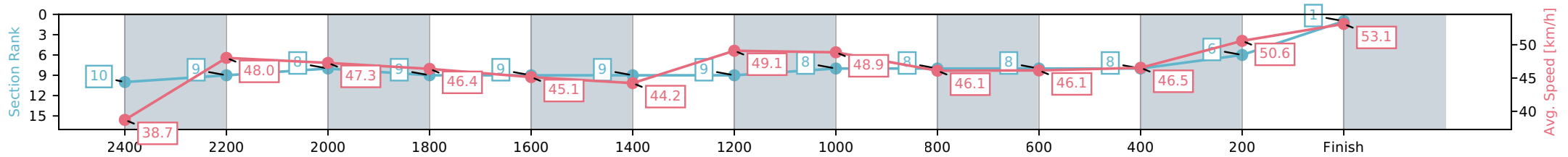
NZ Metropolitan Trotting Club Inc Harness
 Race 4: PLUMBERS NIGHT 26 JUNE - BOOK NOW PACE -
 2600m



07 June 2026 - 1:57PM

Weather: Fine

Section	L2600	L2400	L2200	L2000	L1800	L1600	L1400	L1200	L1000	L800	L600	L400	L200
Section Times	3:23.48 (0:19.32)	3:04.16 [10] (0:15.39)	2:48.77 [9] (0:15.34)	2:33.43 [8] (0:15.52)	2:17.91 [9] (0:16.12)	2:01.79 [9] (0:16.42)	1:45.37 [9] (0:14.67)	1:30.70 [9] (0:15.07)	1:15.62 [8] (0:15.94)	0:59.68 [8] (0:15.60)	0:44.08 [8] (0:15.85)	0:28.23 [8] (0:14.64)	0:13.59 [6] (0:13.59)
Average Speed [km/h]	38.7	48.0	47.3	46.4	45.1	44.2	49.1	48.9	46.1	46.1	46.5	50.6	53.1
Top Speed [km/h]	48.4	49.2	48.0	47.1	46.4	46.3	50.0	49.9	48.6	46.6	47.0	53.1	53.8
Avg. Dist. to Rail [m]	7.4	3.2	1.0	2.0	1.8	1.3	3.6	2.8	2.8	3.8	3.4	4.7	7.2



- [] Ranking at each section and finish
- :-:- No data available at this section
- NA No data available

Horse/Jockey Name	Always B Mindful/J C Morrison
Finish Rank	2
Fastest Section Time (Section)	0:14.34 (200-0)
Top Speed [km/h] (Section)	51.7 (200-0)
Race State	Finished



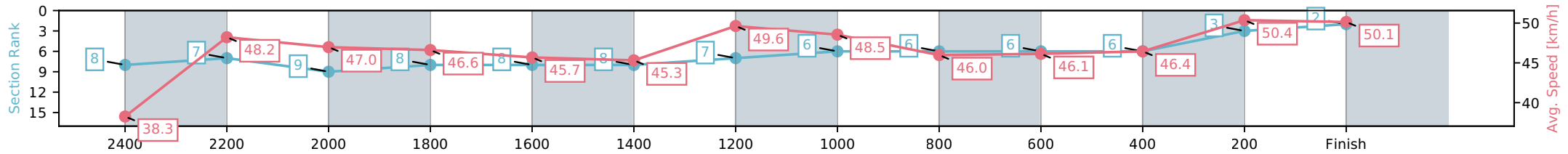
NZ Metropolitan Trotting Club Inc Harness
 Race 4: PLUMBERS NIGHT 26 JUNE - BOOK NOW PACE -
 2600m



07 June 2026 - 1:57PM

Weather: Fine

Section	L2600	L2400	L2200	L2000	L1800	L1600	L1400	L1200	L1000	L800	L600	L400	L200
Section Times	3:24.00 (0:18.91)	3:05.09 [8] (0:15.36)	2:49.73 [7] (0:15.79)	2:33.94 [9] (0:15.45)	2:18.49 [8] (0:16.12)	2:02.37 [8] (0:16.24)	1:46.14 [8] (0:14.50)	1:31.64 [7] (0:15.16)	1:16.48 [6] (0:15.96)	1:00.53 [6] (0:15.61)	0:44.92 [6] (0:15.87)	0:29.05 [6] (0:14.70)	0:14.34 [3] (0:14.34)
Average Speed [km/h]	38.3	48.2	47.0	46.6	45.7	45.3	49.6	48.5	46.0	46.1	46.4	50.4	50.1
Top Speed [km/h]	49.3	49.3	47.8	47.6	46.5	48.1	50.1	49.6	48.9	46.7	46.9	51.6	51.7
Avg. Dist. to Rail [m]	7.5	3.6	4.2	4.0	3.6	2.9	4.2	2.6	2.6	3.8	3.4	4.4	5.7



- [] Ranking at each section and finish
- :-:- No data available at this section
- NA No data available

Horse/Jockey Name	Blu Diamond/R T May
Finish Rank	3
Fastest Section Time (Section)	0:14.24 (200-0)
Top Speed [km/h] (Section)	50.9 (200-0)
Race State	Finished



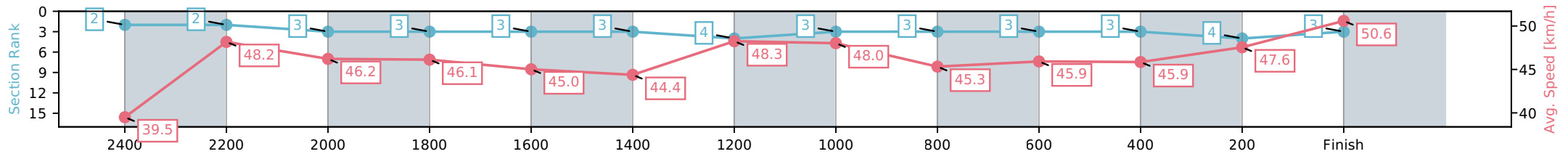
NZ Metropolitan Trotting Club Inc Harness
 Race 4: PLUMBERS NIGHT 26 JUNE - BOOK NOW PACE -
 2600m



07 June 2026 - 1:57PM

Weather: Fine

Section	L2600	L2400	L2200	L2000	L1800	L1600	L1400	L1200	L1000	L800	L600	L400	L200
Section Times	3:24.05 (0:18.09)	3:05.96 [2] (0:15.09)	2:50.86 [2] (0:15.68)	2:35.19 [3] (0:15.61)	2:19.58 [3] (0:16.14)	2:03.44 [3] (0:16.35)	1:47.09 [3] (0:14.92)	1:32.17 [4] (0:15.09)	1:17.08 [3] (0:16.01)	1:01.07 [3] (0:15.68)	0:45.38 [3] (0:15.87)	0:29.51 [3] (0:15.27)	0:14.24 [4] (0:14.24)
Average Speed [km/h]	39.5	48.2	46.2	46.1	45.0	44.4	48.3	48.0	45.3	45.9	45.9	47.6	50.6
Top Speed [km/h]	48.8	49.7	47.4	46.6	46.0	45.9	49.7	49.7	48.2	46.5	46.6	49.9	50.9
Avg. Dist. to Rail [m]	2.7	1.3	1.0	1.9	1.7	1.2	2.5	0.9	1.1	2.0	1.6	1.3	1.1



- [] Ranking at each section and finish
- :-:- No data available at this section
- NA No data available

Horse/Jockey Name	Whata Impact/G D O'Reilly
Finish Rank	4
Fastest Section Time (Section)	0:14.05 (200-0)
Top Speed [km/h] (Section)	52.6 (1000-800)
Race State	Finished



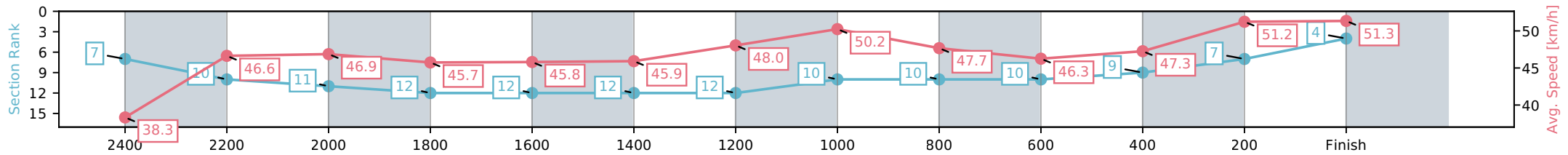
NZ Metropolitan Trotting Club Inc Harness
 Race 4: PLUMBERS NIGHT 26 JUNE - BOOK NOW PACE -
 2600m



07 June 2026 - 1:57PM

Weather: Fine

Section	L2600	L2400	L2200	L2000	L1800	L1600	L1400	L1200	L1000	L800	L600	L400	L200
Section Times	3:24.07 (0:18.62)	3:05.45 [7] (0:16.39)	2:49.06 [10] (0:16.00)	2:33.06 [11] (0:15.75)	2:17.32 [12] (0:16.08)	2:01.24 [12] (0:16.04)	1:45.20 [12] (0:14.98)	1:30.22 [12] (0:14.83)	1:15.39 [10] (0:15.51)	0:59.88 [10] (0:15.57)	0:44.32 [10] (0:15.67)	0:28.65 [9] (0:14.60)	0:14.05 [7] (0:14.05)
Average Speed [km/h]	38.3	46.6	46.9	45.7	45.8	45.9	48.0	50.2	47.7	46.3	47.3	51.2	51.3
Top Speed [km/h]	50.8	51.5	48.8	46.3	46.2	46.5	49.0	52.4	52.6	46.7	49.8	52.0	52.3
Avg. Dist. to Rail [m]	12.8	7.3	5.9	4.8	3.9	3.0	4.8	4.1	3.6	4.1	3.9	6.1	9.4



- [] Ranking at each section and finish
- :-:- No data available at this section
- NA No data available

Horse/Jockey Name	Reacher/John R Dunn
Finish Rank	5
Fastest Section Time (Section)	0:13.72 (200-0)
Top Speed [km/h] (Section)	53.2 (200-0)
Race State	Finished



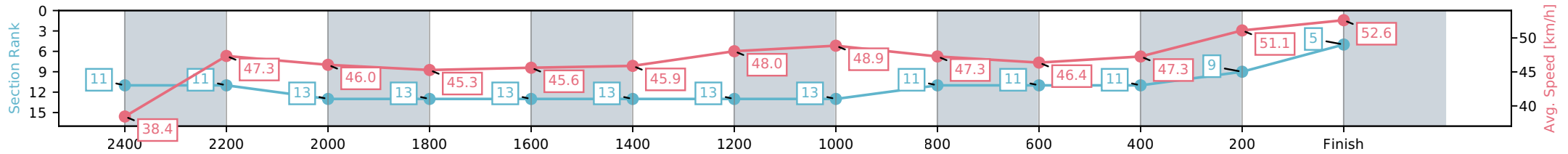
NZ Metropolitan Trotting Club Inc Harness
 Race 4: PLUMBERS NIGHT 26 JUNE - BOOK NOW PACE -
 2600m



07 June 2026 - 1:57PM

Weather: Fine

Section	L2600	L2400	L2200	L2000	L1800	L1600	L1400	L1200	L1000	L800	L600	L400	L200
Section Times	3:24.09 (0:19.43)	3:04.66 [11] (0:15.82)	2:48.84 [11] (0:16.08)	2:32.76 [13] (0:15.90)	2:16.86 [13] (0:16.08)	2:00.78 [13] (0:15.98)	1:44.80 [13] (0:14.98)	1:29.82 [13] (0:14.98)	1:14.84 [13] (0:15.34)	0:59.51 [11] (0:15.53)	0:43.98 [11] (0:15.67)	0:28.30 [11] (0:14.59)	0:13.72 [9] (0:13.72)
Average Speed [km/h]	38.4	47.3	46.0	45.3	45.6	45.9	48.0	48.9	47.3	46.4	47.3	51.1	52.6
Top Speed [km/h]	47.2	48.4	47.3	45.8	46.5	46.6	49.1	50.8	51.5	46.9	49.8	52.3	53.2
Avg. Dist. to Rail [m]	10.1	5.1	4.0	4.2	3.2	2.5	4.3	2.0	1.3	3.5	3.8	5.6	10.9



- [] Ranking at each section and finish
- :-:- No data available at this section
- NA No data available

Horse/Jockey Name	Jimandal/J B Geddes
Finish Rank	6
Fastest Section Time (Section)	0:14.64 (200-0)
Top Speed [km/h] (Section)	49.6 (1400-1200)
Race State	Finished



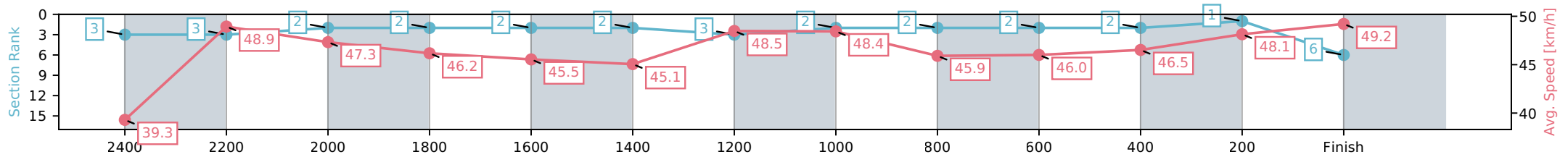
NZ Metropolitan Trotting Club Inc Harness
 Race 4: PLUMBERS NIGHT 26 JUNE - BOOK NOW PACE -
 2600m



07 June 2026 - 1:57PM

Weather: Fine

Section	L2600	L2400	L2200	L2000	L1800	L1600	L1400	L1200	L1000	L800	L600	L400	L200
Section Times	3:24.12 (0:18.19)	3:05.93 [3] (0:15.07)	2:50.86 [3] (0:15.51)	2:35.35 [2] (0:15.59)	2:19.76 [2] (0:16.13)	2:03.63 [2] (0:16.31)	1:47.32 [2] (0:14.84)	1:32.48 [3] (0:15.15)	1:17.32 [2] (0:15.98)	1:01.35 [2] (0:15.65)	0:45.70 [2] (0:15.82)	0:29.88 [2] (0:15.24)	0:14.64 [1] (0:14.64)
Average Speed [km/h]	39.3	48.9	47.3	46.2	45.5	45.1	48.5	48.4	45.9	46.0	46.5	48.1	49.2
Top Speed [km/h]	48.1	49.5	49.3	46.5	46.2	46.5	49.6	49.3	48.2	46.9	46.8	49.2	49.4
Avg. Dist. to Rail [m]	9.2	3.1	2.8	3.8	3.3	2.8	4.2	2.4	2.6	3.6	3.1	3.2	4.1



- [] Ranking at each section and finish
- :-:- No data available at this section
- NA No data available

Horse/Jockey Name	Beach Barbie/R D Holmes
Finish Rank	7
Fastest Section Time (Section)	0:14.52 (200-0)
Top Speed [km/h] (Section)	50.7 (2400-2200)
Race State	Finished



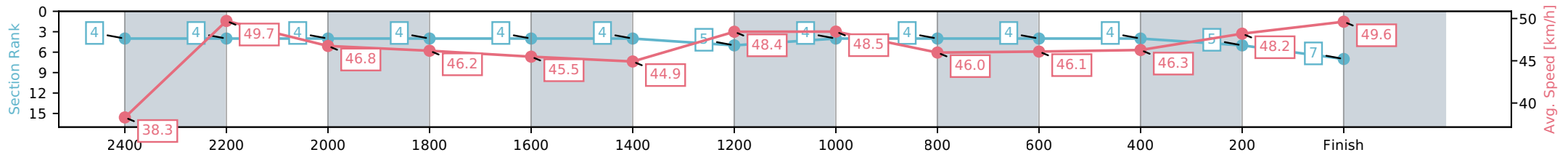
NZ Metropolitan Trotting Club Inc Harness
 Race 4: PLUMBERS NIGHT 26 JUNE - BOOK NOW PACE -
 2600m



07 June 2026 - 1:57PM

Weather: Fine

Section	L2600	L2400	L2200	L2000	L1800	L1600	L1400	L1200	L1000	L800	L600	L400	L200
Section Times	3:24.36 (0:18.51)	3:05.85 [4] (0:14.97)	2:50.88 [4] (0:15.69)	2:35.19 [4] (0:15.59)	2:19.60 [4] (0:16.12)	2:03.48 [4] (0:16.33)	1:47.15 [4] (0:14.86)	1:32.29 [5] (0:15.14)	1:17.16 [4] (0:15.93)	1:01.23 [4] (0:15.62)	0:45.60 [4] (0:15.88)	0:29.72 [4] (0:15.20)	0:14.52 [5] (0:14.52)
Average Speed [km/h]	38.3	49.7	46.8	46.2	45.5	44.9	48.4	48.5	46.0	46.1	46.3	48.2	49.6
Top Speed [km/h]	47.7	50.7	48.8	47.1	46.1	46.8	49.5	49.5	48.9	46.8	46.7	50.4	50.6
Avg. Dist. to Rail [m]	13.2	4.1	2.8	3.4	3.0	2.6	4.0	2.3	2.4	3.5	3.0	2.9	5.1



- [] Ranking at each section and finish
- :-:- No data available at this section
- NA No data available

Horse/Jockey Name	Hoppy's Smile/S J Tomlinson
Finish Rank	8
Fastest Section Time (Section)	0:14.25 (200-0)
Top Speed [km/h] (Section)	51.8 (2600 - 2400)
Race State	Finished



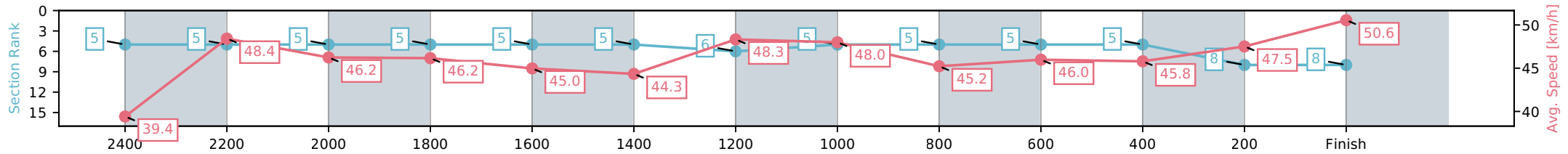
NZ Metropolitan Trotting Club Inc Harness
 Race 4: PLUMBERS NIGHT 26 JUNE - BOOK NOW PACE -
 2600m



07 June 2026 - 1:57PM

Weather: Fine

Section	L2600	L2400	L2200	L2000	L1800	L1600	L1400	L1200	L1000	L800	L600	L400	L200
Section Times	3:24.38 (0:18.56)	3:05.82 [5] (0:14.98)	2:50.84 [5] (0:15.67)	2:35.17 [5] (0:15.60)	2:19.57 [5] (0:16.14)	2:03.43 [5] (0:16.35)	1:47.08 [5] (0:14.90)	1:32.19 [6] (0:15.09)	1:17.09 [5] (0:16.03)	1:01.06 [5] (0:15.66)	0:45.41 [5] (0:15.88)	0:29.52 [5] (0:15.27)	0:14.25 [8] (0:14.25)
Average Speed [km/h]	39.4	48.4	46.2	46.2	45.0	44.3	48.3	48.0	45.2	46.0	45.8	47.5	50.6
Top Speed [km/h]	51.8	50.3	48.0	46.8	46.0	46.2	50.0	49.6	48.5	46.7	46.7	49.5	51.2
Avg. Dist. to Rail [m]	1.6	1.0	1.0	1.9	1.5	1.1	2.4	0.8	1.0	1.9	1.5	1.2	1.1



- [] Ranking at each section and finish
- :-:- No data available at this section
- NA No data available

Horse/Jockey Name	Dragon Ball/J W Cox
Finish Rank	9
Fastest Section Time (Section)	0:14.01 (1400-1200)
Top Speed [km/h] (Section)	52.1 (200-0)
Race State	Finished



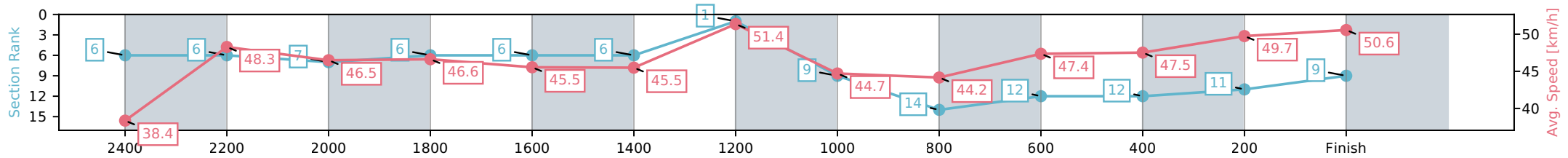
NZ Metropolitan Trotting Club Inc Harness
 Race 4: PLUMBERS NIGHT 26 JUNE - BOOK NOW PACE -
 2600m



07 June 2026 - 1:57PM

Weather: Fine

Section	L2600	L2400	L2200	L2000	L1800	L1600	L1400	L1200	L1000	L800	L600	L400	L200
Section Times	3:24.77 (0:18.60)	3:06.17 [6] (0:15.23)	2:50.94 [6] (0:15.87)	2:35.08 [7] (0:15.44)	2:19.64 [6] (0:16.15)	2:03.48 [6] (0:16.18)	1:47.30 [6] (0:14.01)	1:33.29 [1] (0:16.87)	1:16.42 [9] (0:16.93)	0:59.49 [14] (0:15.21)	0:44.28 [12] (0:15.32)	0:28.95 [12] (0:14.71)	0:14.24 [11] (0:14.24)
Average Speed [km/h]	38.4	48.3	46.5	46.6	45.5	45.5	51.4	44.7	44.2	47.4	47.5	49.7	50.6
Top Speed [km/h]	48.6	49.6	47.9	47.4	46.6	48.3	52.0	50.2	48.6	49.6	48.5	52.0	52.1
Avg. Dist. to Rail [m]	2.2	2.6	3.4	4.1	3.4	3.2	5.6	5.7	5.4	2.8	1.7	2.8	7.0



- [] Ranking at each section and finish
- :-:- No data available at this section
- NA No data available

Horse/Jockey Name	Aphibarrat/R D Close
Finish Rank	10
Fastest Section Time (Section)	0:14.38 (200-0)
Top Speed [km/h] (Section)	51.4 (200-0)
Race State	Finished



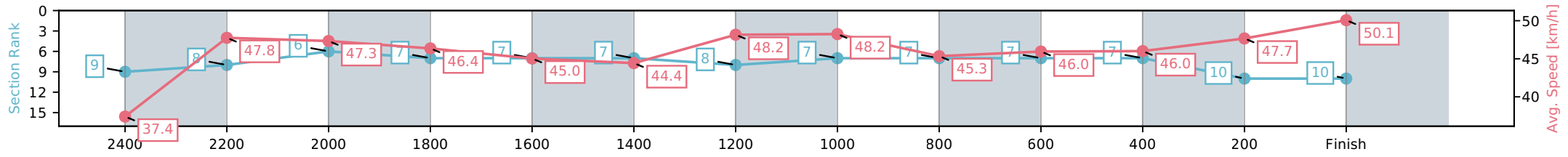
NZ Metropolitan Trotting Club Inc Harness
 Race 4: PLUMBERS NIGHT 26 JUNE - BOOK NOW PACE -
 2600m



07 June 2026 - 1:57PM

Weather: Fine

Section	L2600	L2400	L2200	L2000	L1800	L1600	L1400	L1200	L1000	L800	L600	L400	L200
Section Times	3:24.79 (0:19.10)	3:05.69 [9] (0:15.23)	2:50.46 [8] (0:15.33)	2:35.13 [6] (0:15.53)	2:19.60 [7] (0:16.14)	2:03.46 [7] (0:16.33)	1:47.12 [7] (0:14.95)	1:32.17 [8] (0:15.05)	1:17.12 [7] (0:16.00)	1:01.12 [7] (0:15.67)	0:45.45 [7] (0:15.83)	0:29.62 [7] (0:15.24)	0:14.38 [10] (0:14.38)
Average Speed [km/h]	37.4	47.8	47.3	46.4	45.0	44.4	48.2	48.2	45.3	46.0	46.0	47.7	50.1
Top Speed [km/h]	47.7	48.5	48.9	47.3	46.3	46.4	48.9	48.9	48.4	46.8	46.8	50.1	51.4
Avg. Dist. to Rail [m]	4.0	1.2	1.1	1.8	1.6	1.2	2.2	1.1	1.1	1.9	1.7	1.5	4.7



[] Ranking at each section and finish
 -:-:- No data available at this section
 NA No data available

Horse/Jockey Name	Eastwood Commander/S J Ottley
Finish Rank	11
Fastest Section Time (Section)	0:14.22 (200-0)
Top Speed [km/h] (Section)	51.2 (200-0)
Race State	Finished



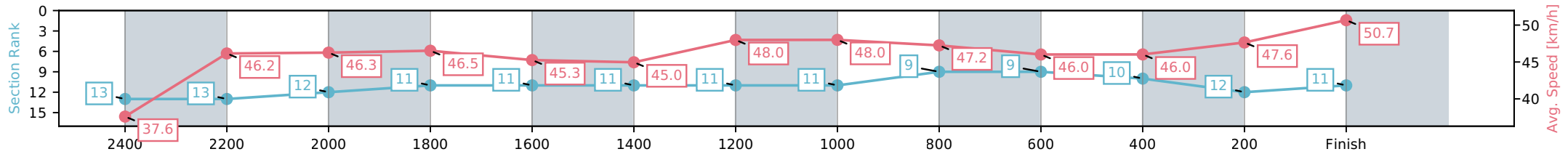
NZ Metropolitan Trotting Club Inc Harness
 Race 4: PLUMBERS NIGHT 26 JUNE - BOOK NOW PACE -
 2600m



07 June 2026 - 1:57PM

Weather: Fine

Section	L2600	L2400	L2200	L2000	L1800	L1600	L1400	L1200	L1000	L800	L600	L400	L200
Section Times	3:24.96 (0:19.72)	3:05.24 [13] (0:15.69)	2:49.56 [13] (0:15.64)	2:33.92 [12] (0:15.48)	2:18.45 [11] (0:16.02)	2:02.43 [11] (0:16.12)	1:46.32 [11] (0:15.00)	1:31.31 [11] (0:15.08)	1:16.24 [11] (0:15.33)	1:00.91 [9] (0:15.65)	0:45.26 [9] (0:15.82)	0:29.44 [10] (0:15.21)	0:14.22 [12] (0:14.22)
Average Speed [km/h]	37.6	46.2	46.3	46.5	45.3	45.0	48.0	48.0	47.2	46.0	46.0	47.6	50.7
Top Speed [km/h]	47.5	46.7	47.1	47.7	46.1	46.1	48.7	49.6	50.4	46.8	46.9	49.8	51.2
Avg. Dist. to Rail [m]	1.9	0.8	0.8	1.5	1.3	1.0	2.0	0.7	0.9	1.9	1.7	1.0	1.0



- [] Ranking at each section and finish
- :-:- No data available at this section
- NA No data available

Horse/Jockey Name	Mr Vega/B J Borcoskie
Finish Rank	12
Fastest Section Time (Section)	0:14.92 (1400-1200)
Top Speed [km/h] (Section)	50.1 (1200-1000)
Race State	Finished



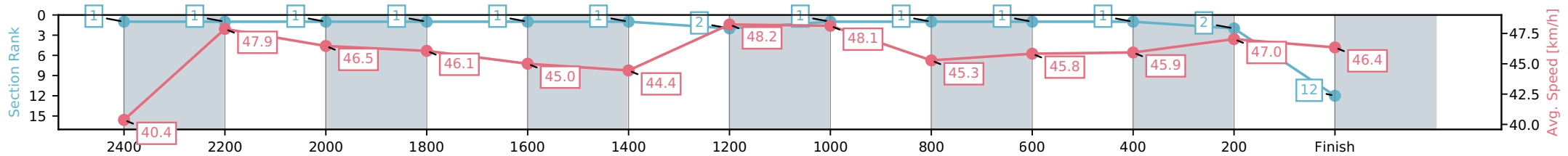
NZ Metropolitan Trotting Club Inc Harness
 Race 4: PLUMBERS NIGHT 26 JUNE - BOOK NOW PACE -
 2600m



07 June 2026 - 1:57PM

Weather: Fine

Section	L2600	L2400	L2200	L2000	L1800	L1600	L1400	L1200	L1000	L800	L600	L400	L200
Section Times	3:25.10 (0:17.65)	3:07.45 [1] (0:15.19)	2:52.26 [1] (0:15.63)	2:36.63 [1] (0:15.63)	2:21.00 [1] (0:16.16)	2:04.84 [1] (0:16.35)	1:48.49 [1] (0:14.92)	1:33.57 [2] (0:15.08)	1:18.49 [1] (0:16.02)	1:02.48 [1] (0:15.72)	0:46.76 [1] (0:15.83)	0:30.93 [1] (0:15.42)	0:15.51 [2] (0:15.51)
Average Speed [km/h]	40.4	47.9	46.5	46.1	45.0	44.4	48.2	48.1	45.3	45.8	45.9	47.0	46.4
Top Speed [km/h]	49.2	49.5	48.4	46.7	46.1	45.6	50.0	50.1	47.7	46.5	46.5	47.7	47.6
Avg. Dist. to Rail [m]	7.0	1.4	1.4	2.3	1.8	1.4	2.7	1.1	1.2	2.1	1.5	1.5	3.2



- [] Ranking at each section and finish
- :-:- No data available at this section
- NA No data available

Horse/Jockey Name	Sadie/M J Williamson
Finish Rank	13
Fastest Section Time (Section)	0:14.69 (200-0)
Top Speed [km/h] (Section)	52.4 (1000-800)
Race State	Finished



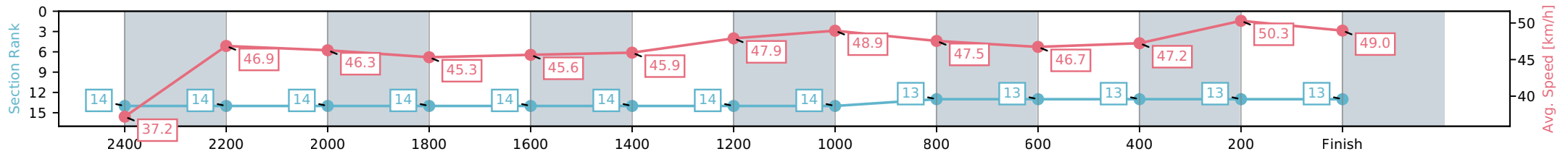
NZ Metropolitan Trotting Club Inc Harness
 Race 4: PLUMBERS NIGHT 26 JUNE - BOOK NOW PACE -
 2600m



07 June 2026 - 1:57PM

Weather: Fine

Section	L2600	L2400	L2200	L2000	L1800	L1600	L1400	L1200	L1000	L800	L600	L400	L200
Section Times	3:25.65 (0:20.03)	3:05.62 [14] (0:15.73)	2:49.89 [14] (0:15.96)	2:33.93 [14] (0:15.89)	2:18.04 [14] (0:16.06)	2:01.99 [14] (0:15.97)	1:46.01 [14] (0:15.03)	1:30.98 [14] (0:14.96)	1:16.03 [14] (0:15.48)	1:00.55 [13] (0:15.41)	0:45.13 [13] (0:15.66)	0:29.48 [13] (0:14.79)	0:14.69 [13] (0:14.69)
Average Speed [km/h]	37.2	46.9	46.3	45.3	45.6	45.9	47.9	48.9	47.5	46.7	47.2	50.3	49.0
Top Speed [km/h]	46.5	47.5	47.9	46.1	46.6	47.3	48.8	51.3	52.4	47.7	48.9	51.5	51.6
Avg. Dist. to Rail [m]	5.7	3.0	3.5	4.5	3.2	2.7	4.7	2.0	3.0	3.8	3.7	5.4	9.9



- [] Ranking at each section and finish
- :-:- No data available at this section
- NA No data available

Horse/Jockey Name	The Captains Lady/W J House
Finish Rank	14
Fastest Section Time (Section)	0:15.37 (2400-2200)
Top Speed [km/h] (Section)	48.9 (2400-2200)
Race State	Finished



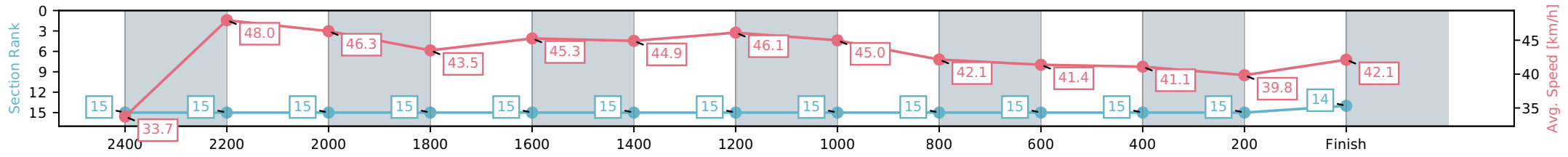
NZ Metropolitan Trotting Club Inc Harness
 Race 4: PLUMBERS NIGHT 26 JUNE - BOOK NOW PACE - 2600m



07 June 2026 - 1:57PM

Weather: Fine

Section	L2600	L2400	L2200	L2000	L1800	L1600	L1400	L1200	L1000	L800	L600	L400	L200
Section Times	3:41.28 (0:21.96)	3:19.32 [15] (0:15.37)	3:03.95 [15] (0:15.66)	2:48.29 [15] (0:16.55)	2:31.73 [15] (0:16.06)	2:15.67 [15] (0:16.23)	1:59.44 [15] (0:15.61)	1:43.84 [15] (0:16.17)	1:27.67 [15] (0:17.24)	1:10.43 [15] (0:17.40)	0:53.02 [15] (0:17.69)	0:35.33 [15] (0:18.31)	0:17.03 [15] (0:17.03)
Average Speed [km/h]	33.7	48.0	46.3	43.5	45.3	44.9	46.1	45.0	42.1	41.4	41.1	39.8	42.1
Top Speed [km/h]	44.9	48.9	47.8	44.7	46.4	45.3	46.6	46.7	43.9	41.8	41.9	42.3	43.3
Avg. Dist. to Rail [m]	13.8	3.6	1.3	1.7	1.6	1.8	3.1	1.3	1.4	1.6	1.5	2.3	5.3



- [] Ranking at each section and finish
- :-:- No data available at this section
- NA No data available

Horse/Jockey Name	Titan/T M Williams
Finish Rank	15
Fastest Section Time (Section)	0:15.08 (1400-1200)
Top Speed [km/h] (Section)	50.3 (1000-800)
Race State	Finished



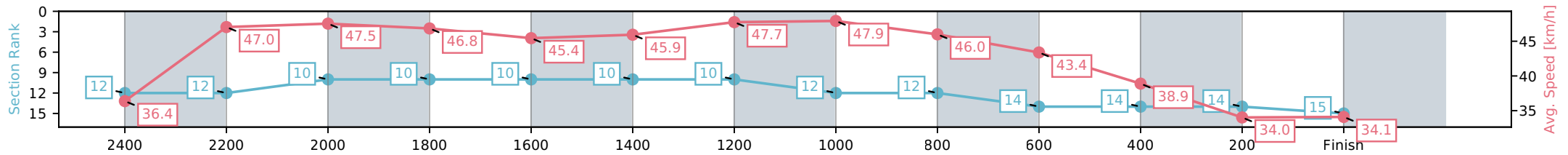
NZ Metropolitan Trotting Club Inc Harness
 Race 4: PLUMBERS NIGHT 26 JUNE - BOOK NOW PACE -
 2600m



07 June 2026 - 1:57PM

Weather: Fine

Section	L2600	L2400	L2200	L2000	L1800	L1600	L1400	L1200	L1000	L800	L600	L400	L200
Section Times	3:42.66 (0:19.68)	3:22.98 [12] (0:15.62)	3:07.36 [12] (0:15.47)	2:51.89 [10] (0:15.37)	2:36.52 [10] (0:16.18)	2:20.34 [10] (0:16.04)	2:04.30 [10] (0:15.08)	1:49.22 [10] (0:15.35)	1:33.87 [12] (0:15.97)	1:17.90 [12] (0:16.60)	1:01.30 [14] (0:18.86)	0:42.44 [14] (0:21.46)	0:20.98 [14] (0:20.98)
Average Speed [km/h]	36.4	47.0	47.5	46.8	45.4	45.9	47.7	47.9	46.0	43.4	38.9	34.0	34.1
Top Speed [km/h]	46.0	48.3	48.8	47.6	46.6	47.1	48.3	50.2	50.3	43.7	42.2	37.2	38.1
Avg. Dist. to Rail [m]	6.0	2.7	2.9	4.2	3.5	3.2	4.4	2.6	2.9	5.3	3.1	2.3	3.5



- [] Ranking at each section and finish
- :-:- No data available at this section
- NA No data available