



NZ Metropolitan Trotting Club Inc Harness
 Race 5: FAHEY FENCE HIRE MOBILE PACE - 1980m
 07 June 2026 - 2:23PM



Weather: Fine

Field Times (Race Tempo) 2:28.36 (0:11.63) 2:16.73 (0:15.09) 2:01.64 (0:15.96) 1:45.67 (0:15.64) 1:30.03 (0:15.42) 1:14.62 (0:15.18) 0:59.44 (0:14.52) 0:44.91 (0:14.99)

Rank	TAB#	Horse	Overall Time	First 400m	Top Speed km/h (Section)	L1980	L1800	L1600	L1400	L1200	L1000	L800	L600
	(BAR#)	Driver	Margin (DT-W)	Last 600m	Fastest Section (Time)	Start - 1800	1800 - 1600	1600 - 1400	1400 - 1200	1200 - 1000	1000 - 800	800 - 600	600 - 400
1	3	Off The Edge	2:28.36	0:28.32	54.0 (1980 - 1800)	2:28.36	2:16.73 [1]	2:01.64 [1]	1:45.67 [1]	1:30.04 [1]	1:14.62 [1]	0:59.44 [1]	0:44.91 [1]
	(3)	John R Dunn		0:44.92	800-600 (0:14.52)	(0:11.63)	(0:15.09)	(0:15.96)	(0:15.64)	(0:15.42)	(0:15.18)	(0:14.52)	(0:14.99)
2	11	Louis	2:28.53	0:29.50	53.3 (1980 - 1800)	2:28.53	2:16.18 [7]	2:00.70 [5]	1:44.97 [5]	1:29.61 [4]	1:14.28 [4]	0:59.05 [4]	0:44.51 [4]
	(11)	R D Close	1.0L (+18)	0:44.50	800-600 (0:14.54)	(0:12.35)	(0:15.47)	(0:15.73)	(0:15.36)	(0:15.33)	(0:15.22)	(0:14.54)	(0:14.99)
3	6	Cheeky Red	2:28.59	0:29.07	52.3 (1980 - 1800)	2:28.59	2:16.53 [4]	2:01.13 [3]	1:45.38 [3]	1:30.02 [2]	1:14.67 [2]	0:59.46 [2]	0:44.91 [2]
	(6)	G D O'Reilly	1.4L (+17)	0:44.90	800-600 (0:14.55)	(0:12.06)	(0:15.40)	(0:15.75)	(0:15.36)	(0:15.35)	(0:15.21)	(0:14.55)	(0:15.01)
4	5	Gimmesomelovin	2:28.62	0:30.17	52.4 (200-0)	2:28.62	2:16.02 [8]	2:00.11 [8]	1:44.40 [8]	1:28.93 [8]	1:13.79 [7]	0:58.63 [7]	0:44.14 [7]
	(5)	K G Cameron	1.5L (+15)	0:44.15	200-0 (0:14.40)	(0:12.60)	(0:15.91)	(0:15.72)	(0:15.47)	(0:15.14)	(0:15.15)	(0:14.49)	(0:15.06)
5	2	Impressive Shard	2:28.71	0:28.76	53.7 (1980 - 1800)	2:28.71	2:16.95 [2]	2:01.56 [2]	1:45.64 [2]	1:30.08 [3]	1:14.62 [3]	0:59.46 [3]	0:44.93 [3]
	(2)	J W Cox	2.0L (+1)	0:44.92	800-600 (0:14.54)	(0:11.76)	(0:15.39)	(0:15.92)	(0:15.56)	(0:15.46)	(0:15.16)	(0:14.54)	(0:14.97)
6	12	Harry Belafonte	2:28.75	0:30.70	52.6 (400-200)	2:28.75	2:15.82 [12]	1:59.87 [10]	1:44.12 [9]	1:28.80 [9]	1:13.47 [9]	0:58.28 [9]	0:43.81 [9]
	(U1)	S R McNally	2.2L (+20)	0:43.81	400-200 (0:14.40)	(0:12.93)	(0:15.96)	(0:15.74)	(0:15.33)	(0:15.32)	(0:15.19)	(0:14.47)	(0:15.00)
7	4	Miracle Memphis	2:28.91	0:29.78	52.2 (1980 - 1800)	2:28.91	2:16.58 [5]	2:00.74 [7]	1:45.01 [6]	1:29.66 [6]	1:14.34 [6]	0:59.12 [6]	0:44.58 [6]
	(4)	O G Thornley	3.2L (+18)	0:44.58	800-600 (0:14.54)	(0:12.32)	(0:15.85)	(0:15.72)	(0:15.35)	(0:15.32)	(0:15.22)	(0:14.54)	(0:15.00)
8	7	Ultimate Perfection	2:28.93	0:30.90	52.0 (200-0)	2:28.93	2:16.10 [10]	1:59.61 [11]	1:43.95 [11]	1:28.60 [11]	1:13.35 [10]	0:58.31 [10]	0:43.79 [10]
	(7)	M J Williamson	3.3L (+3)	0:43.79	200-0 (0:14.50)	(0:12.83)	(0:16.48)	(0:15.66)	(0:15.35)	(0:15.24)	(0:15.05)	(0:14.51)	(0:14.73)
9	1	The Highlander	2:28.99	0:29.10	52.6 (1980 - 1800)	2:28.99	2:16.98 [3]	2:01.50 [4]	1:45.52 [4]	1:30.00 [5]	1:14.55 [5]	0:59.49 [5]	0:44.88 [5]
	(1)	S E O'Reilly	3.6L (+0)	0:44.88	800-600 (0:14.61)	(0:12.01)	(0:15.48)	(0:15.98)	(0:15.52)	(0:15.45)	(0:15.06)	(0:14.61)	(0:14.98)
10	10	Doctor Tim	2:29.00	0:29.85	51.3 (1980 - 1800)	2:29.00	2:16.33 [9]	2:00.86 [6]	1:45.07 [7]	1:29.53 [7]	1:14.14 [8]	0:58.92 [8]	0:44.48 [8]
	(10)	W J House	3.7L (+1)	0:44.49	800-600 (0:14.44)	(0:12.67)	(0:15.47)	(0:15.79)	(0:15.54)	(0:15.40)	(0:15.22)	(0:14.44)	(0:14.91)

Report Created: Sun 07 June 2026

(Note: Races are conducted over an approximate distance as close as possible to the advertised distance, and recorded data may vary accordingly. Official times refer to race times only and do not include handicap times.)

[] Position in running at each section and finish TAB# Saddle cloth number

[] Fastest split

:-:-- No data available at this section

BAR# Barrier/Gate Position

■ Fastest section

NA No data available

DNF Did not finish

DNT Did not track

DT-W Distance travelled compared to winner in metres



NZ Metropolitan Trotting Club Inc Harness
 Race 5: FAHEY FENCE HIRE MOBILE PACE - 1980m
 07 June 2026 - 2:23PM



Weather: Fine

Field Times (Race Tempo) 2:28.36 (0:11.63) 2:16.73 (0:15.09) 2:01.64 (0:15.96) 1:45.67 (0:15.64) 1:30.03 (0:15.42) 1:14.62 (0:15.18) 0:59.44 (0:14.52) 0:44.91 (0:14.99)

Rank	TAB#	Horse	Overall Time	First 400m	Top Speed km/h (Section)	L1980	L1800	L1600	L1400	L1200	L1000	L800	L600
	(BAR#)	Driver	Margin (DT-W)	Last 600m	Fastest Section (Time)	Start - 1800	1800 - 1600	1600 - 1400	1400 - 1200	1200 - 1000	1000 - 800	800 - 600	600 - 400
11	9	Wavewatcher	2:29.24	0:31.22	51.7 (200-0)	2:29.24	2:16.39 [11]	1:59.60 [12]	1:44.29 [10]	1:28.95 [10]	1:13.63 [11]	0:58.40 [11]	0:43.96 [11]
	(9)	R D Holmes	5.1L (+18)	0:43.95	800-600 (0:14.44)	(0:12.85)	(0:16.80)	(0:15.31)	(0:15.34)	(0:15.32)	(0:15.23)	(0:14.44)	(0:14.95)
12	8	Shades Of Robyn	2:34.64	0:30.38	51.2 (1980 - 1800)	2:34.64	2:22.30 [6]	2:06.02 [9]	1:49.30 [12]	1:33.93 [12]	1:18.48 [12]	1:03.50 [12]	0:48.86 [12]
	(8)	K A Butt	35.9L (+14)	0:48.86	800-600 (0:14.65)	(0:12.34)	(0:16.29)	(0:16.72)	(0:15.37)	(0:15.45)	(0:14.97)	(0:14.65)	(0:15.13)

Report Created: Sun 07 June 2026

(Note: Races are conducted over an approximate distance as close as possible to the advertised distance, and recorded data may vary accordingly. Official times refer to race times only and do not include handicap times.)

[] Position in running at each section and finish TAB# Saddle cloth number
 -:-:- No data available at this section BAR# Barrier/Gate Position
 NA No data available DNF Did not finish
 DNT Did not track DT-W Distance travelled compared to winner in metres

Fastest split
 Fastest section



NZ Metropolitan Trotting Club Inc Harness
 Race 5: FAHEY FENCE HIRE MOBILE PACE - 1980m
 07 June 2026 - 2:23PM



Weather: Fine

Field Times 0:29.92 0:15.08
 (Race Tempo) (0:14.85) (0:15.08)

Rank	TAB#	Horse	Overall Time	First 400m	Top Speed km/h (Section)	L400	L200						
	(BAR#)	Driver	Margin (DT-W)	Last 600m	Fastest Section (Time)	400 - 200	200 - Finish						
1	3	Off The Edge	2:28.36	0:28.32	54.0 (1980 - 1800)	0:29.92 [1]	0:15.08 [1]						
	(3)	John R Dunn		0:44.92	800-600 (0:14.52)	(0:14.85)	(0:15.08)						
2	11	Louis	2:28.53	0:29.50	53.3 (1980 - 1800)	0:29.52 [4]	0:14.89 [2]						
	(11)	R D Close	1.0L (+18)	0:44.50	800-600 (0:14.54)	(0:14.62)	(0:14.89)						
3	6	Cheeky Red	2:28.59	0:29.07	52.3 (1980 - 1800)	0:29.89 [2]	0:14.94 [3]						
	(6)	G D O'Reilly	1.4L (+17)	0:44.90	800-600 (0:14.55)	(0:14.95)	(0:14.94)						
4	5	Gimmesomelovin	2:28.62	0:30.17	52.4 (200-0)	0:29.08 [8]	0:14.40 [8]						
	(5)	K G Cameron	1.5L (+15)	0:44.15	200-0 (0:14.40)	(0:14.69)	(0:14.40)						
5	2	Impressive Shard	2:28.71	0:28.76	53.7 (1980 - 1800)	0:29.95 [3]	0:15.05 [4]						
	(2)	J W Cox	2.0L (+1)	0:44.92	800-600 (0:14.54)	(0:14.90)	(0:15.05)						
6	12	Harry Belafonte	2:28.75	0:30.70	52.6 (400-200)	0:28.81 [10]	0:14.41 [9]						
	(U1)	S R McNally	2.2L (+20)	0:43.81	400-200 (0:14.40)	(0:14.40)	(0:14.41)						
7	4	Miracle Memphis	2:28.91	0:29.78	52.2 (1980 - 1800)	0:29.58 [6]	0:14.79 [6]						
	(4)	O G Thornley	3.2L (+18)	0:44.58	800-600 (0:14.54)	(0:14.79)	(0:14.79)						
8	7	Ultimate Perfection	2:28.93	0:30.90	52.0 (200-0)	0:29.07 [9]	0:14.50 [10]						
	(7)	M J Williamson	3.3L (+3)	0:43.79	200-0 (0:14.50)	(0:14.56)	(0:14.50)						
9	1	The Highlander	2:28.99	0:29.10	52.6 (1980 - 1800)	0:29.90 [5]	0:15.01 [5]						
	(1)	S E O'Reilly	3.6L (+0)	0:44.88	800-600 (0:14.61)	(0:14.89)	(0:15.01)						
10	10	Doctor Tim	2:29.00	0:29.85	51.3 (1980 - 1800)	0:29.57 [7]	0:14.86 [7]						
	(10)	W J House	3.7L (+1)	0:44.49	800-600 (0:14.44)	(0:14.72)	(0:14.86)						

Report Created: Sun 07 June 2026

(Note: Races are conducted over an approximate distance as close as possible to the advertised distance, and recorded data may vary accordingly. Official times refer to race times only and do not include handicap times.)

[] Position in running at each section and finish TAB# Saddle cloth number
 -:-:- No data available at this section BAR# Barrier/Gate Position
 NA No data available DNF Did not finish
 DNT Did not track DT-W Distance travelled compared to winner in metres

Fastest split
 Fastest section



NZ Metropolitan Trotting Club Inc Harness
 Race 5: FAHEY FENCE HIRE MOBILE PACE - 1980m
 07 June 2026 - 2:23PM



Weather: Fine

Field Times 0:29.92 0:15.08
 (Race Tempo) (0:14.85) (0:15.08)

Rank	TAB#	Horse	Overall Time	First 400m	Top Speed km/h (Section)	L400	L200						
	(BAR#)	Driver	Margin (DT-W)	Last 600m	Fastest Section (Time)	400 - 200	200 - Finish						
11	9	Wavewatcher	2:29.24	0:31.22	51.7 (200-0)	0:29.01 [11]	0:14.48 [11]						
	(9)	R D Holmes	5.1L (+18)	0:43.95	800-600 (0:14.44)	(0:14.52)	(0:14.48)						
12	8	Shades Of Robyn	2:34.64	0:30.38	51.2 (1980 - 1800)	0:33.73 [12]	0:17.78 [12]						
	(8)	K A Butt	35.9L (+14)	0:48.86	800-600 (0:14.65)	(0:15.95)	(0:17.78)						

Report Created: Sun 07 June 2026

(Note: Races are conducted over an approximate distance as close as possible to the advertised distance, and recorded data may vary accordingly. Official times refer to race times only and do not include handicap times.)

- [] Position in running at each section and finish TAB# Saddle cloth number
- :-:-- No data available at this section BAR# Barrier/Gate Position
- NA No data available DNF Did not finish
- DNT Did not track DT-W Distance travelled compared to winner in metres

- Fastest split
- Fastest section

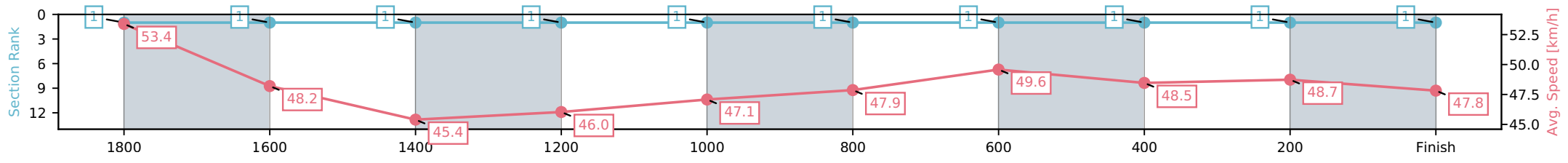
Horse/Jockey Name	Off The Edge/John R Dunn
Finish Rank	1
Fastest Section Time (Section)	0:14.52 (800-600)
Top Speed [km/h] (Section)	54.0 (1980 - 1800)
Race State	Finished



NZ Metropolitan Trotting Club Inc Harness
 Race 5: FAHEY FENCE HIRE MOBILE PACE - 1980m
 07 June 2026 - 2:23PM
 Weather: Fine



Section	L1980	L1800	L1600	L1400	L1200	L1000	L800	L600	L400	L200
Section Times	2:28.36 (0:11.63)	2:16.73 [1] (0:15.09)	2:01.64 [1] (0:15.96)	1:45.67 [1] (0:15.64)	1:30.04 [1] (0:15.42)	1:14.62 [1] (0:15.18)	0:59.44 [1] (0:14.52)	0:44.91 [1] (0:14.99)	0:29.92 [1] (0:14.85)	0:15.08 [1] (0:15.08)
Average Speed [km/h]	53.4	48.2	45.4	46.0	47.1	47.9	49.6	48.5	48.7	47.8
Top Speed [km/h]	54.0	52.3	46.3	46.4	48.3	48.9	49.8	49.3	49.8	49.7
Avg. Dist. to Rail [m]	5.0	2.2	1.1	3.8	1.2	1.4	2.2	1.6	1.1	4.1



[] Ranking at each section and finish
 -:-:- No data available at this section
 NA No data available

Horse/Jockey Name	Louis/R D Close
Finish Rank	2
Fastest Section Time (Section)	0:14.54 (800-600)
Top Speed [km/h] (Section)	53.3 (1980 - 1800)
Race State	Finished



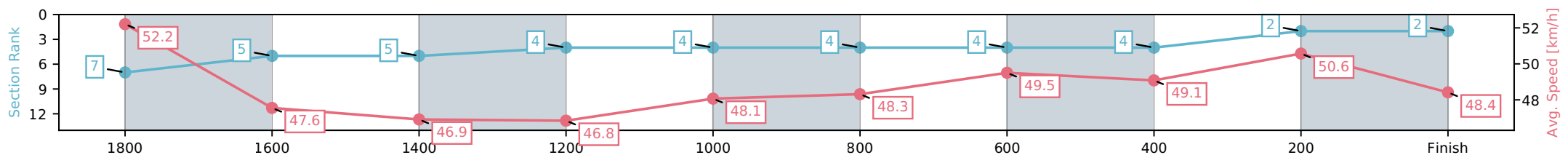
NZ Metropolitan Trotting Club Inc Harness
 Race 5: FAHEY FENCE HIRE MOBILE PACE - 1980m



07 June 2026 - 2:23PM

Weather: Fine

Section	L1980	L1800	L1600	L1400	L1200	L1000	L800	L600	L400	L200
Section Times	2:28.53 (0:12.35)	2:16.18 [7] (0:15.47)	2:00.70 [5] (0:15.73)	1:44.97 [5] (0:15.36)	1:29.61 [4] (0:15.33)	1:14.28 [4] (0:15.22)	0:59.05 [4] (0:14.54)	0:44.51 [4] (0:14.99)	0:29.52 [4] (0:14.62)	0:14.89 [2] (0:14.89)
Average Speed [km/h]	52.2	47.6	46.9	46.8	48.1	48.3	49.5	49.1	50.6	48.4
Top Speed [km/h]	53.3	51.2	47.5	47.3	49.3	49.4	49.7	49.7	51.1	50.2
Avg. Dist. to Rail [m]	3.8	3.3	3.3	5.9	3.0	3.1	3.7	3.2	4.3	7.4



[] Ranking at each section and finish
 -:-:- No data available at this section
 NA No data available

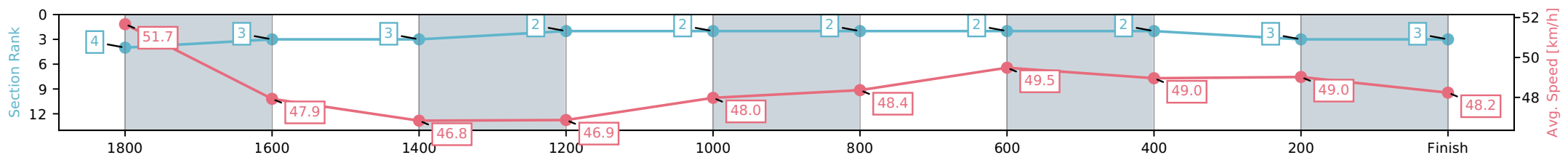
Horse/Jockey Name	Cheeky Red/G D O'Reilly
Finish Rank	3
Fastest Section Time (Section)	0:14.55 (800-600)
Top Speed [km/h] (Section)	52.3 (1980 - 1800)
Race State	Finished



NZ Metropolitan Trotting Club Inc Harness
 Race 5: FAHEY FENCE HIRE MOBILE PACE - 1980m
 07 June 2026 - 2:23PM
 Weather: Fine



Section	L1980	L1800	L1600	L1400	L1200	L1000	L800	L600	L400	L200
Section Times	2:28.59 (0:12.06)	2:16.53 [4] (0:15.40)	2:01.13 [3] (0:15.75)	1:45.38 [3] (0:15.36)	1:30.02 [2] (0:15.35)	1:14.67 [2] (0:15.21)	0:59.46 [2] (0:14.55)	0:44.91 [2] (0:15.01)	0:29.89 [2] (0:14.95)	0:14.94 [3] (0:14.94)
Average Speed [km/h]	51.7	47.9	46.8	46.9	48.0	48.4	49.5	49.0	49.0	48.2
Top Speed [km/h]	52.3	50.4	47.5	47.2	49.0	49.1	50.0	49.5	49.4	49.1
Avg. Dist. to Rail [m]	8.4	4.2	3.2	5.6	2.9	2.9	3.5	3.1	2.7	5.1



[] Ranking at each section and finish
 -:-:- No data available at this section
 NA No data available

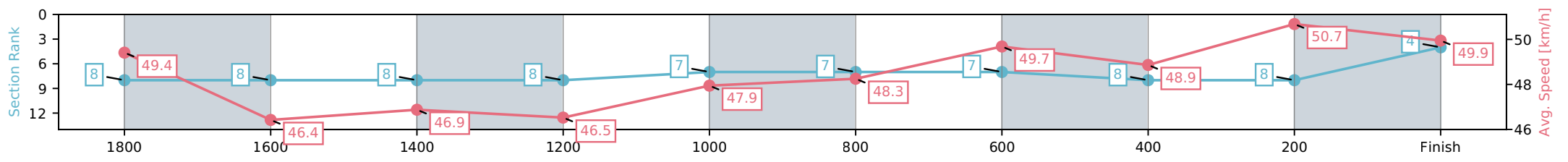
Horse/Jockey Name	Gimmesomelovin/K G Cameron
Finish Rank	4
Fastest Section Time (Section)	0:14.40 (200-0)
Top Speed [km/h] (Section)	52.4 (200-0)
Race State	Finished



NZ Metropolitan Trotting Club Inc Harness
 Race 5: FAHEY FENCE HIRE MOBILE PACE - 1980m
 07 June 2026 - 2:23PM
 Weather: Fine



Section	L1980	L1800	L1600	L1400	L1200	L1000	L800	L600	L400	L200
Section Times	2:28.62 (0:12.60)	2:16.02 [8] (0:15.91)	2:00.11 [8] (0:15.72)	1:44.40 [8] (0:15.47)	1:28.93 [8] (0:15.14)	1:13.79 [7] (0:15.15)	0:58.63 [7] (0:14.49)	0:44.14 [7] (0:15.06)	0:29.08 [8] (0:14.69)	0:14.40 [8] (0:14.40)
Average Speed [km/h]	49.4	46.4	46.9	46.5	47.9	48.3	49.7	48.9	50.7	49.9
Top Speed [km/h]	50.8	48.0	47.7	47.4	49.0	49.9	50.1	49.7	52.2	52.4
Avg. Dist. to Rail [m]	7.2	4.2	3.0	4.9	1.2	2.3	2.9	2.8	5.4	8.7



[] Ranking at each section and finish
 -:-:- No data available at this section
 NA No data available

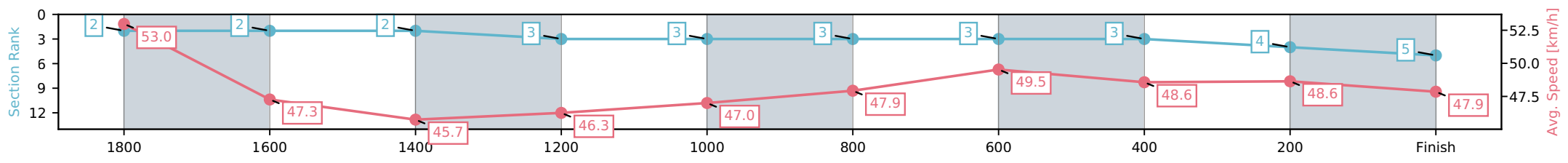
Horse/Jockey Name	Impressive Shard/J W Cox
Finish Rank	5
Fastest Section Time (Section)	0:14.54 (800-600)
Top Speed [km/h] (Section)	53.7 (1980 - 1800)
Race State	Finished



NZ Metropolitan Trotting Club Inc Harness
 Race 5: FAHEY FENCE HIRE MOBILE PACE - 1980m
 07 June 2026 - 2:23PM
 Weather: Fine



Section	L1980	L1800	L1600	L1400	L1200	L1000	L800	L600	L400	L200
Section Times	2:28.71 (0:11.76)	2:16.95 [2] (0:15.39)	2:01.56 [2] (0:15.92)	1:45.64 [2] (0:15.56)	1:30.08 [3] (0:15.46)	1:14.62 [3] (0:15.16)	0:59.46 [3] (0:14.54)	0:44.93 [3] (0:14.97)	0:29.95 [3] (0:14.90)	0:15.05 [4] (0:15.05)
Average Speed [km/h]	53.0	47.3	45.7	46.3	47.0	47.9	49.5	48.6	48.6	47.9
Top Speed [km/h]	53.7	50.7	46.5	46.7	48.4	48.8	50.0	49.5	49.4	49.5
Avg. Dist. to Rail [m]	3.2	1.8	1.6	4.0	1.2	1.4	1.9	1.6	1.2	1.9



[] Ranking at each section and finish
 -:-:- No data available at this section
 NA No data available

Horse/Jockey Name	Harry Belafonte/S R McNally
Finish Rank	6
Fastest Section Time (Section)	0:14.40 (400-200)
Top Speed [km/h] (Section)	52.6 (400-200)
Race State	Finished



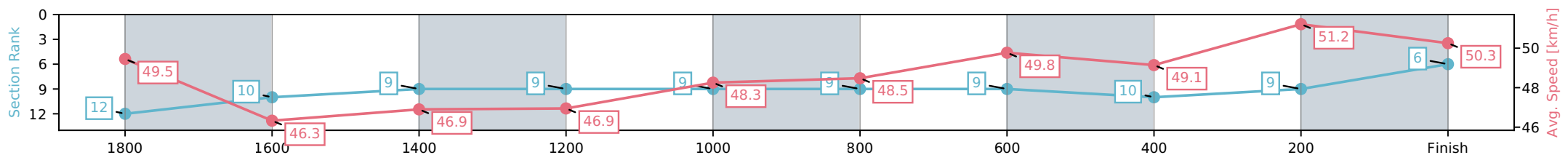
NZ Metropolitan Trotting Club Inc Harness
 Race 5: FAHEY FENCE HIRE MOBILE PACE - 1980m



07 June 2026 - 2:23PM

Weather: Fine

Section	L1980	L1800	L1600	L1400	L1200	L1000	L800	L600	L400	L200
Section Times	2:28.75 (0:12.93)	2:15.82 [12] (0:15.96)	1:59.87 [10] (0:15.74)	1:44.12 [9] (0:15.33)	1:28.80 [9] (0:15.32)	1:13.47 [9] (0:15.19)	0:58.28 [9] (0:14.47)	0:43.81 [9] (0:15.00)	0:28.81 [10] (0:14.40)	0:14.41 [9] (0:14.41)
Average Speed [km/h]	49.5	46.3	46.9	46.9	48.3	48.5	49.8	49.1	51.2	50.3
Top Speed [km/h]	50.2	48.0	47.4	47.8	49.7	50.2	50.3	49.9	52.6	52.0
Avg. Dist. to Rail [m]	8.4	4.4	3.4	6.0	3.3	3.2	3.8	3.4	3.9	8.7



[] Ranking at each section and finish
 -:-:- No data available at this section
 NA No data available

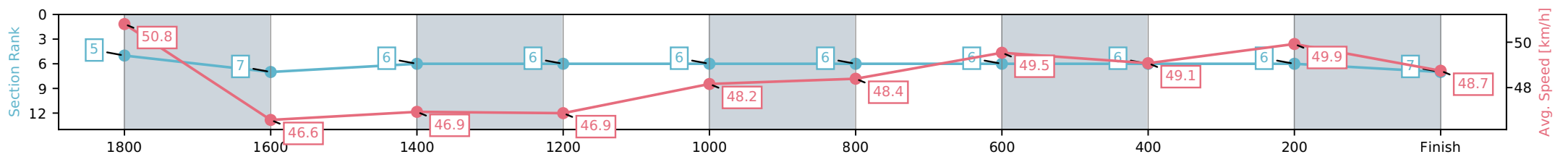
Horse/Jockey Name	Miracle Memphis/O G Thornley
Finish Rank	7
Fastest Section Time (Section)	0:14.54 (800-600)
Top Speed [km/h] (Section)	52.2 (1980 - 1800)
Race State	Finished



NZ Metropolitan Trotting Club Inc Harness
 Race 5: FAHEY FENCE HIRE MOBILE PACE - 1980m
 07 June 2026 - 2:23PM
 Weather: Fine



Section	L1980	L1800	L1600	L1400	L1200	L1000	L800	L600	L400	L200
Section Times	2:28.91 (0:12.32)	2:16.58 [5] (0:15.85)	2:00.74 [7] (0:15.72)	1:45.01 [6] (0:15.35)	1:29.66 [6] (0:15.32)	1:14.34 [6] (0:15.22)	0:59.12 [6] (0:14.54)	0:44.58 [6] (0:15.00)	0:29.58 [6] (0:14.79)	0:14.79 [6] (0:14.79)
Average Speed [km/h]	50.8	46.6	46.9	46.9	48.2	48.4	49.5	49.1	49.9	48.7
Top Speed [km/h]	52.2	48.6	47.6	47.4	49.5	49.8	50.0	49.7	50.2	50.2
Avg. Dist. to Rail [m]	5.9	4.1	3.3	5.9	3.1	3.2	3.7	3.3	4.2	7.3



[] Ranking at each section and finish
 -:-:- No data available at this section
 NA No data available

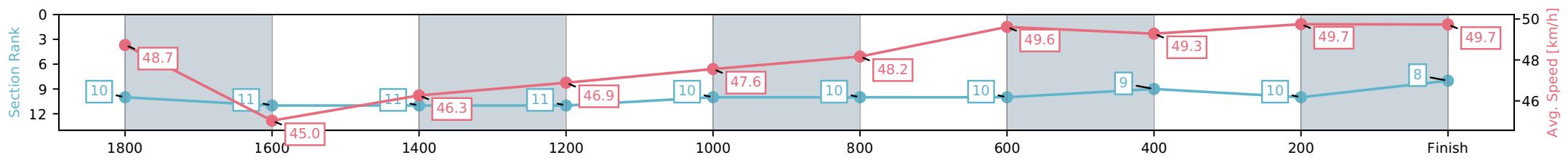
Horse/Jockey Name	Ultimate Perfection/M J Williamson
Finish Rank	8
Fastest Section Time (Section)	0:14.50 (200-0)
Top Speed [km/h] (Section)	52.0 (200-0)
Race State	Finished



NZ Metropolitan Trotting Club Inc Harness
 Race 5: FAHEY FENCE HIRE MOBILE PACE - 1980m
 07 June 2026 - 2:23PM
 Weather: Fine



Section	L1980	L1800	L1600	L1400	L1200	L1000	L800	L600	L400	L200
Section Times	2:28.93 (0:12.83)	2:16.10 [10] (0:16.48)	1:59.61 [11] (0:15.66)	1:43.95 [11] (0:15.35)	1:28.60 [11] (0:15.24)	1:13.35 [10] (0:15.05)	0:58.31 [10] (0:14.51)	0:43.79 [10] (0:14.73)	0:29.07 [9] (0:14.56)	0:14.50 [10] (0:14.50)
Average Speed [km/h]	48.7	45.0	46.3	46.9	47.6	48.2	49.6	49.3	49.7	49.7
Top Speed [km/h]	50.6	46.3	46.9	47.4	48.8	49.9	50.2	49.7	51.9	52.0
Avg. Dist. to Rail [m]	10.5	5.4	1.0	3.6	1.0	1.1	2.1	1.4	1.1	3.1



[] Ranking at each section and finish
 -:-:- No data available at this section
 NA No data available

Horse/Jockey Name	The Highlander/S E O'Reilly
Finish Rank	9
Fastest Section Time (Section)	0:14.61 (800-600)
Top Speed [km/h] (Section)	52.6 (1980 - 1800)
Race State	Finished



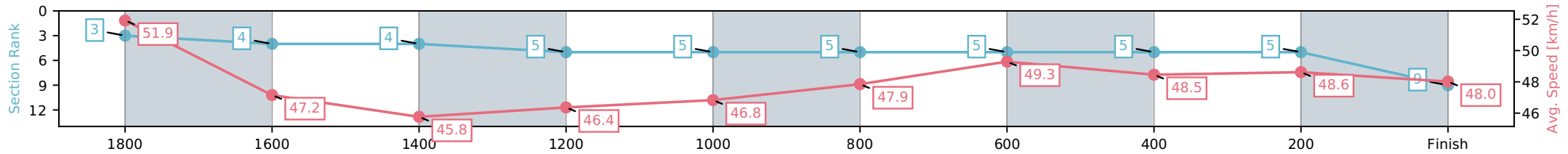
NZ Metropolitan Trotting Club Inc Harness
 Race 5: FAHEY FENCE HIRE MOBILE PACE - 1980m



07 June 2026 - 2:23PM

Weather: Fine

Section	L1980	L1800	L1600	L1400	L1200	L1000	L800	L600	L400	L200
Section Times	2:28.99 (0:12.01)	2:16.98 [3] (0:15.48)	2:01.50 [4] (0:15.98)	1:45.52 [4] (0:15.52)	1:30.00 [5] (0:15.45)	1:14.55 [5] (0:15.06)	0:59.49 [5] (0:14.61)	0:44.88 [5] (0:14.98)	0:29.90 [5] (0:14.89)	0:15.01 [5] (0:15.01)
Average Speed [km/h]	51.9	47.2	45.8	46.4	46.8	47.9	49.3	48.5	48.6	48.0
Top Speed [km/h]	52.6	50.0	46.7	47.1	48.6	49.1	50.3	49.3	49.8	50.0
Avg. Dist. to Rail [m]	1.6	2.0	2.0	3.7	0.8	0.5	1.3	1.5	0.9	0.9



- [] Ranking at each section and finish
- :-:- No data available at this section
- NA No data available

Horse/Jockey Name	Doctor Tim/W J House
Finish Rank	10
Fastest Section Time (Section)	0:14.44 (800-600)
Top Speed [km/h] (Section)	51.3 (1980 - 1800)
Race State	Finished



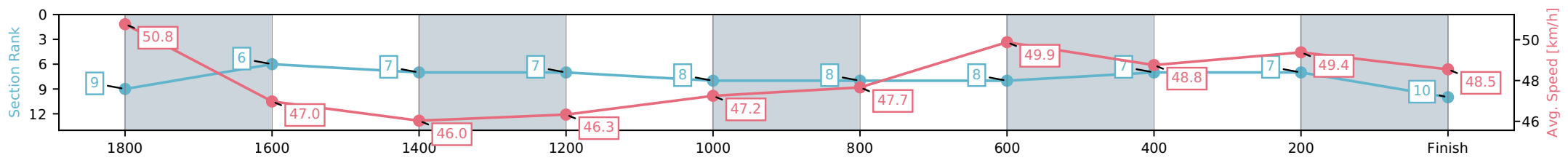
NZ Metropolitan Trotting Club Inc Harness
 Race 5: FAHEY FENCE HIRE MOBILE PACE - 1980m



07 June 2026 - 2:23PM

Weather: Fine

Section	L1980	L1800	L1600	L1400	L1200	L1000	L800	L600	L400	L200
Section Times	2:29.00 (0:12.67)	2:16.33 [9] (0:15.47)	2:00.86 [6] (0:15.79)	1:45.07 [7] (0:15.54)	1:29.53 [7] (0:15.40)	1:14.14 [8] (0:15.22)	0:58.92 [8] (0:14.44)	0:44.48 [8] (0:14.91)	0:29.57 [7] (0:14.72)	0:14.86 [7] (0:14.86)
Average Speed [km/h]	50.8	47.0	46.0	46.3	47.2	47.7	49.9	48.8	49.4	48.5
Top Speed [km/h]	51.3	50.1	46.4	46.7	48.9	49.1	50.6	49.7	50.9	50.7
Avg. Dist. to Rail [m]	1.7	1.6	1.4	3.9	1.4	1.2	1.8	1.6	2.0	5.2



- [] Ranking at each section and finish
- :-:- No data available at this section
- NA No data available

Horse/Jockey Name	Wavewatcher/R D Holmes
Finish Rank	11
Fastest Section Time (Section)	0:14.44 (800-600)
Top Speed [km/h] (Section)	51.7 (200-0)
Race State	Finished



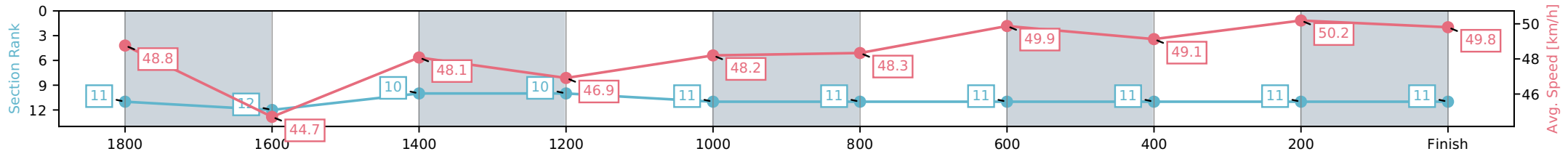
NZ Metropolitan Trotting Club Inc Harness
 Race 5: FAHEY FENCE HIRE MOBILE PACE - 1980m



07 June 2026 - 2:23PM

Weather: Fine

Section	L1980	L1800	L1600	L1400	L1200	L1000	L800	L600	L400	L200
Section Times	2:29.24 (0:12.85)	2:16.39 [11] (0:16.80)	1:59.60 [12] (0:15.31)	1:44.29 [10] (0:15.34)	1:28.95 [10] (0:15.32)	1:13.63 [11] (0:15.23)	0:58.40 [11] (0:14.44)	0:43.96 [11] (0:14.95)	0:29.01 [11] (0:14.52)	0:14.48 [11] (0:14.48)
Average Speed [km/h]	48.8	44.7	48.1	46.9	48.2	48.3	49.9	49.1	50.2	49.8
Top Speed [km/h]	50.9	46.5	48.8	47.8	49.4	50.4	50.3	49.8	51.4	51.7
Avg. Dist. to Rail [m]	13.8	7.1	3.0	5.9	3.1	3.2	3.9	3.1	2.1	3.9



- [] Ranking at each section and finish
- :-:- No data available at this section
- NA No data available

Horse/Jockey Name	Shades Of Robyn/K A Butt
Finish Rank	12
Fastest Section Time (Section)	0:14.65 (800-600)
Top Speed [km/h] (Section)	51.2 (1980 - 1800)
Race State	Finished



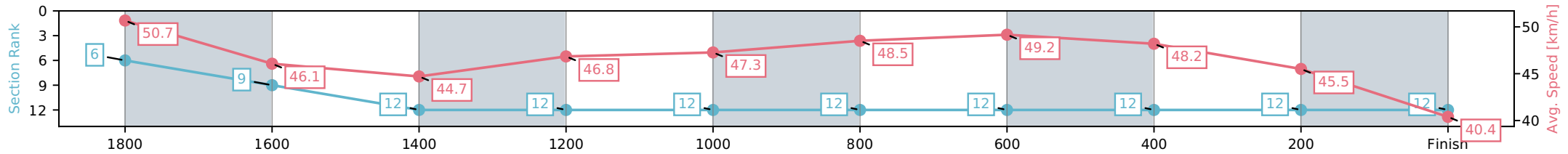
NZ Metropolitan Trotting Club Inc Harness
 Race 5: FAHEY FENCE HIRE MOBILE PACE - 1980m



07 June 2026 - 2:23PM

Weather: Fine

Section	L1980	L1800	L1600	L1400	L1200	L1000	L800	L600	L400	L200
Section Times	2:34.64 (0:12.34)	2:22.30 [6] (0:16.29)	2:06.02 [9] (0:16.72)	1:49.30 [12] (0:15.37)	1:33.93 [12] (0:15.45)	1:18.48 [12] (0:14.97)	1:03.50 [12] (0:14.65)	0:48.86 [12] (0:15.13)	0:33.73 [12] (0:15.95)	0:17.78 [12] (0:17.78)
Average Speed [km/h]	50.7	46.1	44.7	46.8	47.3	48.5	49.2	48.2	45.5	40.4
Top Speed [km/h]	51.2	49.9	47.1	47.9	48.0	49.6	49.7	49.3	46.6	43.8
Avg. Dist. to Rail [m]	12.4	6.7	4.8	6.0	2.0	1.4	2.6	2.2	1.6	3.7



- [] Ranking at each section and finish
- :-:- No data available at this section
- NA No data available