



NZ Metropolitan Trotting Club Inc Harness

Race 6: ROAD METALS TROT - 2600m

07 June 2026 - 2:48PM



Weather: Fine

Field Times	3:23.15	3:06.20	2:51.52	2:36.16	2:20.38	2:03.62	1:47.56	1:31.75
(Race Tempo)	(0:16.95)	(0:14.68)	(0:15.37)	(0:15.78)	(0:16.76)	(0:16.06)	(0:15.80)	(0:15.85)

Rank	TAB#	Horse	Overall Time	First 400m	Top Speed km/h (Section)	L2600	L2400	L2200	L2000	L1800	L1600	L1400	L1200
	(BAR#)	Driver	Margin (DT-W)	Last 600m	Fastest Section (Time)	Start - 2400	2400 - 2200	2200 - 2000	2000 - 1800	1800 - 1600	1600 - 1400	1400 - 1200	1200 - 1000
1	8	Calmbeforethestorm	3:23.15	0:33.50	50.6 (200-0)	3:23.15	3:05.01 [8]	2:49.66 [8]	2:34.42 [8]	2:18.86 [7]	2:02.60 [5]	1:46.72 [5]	1:31.07 [5]
	(8)	G D O'Reilly		0:45.18	400-200 (0:14.79)	(0:18.14)	(0:15.36)	(0:15.24)	(0:15.55)	(0:16.26)	(0:15.88)	(0:15.65)	(0:15.80)
2	7	Waihemo Hannah	3:23.21	0:32.97	50.1 (2200-2000)	3:23.21	3:05.48 [6]	2:50.24 [6]	2:34.86 [6]	2:19.30 [5]	2:03.07 [3]	1:47.16 [3]	1:31.53 [2]
	(7)	John R Dunn	0.4L (-4)	0:45.61	800-600 (0:14.86)	(0:17.73)	(0:15.24)	(0:15.38)	(0:15.57)	(0:16.22)	(0:15.91)	(0:15.63)	(0:15.82)
3	13	Florence The Machine	3:23.27	0:33.77	50.8 (2200-2000)	3:23.27	3:04.65 [9]	2:49.50 [10]	2:34.24 [10]	2:18.69 [9]	2:02.43 [7]	1:46.55 [7]	1:30.89 [6]
	(U3)	M J Williamson	0.7L (+1)	0:45.00	400-200 (0:14.69)	(0:18.62)	(0:15.15)	(0:15.26)	(0:15.55)	(0:16.26)	(0:15.88)	(0:15.66)	(0:15.76)
4	3	Tessamae	3:23.28	0:32.74	52.1 (200-0)	3:23.28	3:05.69 [5]	2:50.54 [5]	2:35.06 [5]	2:19.16 [6]	2:02.40 [8]	1:46.35 [8]	1:30.57 [9]
	(3)	B J Borcoskie	0.7L (-19)	0:44.54	200-0 (0:14.56)	(0:17.59)	(0:15.15)	(0:15.49)	(0:15.89)	(0:16.77)	(0:16.04)	(0:15.79)	(0:15.84)
5	4	Alotoftrouble	3:23.65	0:32.08	51.4 (2200-2000)	3:23.65	3:06.45 [4]	2:51.57 [4]	2:36.66 [1]	2:20.88 [1]	2:04.12 [1]	1:48.06 [1]	1:32.25 [1]
	(4)	J W Cox	2.9L (-18)	0:46.18	2400-2200 (0:14.88)	(0:17.20)	(0:14.88)	(0:14.91)	(0:15.78)	(0:16.76)	(0:16.06)	(0:15.80)	(0:15.85)
6	12	Switch On	3:24.34	0:33.73	50.6 (2200-2000)	3:24.34	3:05.54 [10]	2:50.62 [9]	2:35.45 [9]	2:19.55 [10]	2:02.84 [11]	1:47.03 [11]	1:31.35 [10]
	(U2)	S J Ottley	6.8L (-4)	0:45.47	800-600 (0:14.83)	(0:18.80)	(0:14.93)	(0:15.16)	(0:15.90)	(0:16.71)	(0:15.80)	(0:15.68)	(0:15.75)
7	11	Terry Webster	3:24.39	0:34.66	51.8 (400-200)	3:24.39	3:04.84 [11]	2:49.73 [11]	2:34.90 [11]	2:19.48 [11]	2:03.24 [9]	1:47.37 [9]	1:31.69 [8]
	(U1)	M B Holbrough	7.1L (+5)	0:45.81	400-200 (0:14.76)	(0:19.55)	(0:15.11)	(0:14.83)	(0:15.42)	(0:16.24)	(0:15.87)	(0:15.68)	(0:15.76)
8	1	MM Sunshine	3:24.79	0:32.06	50.2 (2400-2200)	3:24.79	3:07.59 [3]	2:52.73 [3]	2:36.91 [4]	2:21.00 [4]	2:04.23 [6]	1:48.17 [6]	1:32.39 [7]
	(1)	R D Holmes	9.4L (-22)	0:46.34	2400-2200 (0:14.86)	(0:17.20)	(0:14.86)	(0:15.82)	(0:15.91)	(0:16.78)	(0:16.06)	(0:15.78)	(0:15.84)
9	2	Della's Fella	3:24.94	0:33.15	50.3 (200-0)	3:24.94	3:07.16 [7]	2:51.79 [7]	2:36.38 [7]	2:20.47 [8]	2:03.72 [10]	1:47.66 [10]	1:31.89 [11]
	(2)	W J House	10.3L (-24)	0:45.84	200-0 (0:14.80)	(0:17.78)	(0:15.37)	(0:15.41)	(0:15.91)	(0:16.75)	(0:16.06)	(0:15.77)	(0:15.85)
10	9	Royal Diedre	3:25.66	0:31.73	50.7 (2400-2200)	3:25.66	3:08.71 [1]	2:53.93 [2]	2:38.09 [3]	2:22.21 [3]	2:05.43 [4]	1:49.35 [4]	1:33.58 [4]
	(9)	O G Thornley	14.4L (-26)	0:47.53	2400-2200 (0:14.78)	(0:16.95)	(0:14.78)	(0:15.84)	(0:15.88)	(0:16.78)	(0:16.08)	(0:15.77)	(0:15.85)

Scratched: Lookslikeatrixter (#6)

Report Created: Sun 07 June 2026

(Note: Races are conducted over an approximate distance as close as possible to the advertised distance, and recorded data may vary accordingly. Official times refer to race times only and do not include handicap times.)

[] Position in running at each section and finish
 TAB# Saddle cloth number
 --- No data available at this section
 BAR# Barrier/Gate Position
 NA No data available
 DNF Did not finish
 DNT Did not track
 DT-W Distance travelled compared to winner in metres

Fastest split
 Fastest section

data processed by TRIPLESDATA



NZ Metropolitan Trotting Club Inc Harness

Race 6: ROAD METALS TROT - 2600m

07 June 2026 - 2:48PM

Weather: Fine



Field Times	3:23.15	3:06.20	2:51.52	2:36.16	2:20.38	2:03.62	1:47.56	1:31.75
(Race Tempo)	(0:16.95)	(0:14.68)	(0:15.37)	(0:15.78)	(0:16.76)	(0:16.06)	(0:15.80)	(0:15.85)

Rank	TAB#	Horse	Overall Time	First 400m	Top Speed km/h (Section)	L2600	L2400	L2200	L2000	L1800	L1600	L1400	L1200
	(BAR#)	Driver	Margin (DT-W)	Last 600m	Fastest Section (Time)	Start - 2400	2400 - 2200	2200 - 2000	2000 - 1800	1800 - 1600	1600 - 1400	1400 - 1200	1200 - 1000
11	10	Lindy's Rocket	3:26.20	0:31.63	51.6 (2400-2200)	3:26.20	3:09.16 [2]	2:54.57 [1]	2:38.97 [2]	2:23.09 [2]	2:06.31 [2]	1:50.25 [2]	1:34.45 [3]
	(10)	B N Orange	17.4L (-23)	0:48.39	2400-2200 (0:14.59)	(0:17.04)	(0:14.59)	(0:15.61)	(0:15.88)	(0:16.78)	(0:16.06)	(0:15.80)	(0:15.84)
12	5	Son E	3:45.45	0:40.14	48.6 (2400-2200)	3:45.45	3:20.78 [12]	3:05.31 [12]	2:49.52 [12]	2:33.56 [12]	2:17.50 [12]	2:00.79 [12]	1:44.83 [12]
	(5)	S J Thornley	127.5L (-17)	0:53.95	2400-2200 (0:15.47)	(0:24.67)	(0:15.47)	(0:15.79)	(0:15.96)	(0:16.06)	(0:16.70)	(0:15.96)	(0:16.74)

Scratched: Lookslikeatrixter (#6)

Report Created: Sun 07 June 2026

(Note: Races are conducted over an approximate distance as close as possible to the advertised distance, and recorded data may vary accordingly. Official times refer to race times only and do not include handicap times.)

[] Position in running at each section and finish TAB# Saddle cloth number
 -:-:- No data available at this section BAR# Barrier/Gate Position
 NA No data available DNF Did not finish
 DNT Did not track DT-W Distance travelled compared to winner in metres

Fastest split
 Fastest section

data processed by  **TRIPLES DATA**



NZ Metropolitan Trotting Club Inc Harness

Race 6: ROAD METALS TROT - 2600m

07 June 2026 - 2:48PM



Weather: Fine

Field Times	1:15.90	1:00.66	0:45.68	0:30.57	0:15.49
(Race Tempo)	(0:15.25)	(0:14.97)	(0:15.12)	(0:15.08)	(0:15.49)

Rank	TAB#	Horse	Overall Time	First 400m	Top Speed km/h (Section)	L1000	L800	L600	L400	L200			
	(BAR#)	Driver	Margin (DT-W)	Last 600m	Fastest Section (Time)	1000 - 800	800 - 600	600 - 400	400 - 200	200 - Finish			
1	8	Calmbeforethestorm	3:23.15	0:33.50	50.6 (200-0)	1:15.27 [4]	1:00.01 [4]	0:45.18 [4]	0:30.03 [3]	0:15.24 [3]			
	(8)	G D O'Reilly		0:45.18	400-200 (0:14.79)	(0:15.26)	(0:14.83)	(0:15.15)	(0:14.79)	(0:15.24)			
2	7	Waihemo Hannah	3:23.21	0:32.97	50.1 (2200-2000)	1:15.71 [2]	1:00.47 [2]	0:45.61 [2]	0:30.52 [2]	0:15.55 [1]			
	(7)	John R Dunn	0.4L (-4)	0:45.61	800-600 (0:14.86)	(0:15.24)	(0:14.86)	(0:15.09)	(0:14.97)	(0:15.55)			
3	13	Florence The Machine	3:23.27	0:33.77	50.8 (2200-2000)	1:15.13 [6]	0:59.85 [6]	0:45.01 [6]	0:29.84 [5]	0:15.14 [4]			
	(U3)	M J Williamson	0.7L (+1)	0:45.00	400-200 (0:14.69)	(0:15.28)	(0:14.84)	(0:15.17)	(0:14.69)	(0:15.14)			
4	3	Tessamae	3:23.28	0:32.74	52.1 (200-0)	1:14.73 [9]	0:59.41 [9]	0:44.53 [9]	0:29.21 [9]	0:14.56 [6]			
	(3)	B J Borcoskie	0.7L (-19)	0:44.54	200-0 (0:14.56)	(0:15.32)	(0:14.88)	(0:15.32)	(0:14.66)	(0:14.56)			
5	4	Alotoftrouble	3:23.65	0:32.08	51.4 (2200-2000)	1:16.40 [1]	1:01.16 [1]	0:46.18 [1]	0:31.07 [1]	0:15.90 [2]			
	(4)	J W Cox	2.9L (-18)	0:46.18	2400-2200 (0:14.88)	(0:15.25)	(0:14.97)	(0:15.12)	(0:15.16)	(0:15.90)			
6	12	Switch On	3:24.34	0:33.73	50.6 (2200-2000)	1:15.60 [10]	1:00.30 [10]	0:45.48 [10]	0:30.10 [10]	0:15.05 [10]			
	(U2)	S J Ottley	6.8L (-4)	0:45.47	800-600 (0:14.83)	(0:15.30)	(0:14.83)	(0:15.37)	(0:15.05)	(0:15.05)			
7	11	Terry Webster	3:24.39	0:34.66	51.8 (400-200)	1:15.93 [8]	1:00.66 [8]	0:45.81 [8]	0:30.67 [7]	0:15.91 [5]			
	(U1)	M B Holbrough	7.1L (+5)	0:45.81	400-200 (0:14.76)	(0:15.26)	(0:14.85)	(0:15.14)	(0:14.76)	(0:15.91)			
8	1	MM Sunshine	3:24.79	0:32.06	50.2 (2400-2200)	1:16.55 [7]	1:01.26 [7]	0:46.36 [7]	0:30.99 [8]	0:16.04 [7]			
	(1)	R D Holmes	9.4L (-22)	0:46.34	2400-2200 (0:14.86)	(0:15.29)	(0:14.90)	(0:15.36)	(0:14.94)	(0:16.04)			
9	2	Della's Fella	3:24.94	0:33.15	50.3 (200-0)	1:16.04 [11]	1:00.74 [11]	0:45.84 [11]	0:30.56 [11]	0:14.80 [11]			
	(2)	W J House	10.3L (-24)	0:45.84	200-0 (0:14.80)	(0:15.30)	(0:14.90)	(0:15.28)	(0:15.76)	(0:14.80)			
10	9	Royal Diedre	3:25.66	0:31.73	50.7 (2400-2200)	1:17.73 [5]	1:02.46 [5]	0:47.54 [5]	0:32.15 [6]	0:16.50 [9]			
	(9)	O G Thornley	14.4L (-26)	0:47.53	2400-2200 (0:14.78)	(0:15.27)	(0:14.92)	(0:15.38)	(0:15.65)	(0:16.50)			

Scratched: Lookslikeatrixter (#6)

Report Created: Sun 07 June 2026

(Note: Races are conducted over an approximate distance as close as possible to the advertised distance, and recorded data may vary accordingly. Official times refer to race times only and do not include handicap times.)

[] Position in running at each section and finish
 TAB# Saddle cloth number
 -:--:-- No data available at this section
 NA No data available
 DNT Did not track

BAR# Barrier/Gate Position
 DNF Did not finish
 DT-W Distance travelled compared to winner in metres

Fastest split
 Fastest section

data processed by TRIPLESDATA



NZ Metropolitan Trotting Club Inc Harness

Race 6: ROAD METALS TROT - 2600m

07 June 2026 - 2:48PM

Weather: Fine



Field Times	1:15.90	1:00.66	0:45.68	0:30.57	0:15.49
(Race Tempo)	(0:15.25)	(0:14.97)	(0:15.12)	(0:15.08)	(0:15.49)

Rank	TAB#	Horse	Overall Time	First 400m	Top Speed km/h (Section)	L1000	L800	L600	L400	L200			
	(BAR#)	Driver	Margin (DT-W)	Last 600m	Fastest Section (Time)	1000 - 800	800 - 600	600 - 400	400 - 200	200 - Finish			
11	10	Lindy's Rocket	3:26.20	0:31.63	51.6 (2400-2200)	1:18.61 [3]	1:03.36 [3]	0:48.40 [3]	0:33.08 [4]	0:17.32 [8]			
	(10)	B N Orange	17.4L (-23)	0:48.39	2400-2200 (0:14.59)	(0:15.25)	(0:14.96)	(0:15.32)	(0:15.75)	(0:17.32)			
12	5	Son E	3:45.45	0:40.14	48.6 (2400-2200)	1:28.10 [12]	1:10.49 [12]	0:53.94 [12]	0:36.06 [12]	0:17.63 [12]			
	(5)	S J Thornley	127.5L (-17)	0:53.95	2400-2200 (0:15.47)	(0:17.61)	(0:16.55)	(0:17.88)	(0:18.44)	(0:17.63)			

Scratched: Lookslikeatrixter (#6)

Report Created: Sun 07 June 2026

(Note: Races are conducted over an approximate distance as close as possible to the advertised distance, and recorded data may vary accordingly. Official times refer to race times only and do not include handicap times.)

[] Position in running at each section and finish TAB# Saddle cloth number
 -:-:- No data available at this section BAR# Barrier/Gate Position
 NA No data available DNF Did not finish
 DNT Did not track DT-W Distance travelled compared to winner in metres

Fastest split
 Fastest section

data processed by  **TRIPLES DATA**

Horse/Jockey Name	Calmbeforethestorm/G D O'Reilly
Finish Rank	1
Fastest Section Time (Section)	0:14.79 (400-200)
Top Speed [km/h] (Section)	50.6 (200-0)
Race State	Finished



NZ Metropolitan Trotting Club Inc Harness

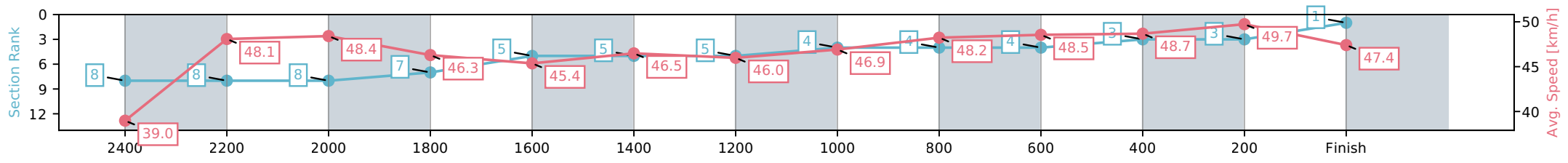
Race 6: ROAD METALS TROT - 2600m

07 June 2026 - 2:48PM

Weather: Fine



Section	L2600	L2400	L2200	L2000	L1800	L1600	L1400	L1200	L1000	L800	L600	L400	L200
Section Times	3:23.15 (0:18.14)	3:05.01 [8] (0:15.36)	2:49.66 [8] (0:15.24)	2:34.42 [8] (0:15.55)	2:18.86 [7] (0:16.26)	2:02.60 [5] (0:15.88)	1:46.72 [5] (0:15.65)	1:31.07 [5] (0:15.80)	1:15.27 [4] (0:15.26)	1:00.01 [4] (0:14.83)	0:45.18 [4] (0:15.15)	0:30.03 [3] (0:14.79)	0:15.24 [3] (0:15.24)
Average Speed [km/h]	39.0	48.1	48.4	46.3	45.4	46.5	46.0	46.9	48.2	48.5	48.7	49.7	47.4
Top Speed [km/h]	46.9	49.8	50.6	47.2	46.4	47.5	46.5	48.2	48.7	49.1	49.6	50.5	50.6
Avg. Dist. to Rail [m]	11.2	3.4	3.4	4.5	3.9	3.2	5.6	3.6	3.1	4.0	3.5	3.8	6.8



[] Ranking at each section and finish
 -:-:- No data available at this section
 NA No data available

Horse/Jockey Name	Waihemo Hannah/John R Dunn
Finish Rank	2
Fastest Section Time (Section)	0:14.86 (800-600)
Top Speed [km/h] (Section)	50.1 (2200-2000)
Race State	Finished



NZ Metropolitan Trotting Club Inc Harness

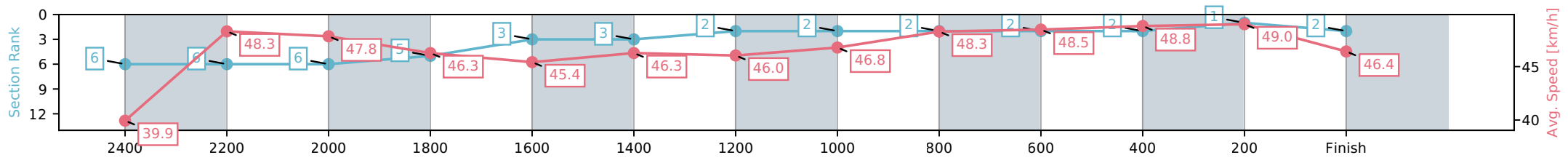
Race 6: ROAD METALS TROT - 2600m

07 June 2026 - 2:48PM

Weather: Fine



Section	L2600	L2400	L2200	L2000	L1800	L1600	L1400	L1200	L1000	L800	L600	L400	L200
Section Times	3:23.21 (0:17.73)	3:05.48 [6] (0:15.24)	2:50.24 [6] (0:15.38)	2:34.86 [6] (0:15.57)	2:19.30 [5] (0:16.22)	2:03.07 [3] (0:15.91)	1:47.16 [3] (0:15.63)	1:31.53 [2] (0:15.82)	1:15.71 [2] (0:15.24)	1:00.47 [2] (0:14.86)	0:45.61 [2] (0:15.09)	0:30.52 [2] (0:14.97)	0:15.55 [1] (0:15.55)
Average Speed [km/h]	39.9	48.3	47.8	46.3	45.4	46.3	46.0	46.8	48.3	48.5	48.8	49.0	46.4
Top Speed [km/h]	47.5	49.4	50.1	47.4	46.6	46.9	46.5	48.1	48.6	48.9	49.7	49.6	48.5
Avg. Dist. to Rail [m]	9.7	3.0	3.0	4.1	3.6	2.9	5.3	3.5	3.0	3.8	3.3	2.9	5.1



- [] Ranking at each section and finish
- :-:- No data available at this section
- NA No data available

Horse/Jockey Name	Florence The Machine/M J Williamson
Finish Rank	3
Fastest Section Time (Section)	0:14.69 (400-200)
Top Speed [km/h] (Section)	50.8 (2200-2000)
Race State	Finished



NZ Metropolitan Trotting Club Inc Harness

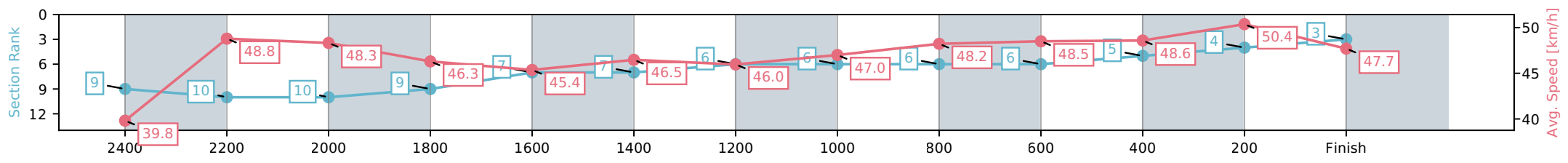
Race 6: ROAD METALS TROT - 2600m

07 June 2026 - 2:48PM

Weather: Fine



Section	L2600	L2400	L2200	L2000	L1800	L1600	L1400	L1200	L1000	L800	L600	L400	L200
Section Times	3:23.27 (0:18.62)	3:04.65 [9] (0:15.15)	2:49.50 [10] (0:15.26)	2:34.24 [10] (0:15.55)	2:18.69 [9] (0:16.26)	2:02.43 [7] (0:15.88)	1:46.55 [7] (0:15.66)	1:30.89 [6] (0:15.76)	1:15.13 [6] (0:15.28)	0:59.85 [6] (0:14.84)	0:45.01 [6] (0:15.17)	0:29.84 [5] (0:14.69)	0:15.14 [4] (0:15.14)
Average Speed [km/h]	39.8	48.8	48.3	46.3	45.4	46.5	46.0	47.0	48.2	48.5	48.6	50.4	47.7
Top Speed [km/h]	48.7	49.7	50.8	47.3	46.4	47.6	46.6	48.6	48.9	49.0	49.3	50.8	50.8
Avg. Dist. to Rail [m]	13.9	3.6	3.3	4.5	3.8	3.2	5.6	3.6	3.1	4.0	3.5	4.7	8.4



[] Ranking at each section and finish
 -:-:- No data available at this section
 NA No data available

Horse/Jockey Name	Tessamae/B J Borcoskie
Finish Rank	4
Fastest Section Time (Section)	0:14.56 (200-0)
Top Speed [km/h] (Section)	52.1 (200-0)
Race State	Finished



NZ Metropolitan Trotting Club Inc Harness

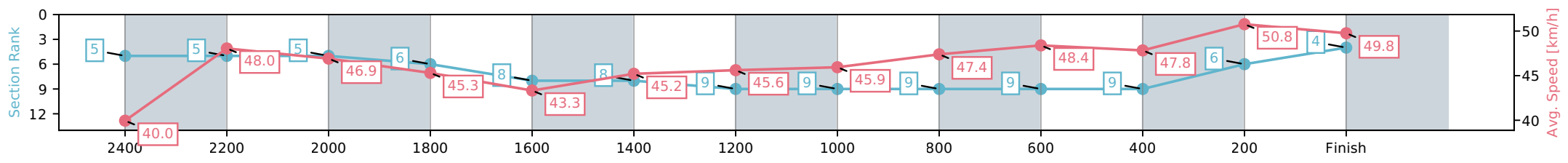
Race 6: ROAD METALS TROT - 2600m

07 June 2026 - 2:48PM

Weather: Fine



Section	L2600	L2400	L2200	L2000	L1800	L1600	L1400	L1200	L1000	L800	L600	L400	L200
Section Times	3:23.28 (0:17.59)	3:05.69 [5] (0:15.15)	2:50.54 [5] (0:15.49)	2:35.06 [5] (0:15.89)	2:19.16 [6] (0:16.77)	2:02.40 [8] (0:16.04)	1:46.35 [8] (0:15.79)	1:30.57 [9] (0:15.84)	1:14.73 [9] (0:15.32)	0:59.41 [9] (0:14.88)	0:44.53 [9] (0:15.32)	0:29.21 [9] (0:14.66)	0:14.56 [6] (0:14.56)
Average Speed [km/h]	40.0	48.0	46.9	45.3	43.3	45.2	45.6	45.9	47.4	48.4	47.8	50.8	49.8
Top Speed [km/h]	49.4	49.3	49.6	46.6	44.0	46.0	46.5	47.9	48.6	48.9	50.2	51.8	52.1
Avg. Dist. to Rail [m]	4.7	1.6	1.5	2.2	1.7	1.1	3.7	1.4	1.3	2.3	2.4	5.2	10.4



- [] Ranking at each section and finish
- :-:- No data available at this section
- NA No data available

Horse/Jockey Name	Alotoftrouble/J W Cox
Finish Rank	5
Fastest Section Time (Section)	0:14.88 (2400-2200)
Top Speed [km/h] (Section)	51.4 (2200-2000)
Race State	Finished



NZ Metropolitan Trotting Club Inc Harness

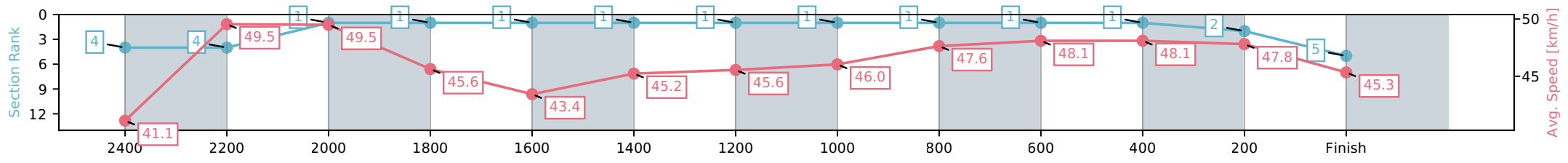
Race 6: ROAD METALS TROT - 2600m

07 June 2026 - 2:48PM

Weather: Fine



Section	L2600	L2400	L2200	L2000	L1800	L1600	L1400	L1200	L1000	L800	L600	L400	L200
Section Times	3:23.65 (0:17.20)	3:06.45 [4] (0:14.88)	2:51.57 [4] (0:14.91)	2:36.66 [1] (0:15.78)	2:20.88 [1] (0:16.76)	2:04.12 [1] (0:16.06)	1:48.06 [1] (0:15.80)	1:32.25 [1] (0:15.85)	1:16.40 [1] (0:15.25)	1:01.16 [1] (0:14.97)	0:46.18 [1] (0:15.12)	0:31.07 [1] (0:15.16)	0:15.90 [2] (0:15.90)
Average Speed [km/h]	41.1	49.5	49.5	45.6	43.4	45.2	45.6	46.0	47.6	48.1	48.1	47.8	45.3
Top Speed [km/h]	49.1	50.9	51.4	47.9	44.0	46.1	46.1	47.5	48.2	48.3	48.9	48.8	47.4
Avg. Dist. to Rail [m]	6.3	3.1	3.5	2.6	1.8	1.2	3.4	1.7	1.3	1.6	1.6	1.3	3.3



- [] Ranking at each section and finish
- :-:- No data available at this section
- NA No data available

Horse/Jockey Name	Switch On/S J Ottley
Finish Rank	6
Fastest Section Time (Section)	0:14.83 (800-600)
Top Speed [km/h] (Section)	50.6 (2200-2000)
Race State	Finished



NZ Metropolitan Trotting Club Inc Harness

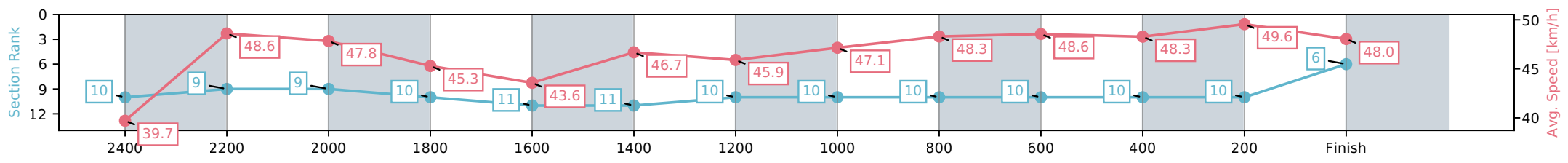
Race 6: ROAD METALS TROT - 2600m

07 June 2026 - 2:48PM

Weather: Fine



Section	L2600	L2400	L2200	L2000	L1800	L1600	L1400	L1200	L1000	L800	L600	L400	L200
Section Times	3:24.34 (0:18.80)	3:05.54 [10] (0:14.93)	2:50.62 [9] (0:15.16)	2:35.45 [9] (0:15.90)	2:19.55 [10] (0:16.71)	2:02.84 [11] (0:15.80)	1:47.03 [11] (0:15.68)	1:31.35 [10] (0:15.75)	1:15.60 [10] (0:15.30)	1:00.30 [10] (0:14.83)	0:45.48 [10] (0:15.37)	0:30.10 [10] (0:15.05)	0:15.05 [10] (0:15.05)
Average Speed [km/h]	39.7	48.6	47.8	45.3	43.6	46.7	45.9	47.1	48.3	48.6	48.3	49.6	48.0
Top Speed [km/h]	48.5	49.3	50.6	46.7	45.0	48.0	46.9	49.0	49.2	49.3	49.2	50.1	50.3
Avg. Dist. to Rail [m]	7.5	1.2	1.3	2.4	2.0	3.3	5.9	3.9	3.6	4.4	4.3	5.3	8.3



- [] Ranking at each section and finish
- :-:- No data available at this section
- NA No data available

Horse/Jockey Name	Terry Webster/M B Holbrough
Finish Rank	7
Fastest Section Time (Section)	0:14.76 (400-200)
Top Speed [km/h] (Section)	51.8 (400-200)
Race State	Finished



NZ Metropolitan Trotting Club Inc Harness

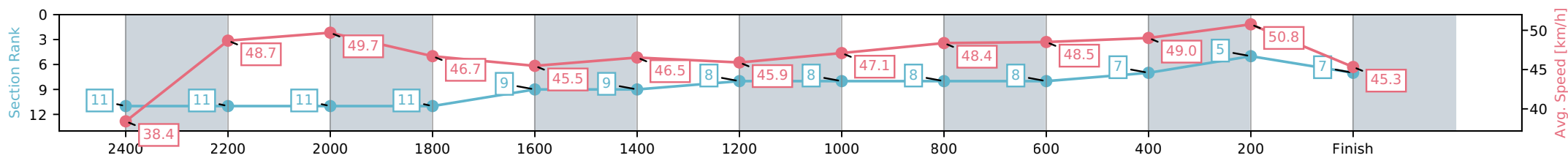
Race 6: ROAD METALS TROT - 2600m

07 June 2026 - 2:48PM

Weather: Fine



Section	L2600	L2400	L2200	L2000	L1800	L1600	L1400	L1200	L1000	L800	L600	L400	L200
Section Times	3:24.39 (0:19.55)	3:04.84 [11] (0:15.11)	2:49.73 [11] (0:14.83)	2:34.90 [11] (0:15.42)	2:19.48 [11] (0:16.24)	2:03.24 [9] (0:15.87)	1:47.37 [9] (0:15.68)	1:31.69 [8] (0:15.76)	1:15.93 [8] (0:15.26)	1:00.66 [8] (0:14.85)	0:45.81 [8] (0:15.14)	0:30.67 [7] (0:14.76)	0:15.91 [5] (0:15.91)
Average Speed [km/h]	38.4	48.7	49.7	46.7	45.5	46.5	45.9	47.1	48.4	48.5	49.0	50.8	45.3
Top Speed [km/h]	47.8	49.7	51.4	48.7	46.6	47.6	46.7	48.7	49.2	49.1	50.6	51.8	49.7
Avg. Dist. to Rail [m]	6.7	2.9	3.3	4.8	4.1	3.3	5.8	3.9	3.5	4.3	4.3	6.5	12.0



- [] Ranking at each section and finish
- :-:- No data available at this section
- NA No data available

Horse/Jockey Name	MM Sunshine/R D Holmes
Finish Rank	8
Fastest Section Time (Section)	0:14.86 (2400-2200)
Top Speed [km/h] (Section)	50.2 (2400-2200)
Race State	Finished



NZ Metropolitan Trotting Club Inc Harness

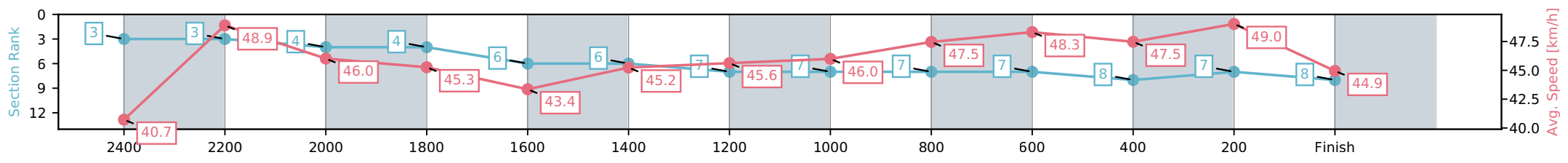
Race 6: ROAD METALS TROT - 2600m

07 June 2026 - 2:48PM

Weather: Fine



Section	L2600	L2400	L2200	L2000	L1800	L1600	L1400	L1200	L1000	L800	L600	L400	L200
Section Times	3:24.79 (0:17.20)	3:07.59 [3] (0:14.86)	2:52.73 [3] (0:15.82)	2:36.91 [4] (0:15.91)	2:21.00 [4] (0:16.78)	2:04.23 [6] (0:16.06)	1:48.17 [6] (0:15.78)	1:32.39 [7] (0:15.84)	1:16.55 [7] (0:15.29)	1:01.26 [7] (0:14.90)	0:46.36 [7] (0:15.36)	0:30.99 [8] (0:14.94)	0:16.04 [7] (0:16.04)
Average Speed [km/h]	40.7	48.9	46.0	45.3	43.4	45.2	45.6	46.0	47.5	48.3	47.5	49.0	44.9
Top Speed [km/h]	49.6	50.2	48.4	46.7	43.9	45.6	46.3	47.6	48.3	48.9	48.7	49.5	48.2
Avg. Dist. to Rail [m]	1.6	1.2	1.8	2.4	1.8	1.2	3.8	1.6	1.3	2.3	2.0	3.0	6.4



- [] Ranking at each section and finish
- :-:- No data available at this section
- NA No data available

Horse/Jockey Name	Della's Fella/W J House
Finish Rank	9
Fastest Section Time (Section)	0:14.80 (200-0)
Top Speed [km/h] (Section)	50.3 (200-0)
Race State	Finished



NZ Metropolitan Trotting Club Inc Harness

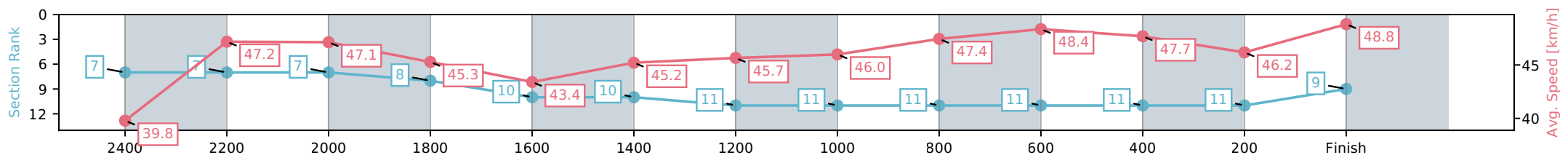
Race 6: ROAD METALS TROT - 2600m

07 June 2026 - 2:48PM

Weather: Fine



Section	L2600	L2400	L2200	L2000	L1800	L1600	L1400	L1200	L1000	L800	L600	L400	L200
Section Times	3:24.94 (0:17.78)	3:07.16 [7] (0:15.37)	2:51.79 [7] (0:15.41)	2:36.38 [7] (0:15.91)	2:20.47 [8] (0:16.75)	2:03.72 [10] (0:16.06)	1:47.66 [10] (0:15.77)	1:31.89 [11] (0:15.85)	1:16.04 [11] (0:15.30)	1:00.74 [11] (0:14.90)	0:45.84 [11] (0:15.28)	0:30.56 [11] (0:15.76)	0:14.80 [11] (0:14.80)
Average Speed [km/h]	39.8	47.2	47.1	45.3	43.4	45.2	45.7	46.0	47.4	48.4	47.7	46.2	48.8
Top Speed [km/h]	47.3	48.2	49.6	46.7	44.0	45.9	46.6	48.4	48.5	49.1	49.5	49.4	50.3
Avg. Dist. to Rail [m]	3.2	1.1	1.5	2.4	1.8	1.3	3.9	1.6	1.5	2.5	1.9	1.9	6.3



- [] Ranking at each section and finish
- :-:- No data available at this section
- NA No data available

Horse/Jockey Name	Royal Diedre/O G Thornley
Finish Rank	10
Fastest Section Time (Section)	0:14.78 (2400-2200)
Top Speed [km/h] (Section)	50.7 (2400-2200)
Race State	Finished



NZ Metropolitan Trotting Club Inc Harness

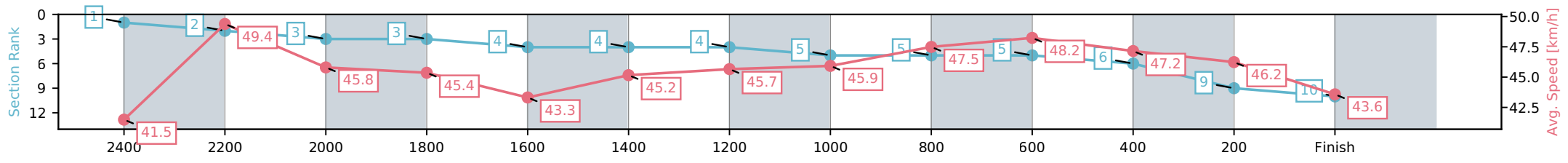
Race 6: ROAD METALS TROT - 2600m

07 June 2026 - 2:48PM

Weather: Fine



Section	L2600	L2400	L2200	L2000	L1800	L1600	L1400	L1200	L1000	L800	L600	L400	L200
Section Times	3:25.66 (0:16.95)	3:08.71 [1] (0:14.78)	2:53.93 [2] (0:15.84)	2:38.09 [3] (0:15.88)	2:22.21 [3] (0:16.78)	2:05.43 [4] (0:16.08)	1:49.35 [4] (0:15.77)	1:33.58 [4] (0:15.85)	1:17.73 [5] (0:15.27)	1:02.46 [5] (0:14.92)	0:47.54 [5] (0:15.38)	0:32.15 [6] (0:15.65)	0:16.50 [9] (0:16.50)
Average Speed [km/h]	41.5	49.4	45.8	45.4	43.3	45.2	45.7	45.9	47.5	48.2	47.2	46.2	43.6
Top Speed [km/h]	50.3	50.7	47.6	46.7	43.9	45.6	46.3	47.6	48.2	48.9	47.4	47.3	46.1
Avg. Dist. to Rail [m]	12.1	2.2	1.2	2.2	1.7	1.2	3.4	1.5	1.2	1.8	1.3	0.9	2.2



- [] Ranking at each section and finish
- :-:- No data available at this section
- NA No data available

Horse/Jockey Name	Lindy's Rocket/B N Orange
Finish Rank	11
Fastest Section Time (Section)	0:14.59 (2400-2200)
Top Speed [km/h] (Section)	51.6 (2400-2200)
Race State	Finished



NZ Metropolitan Trotting Club Inc Harness

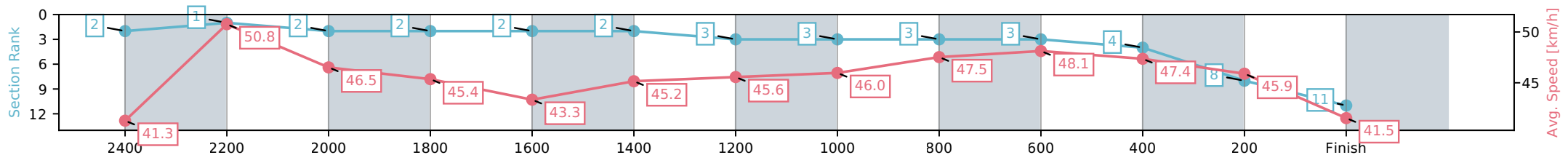
Race 6: ROAD METALS TROT - 2600m

07 June 2026 - 2:48PM

Weather: Fine



Section	L2600	L2400	L2200	L2000	L1800	L1600	L1400	L1200	L1000	L800	L600	L400	L200
Section Times	3:26.20 (0:17.04)	3:09.16 [2] (0:14.59)	2:54.57 [1] (0:15.61)	2:38.97 [2] (0:15.88)	2:23.09 [2] (0:16.78)	2:06.31 [2] (0:16.06)	1:50.25 [2] (0:15.80)	1:34.45 [3] (0:15.84)	1:18.61 [3] (0:15.25)	1:03.36 [3] (0:14.96)	0:48.40 [3] (0:15.32)	0:33.08 [4] (0:15.75)	0:17.32 [8] (0:17.32)
Average Speed [km/h]	41.3	50.8	46.5	45.4	43.3	45.2	45.6	46.0	47.5	48.1	47.4	45.9	41.5
Top Speed [km/h]	51.0	51.6	49.3	46.6	44.0	46.0	46.2	47.7	48.2	48.6	47.5	47.4	44.4
Avg. Dist. to Rail [m]	13.9	3.9	1.6	2.1	1.6	1.0	3.2	1.5	1.1	1.6	1.4	1.0	4.2



- [] Ranking at each section and finish
- :-:- No data available at this section
- NA No data available

Horse/Jockey Name	Son E/S J Thornley
Finish Rank	12
Fastest Section Time (Section)	0:15.47 (2400-2200)
Top Speed [km/h] (Section)	48.6 (2400-2200)
Race State	Finished



NZ Metropolitan Trotting Club Inc Harness

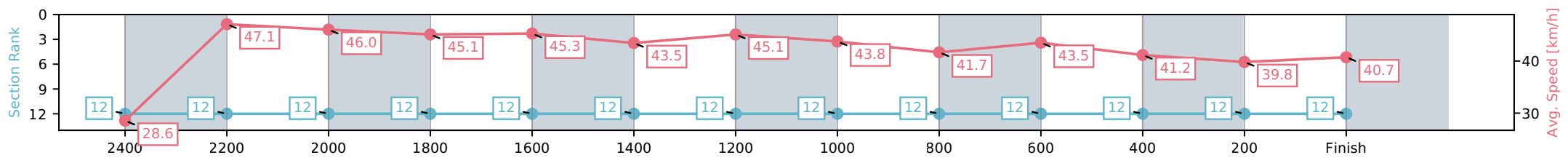
Race 6: ROAD METALS TROT - 2600m

07 June 2026 - 2:48PM

Weather: Fine



Section	L2600	L2400	L2200	L2000	L1800	L1600	L1400	L1200	L1000	L800	L600	L400	L200
Section Times	3:45.45 (0:24.67)	3:20.78 [12] (0:15.47)	3:05.31 [12] (0:15.79)	2:49.52 [12] (0:15.96)	2:33.56 [12] (0:16.06)	2:17.50 [12] (0:16.70)	2:00.79 [12] (0:15.96)	1:44.83 [12] (0:16.74)	1:28.10 [12] (0:17.61)	1:10.49 [12] (0:16.55)	0:53.94 [12] (0:17.88)	0:36.06 [12] (0:18.44)	0:17.63 [12] (0:17.63)
Average Speed [km/h]	28.6	47.1	46.0	45.1	45.3	43.5	45.1	43.8	41.7	43.5	41.2	39.8	40.7
Top Speed [km/h]	44.5	48.6	48.3	46.0	46.6	43.8	45.9	45.2	44.1	44.6	43.5	42.6	43.8
Avg. Dist. to Rail [m]	10.2	1.7	1.7	3.4	2.2	1.4	4.9	2.3	3.0	5.7	3.5	3.2	6.0



- [] Ranking at each section and finish
- :-:- No data available at this section
- NA No data available