



NZ Metropolitan Trotting Club Inc Harness
Race 7: CONTINENTAL EVENT HIRE MOBILE PACE - 1980m

07 June 2026 - 3:17PM



Weather: Fine

Field Times (Race Tempo) 2:25.68 (0:10.99) 2:14.69 (0:14.12) 2:00.58 (0:16.11) 1:44.47 (0:16.29) 1:28.17 (0:15.80) 1:12.38 (0:14.79) 0:57.59 (0:13.80) 0:43.78 (0:14.06)

Rank	TAB#	Horse	Overall Time	First 400m	Top Speed km/h (Section)	L1980	L1800	L1600	L1400	L1200	L1000	L800	L600
	(BAR#)	Driver	Margin (DT-W)	Last 600m	Fastest Section (Time)	Start - 1800	1800 - 1600	1600 - 1400	1400 - 1200	1200 - 1000	1000 - 800	800 - 600	600 - 400
1	4	Major Performer	2:25.68	0:28.12	55.3 (1980 - 1800)	2:25.68	2:14.16 [4]	1:59.14 [4]	1:43.44 [4]	1:27.39 [4]	1:11.79 [4]	0:57.21 [4]	0:43.48 [3]
	(4)	R D Close		0:43.48	800-600 (0:13.73)	(0:11.52)	(0:15.02)	(0:15.70)	(0:16.05)	(0:15.60)	(0:14.58)	(0:13.73)	(0:14.08)
2	9	Okiwi Bay	2:25.93	0:29.19	53.0 (800-600)	2:25.93	2:13.54 [10]	1:58.36 [9]	1:42.70 [8]	1:27.12 [7]	1:12.32 [2]	0:57.76 [2]	0:44.03 [1]
	(9)	M J Williamson	1.5L (+2)	0:44.03	800-600 (0:13.73)	(0:12.39)	(0:15.18)	(0:15.66)	(0:15.57)	(0:14.81)	(0:14.56)	(0:13.73)	(0:14.06)
3	5	Flo Motion	2:26.79	0:26.67	57.0 (1980 - 1800)	2:26.79	2:15.80 [1]	2:01.69 [1]	1:45.58 [1]	1:29.28 [1]	1:13.48 [1]	0:58.70 [1]	0:44.84 [2]
	(5)	S J Thornley	6.4L (-20)	0:44.85	800-600 (0:13.85)	(0:10.99)	(0:14.12)	(0:16.11)	(0:16.29)	(0:15.80)	(0:14.79)	(0:13.85)	(0:14.09)
4	1	Rovert Decision	2:27.38	0:27.50	55.1 (1980 - 1800)	2:27.38	2:15.97 [3]	2:01.48 [3]	1:45.48 [3]	1:29.21 [3]	1:13.41 [5]	0:58.65 [5]	0:44.80 [5]
	(1)	O G Thornley	9.7L (-16)	0:44.79	800-600 (0:13.85)	(0:11.41)	(0:14.50)	(0:16.00)	(0:16.27)	(0:15.80)	(0:14.76)	(0:13.85)	(0:14.22)
5	7	Monkee Major	2:27.74	0:28.90	53.3 (1980 - 1800)	2:27.74	2:15.65 [8]	2:00.46 [7]	1:44.80 [7]	1:28.77 [8]	1:13.14 [9]	0:58.62 [9]	0:44.50 [10]
	(7)	J C Morrison	11.8L (-2)	0:44.50	800-600 (0:14.12)	(0:12.09)	(0:15.19)	(0:15.66)	(0:16.02)	(0:15.63)	(0:14.52)	(0:14.12)	(0:14.44)
6	10	Flyaway	2:27.87	0:28.40	54.8 (1980 - 1800)	2:27.87	2:15.88 [7]	2:01.05 [5]	1:45.61 [5]	1:29.34 [5]	1:13.57 [7]	0:58.85 [8]	0:44.90 [9]
	(10)	John R Dunn	12.6L (-19)	0:44.90	800-600 (0:13.95)	(0:11.99)	(0:14.82)	(0:15.45)	(0:16.27)	(0:15.77)	(0:14.72)	(0:13.95)	(0:14.36)
7	6	Remission	2:28.15	0:29.09	54.8 (1980 - 1800)	2:28.15	2:16.56 [5]	2:00.68 [8]	1:44.52 [10]	1:28.96 [9]	1:13.82 [8]	0:59.32 [6]	0:45.48 [6]
	(6)	M B Holbrough	14.1L (+9)	0:45.48	800-600 (0:13.84)	(0:11.59)	(0:15.88)	(0:16.15)	(0:15.56)	(0:15.13)	(0:14.50)	(0:13.84)	(0:14.54)
8	2	Ocean Of Tears	2:28.17	0:27.19	56.8 (1980 - 1800)	2:28.17	2:17.04 [2]	2:02.58 [2]	1:46.60 [2]	1:30.31 [2]	1:14.54 [3]	0:59.74 [3]	0:45.88 [4]
	(2)	G D O'Reilly	14.3L (-17)	0:45.88	800-600 (0:13.86)	(0:11.13)	(0:14.46)	(0:15.98)	(0:16.29)	(0:15.77)	(0:14.80)	(0:13.86)	(0:14.23)
9	8	Sugar Babe	2:28.72	0:29.44	54.3 (800-600)	2:28.72	2:16.44 [9]	2:00.91 [10]	1:45.18 [9]	1:29.45 [10]	1:13.87 [10]	0:59.58 [10]	0:46.02 [7]
	(8)	C J Dalgety	17.4L (+10)	0:46.03	800-600 (0:13.55)	(0:12.28)	(0:15.53)	(0:15.73)	(0:15.73)	(0:15.58)	(0:14.29)	(0:13.55)	(0:14.39)
10	3	Silent Theory	2:47.06	0:28.90	54.3 (1980 - 1800)	2:47.06	2:35.32 [6]	2:20.16 [6]	2:04.46 [6]	1:48.41 [6]	1:32.78 [6]	1:18.21 [7]	1:04.11 [8]
	(3)	W J House	122.2L (-4)	1:04.12	800-600 (0:14.10)	(0:11.74)	(0:15.16)	(0:15.70)	(0:16.05)	(0:15.63)	(0:14.56)	(0:14.10)	(0:16.58)

Report Created: Sun 07 June 2026

(Note: Races are conducted over an approximate distance as close as possible to the advertised distance, and recorded data may vary accordingly. Official times refer to race times only and do not include handicap times.)

[] Position in running at each section and finish TAB# Saddle cloth number
 -:-:- No data available at this section BAR# Barrier/Gate Position
 NA No data available DNF Did not finish
 DNT Did not track DT-W Distance travelled compared to winner in metres

Fastest split
 Fastest section



NZ Metropolitan Trotting Club Inc Harness
 Race 7: CONTINENTAL EVENT HIRE MOBILE PACE - 1980m
 07 June 2026 - 3:17PM



Weather: Fine

Field Times 0:29.72 0:15.08
 (Race Tempo) (0:14.64) (0:15.08)

Rank	TAB#	Horse	Overall Time	First 400m	Top Speed km/h (Section)	L400	L200						
	(BAR#)	Driver	Margin (DT-W)	Last 600m	Fastest Section (Time)	400 - 200	200 - Finish						
1	4	Major Performer	2:25.68	0:28.12	55.3 (1980 - 1800)	0:29.40 [3]	0:14.94 [2]						
	(4)	R D Close		0:43.48	800-600 (0:13.73)	(0:14.46)	(0:14.94)						
2	9	Okiwi Bay	2:25.93	0:29.19	53.0 (800-600)	0:29.97 [1]	0:15.33 [1]						
	(9)	M J Williamson	1.5L (+2)	0:44.03	800-600 (0:13.73)	(0:14.64)	(0:15.33)						
3	5	Flo Motion	2:26.79	0:26.67	57.0 (1980 - 1800)	0:30.76 [2]	0:15.83 [3]						
	(5)	S J Thornley	6.4L (-20)	0:44.85	800-600 (0:13.85)	(0:14.93)	(0:15.83)						
4	1	Rovert Decision	2:27.38	0:27.50	55.1 (1980 - 1800)	0:30.57 [5]	0:15.64 [5]						
	(1)	O G Thornley	9.7L (-16)	0:44.79	800-600 (0:13.85)	(0:14.93)	(0:15.64)						
5	7	Monkee Major	2:27.74	0:28.90	53.3 (1980 - 1800)	0:30.06 [9]	0:15.10 [9]						
	(7)	J C Morrison	11.8L (-2)	0:44.50	800-600 (0:14.12)	(0:14.96)	(0:15.10)						
6	10	Flyaway	2:27.87	0:28.40	54.8 (1980 - 1800)	0:30.54 [8]	0:15.50 [7]						
	(10)	John R Dunn	12.6L (-19)	0:44.90	800-600 (0:13.95)	(0:15.04)	(0:15.50)						
7	6	Remission	2:28.15	0:29.09	54.8 (1980 - 1800)	0:30.94 [7]	0:15.84 [6]						
	(6)	M B Holbrough	14.1L (+9)	0:45.48	800-600 (0:13.84)	(0:15.10)	(0:15.84)						
8	2	Ocean Of Tears	2:28.17	0:27.19	56.8 (1980 - 1800)	0:31.65 [4]	0:16.58 [4]						
	(2)	G D O'Reilly	14.3L (-17)	0:45.88	800-600 (0:13.86)	(0:15.07)	(0:16.58)						
9	8	Sugar Babe	2:28.72	0:29.44	54.3 (800-600)	0:31.64 [6]	0:16.31 [8]						
	(8)	C J Dalgety	17.4L (+10)	0:46.03	800-600 (0:13.55)	(0:15.33)	(0:16.31)						
10	3	Silent Theory	2:47.06	0:28.90	54.3 (1980 - 1800)	0:47.53 [10]	0:24.32 [10]						
	(3)	W J House	122.2L (-4)	1:04.12	800-600 (0:14.10)	(0:23.22)	(0:24.32)						

Report Created: Sun 07 June 2026

(Note: Races are conducted over an approximate distance as close as possible to the advertised distance, and recorded data may vary accordingly. Official times refer to race times only and do not include handicap times.)

[] Position in running at each section and finish TAB# Saddle cloth number

Fastest split

-:-:- No data available at this section

BAR# Barrier/Gate Position

Fastest section

NA No data available

DNF Did not finish

DNT Did not track

DT-W Distance travelled compared to winner in metres

Horse/Jockey Name	Major Performer/R D Close
Finish Rank	1
Fastest Section Time (Section)	0:13.73 (800-600)
Top Speed [km/h] (Section)	55.3 (1980 - 1800)
Race State	Finished



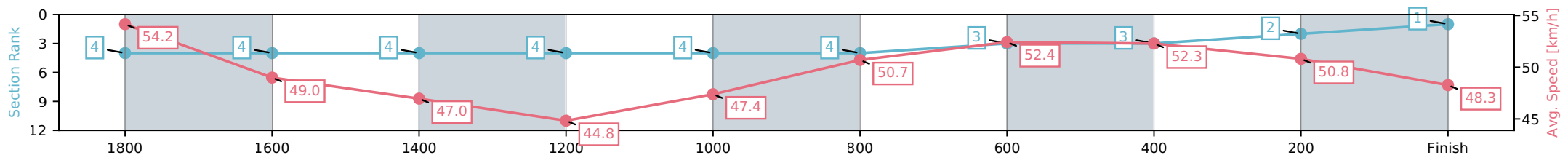
NZ Metropolitan Trotting Club Inc Harness
 Race 7: CONTINENTAL EVENT HIRE MOBILE PACE - 1980m



07 June 2026 - 3:17PM

Weather: Fine

Section	L1980	L1800	L1600	L1400	L1200	L1000	L800	L600	L400	L200
Section Times	2:25.68 (0:11.52)	2:14.16 [4] (0:15.02)	1:59.14 [4] (0:15.70)	1:43.44 [4] (0:16.05)	1:27.39 [4] (0:15.60)	1:11.79 [4] (0:14.58)	0:57.21 [4] (0:13.73)	0:43.48 [3] (0:14.08)	0:29.40 [3] (0:14.46)	0:14.94 [2] (0:14.94)
Average Speed [km/h]	54.2	49.0	47.0	44.8	47.4	50.7	52.4	52.3	50.8	48.3
Top Speed [km/h]	55.3	53.8	48.5	45.7	50.8	51.3	52.8	52.5	51.8	50.9
Avg. Dist. to Rail [m]	6.9	3.4	3.1	5.1	3.3	3.8	4.4	3.2	3.3	7.2



- [] Ranking at each section and finish
- :-:- No data available at this section
- NA No data available

Horse/Jockey Name	Okiwi Bay/M J Williamson
Finish Rank	2
Fastest Section Time (Section)	0:13.73 (800-600)
Top Speed [km/h] (Section)	53.0 (800-600)
Race State	Finished



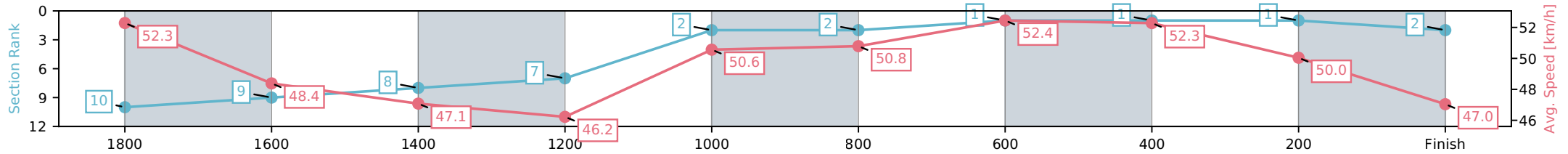
NZ Metropolitan Trotting Club Inc Harness
 Race 7: CONTINENTAL EVENT HIRE MOBILE PACE - 1980m



07 June 2026 - 3:17PM

Weather: Fine

Section	L1980	L1800	L1600	L1400	L1200	L1000	L800	L600	L400	L200
Section Times	2:25.93 (0:12.39)	2:13.54 [10] (0:15.18)	1:58.36 [9] (0:15.66)	1:42.70 [8] (0:15.57)	1:27.12 [7] (0:14.81)	1:12.32 [2] (0:14.56)	0:57.76 [2] (0:13.73)	0:44.03 [1] (0:14.06)	0:29.97 [1] (0:14.64)	0:15.33 [1] (0:15.33)
Average Speed [km/h]	52.3	48.4	47.1	46.2	50.6	50.8	52.4	52.3	50.0	47.0
Top Speed [km/h]	52.9	52.3	47.5	49.8	52.0	52.0	53.0	52.7	51.9	48.9
Avg. Dist. to Rail [m]	11.9	3.1	3.2	6.1	4.8	3.9	4.2	3.0	2.7	5.3



- [] Ranking at each section and finish
- :-:- No data available at this section
- NA No data available

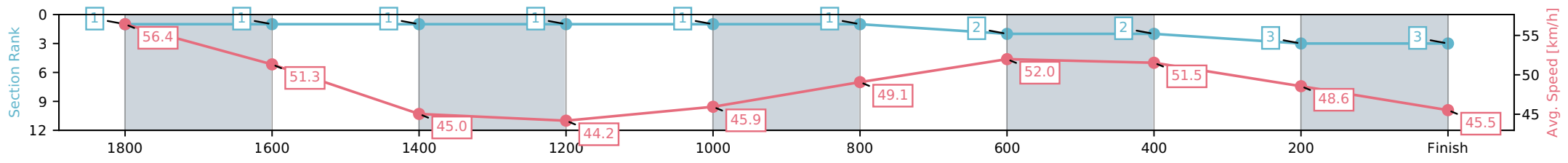
Horse/Jockey Name	Flo Motion/S J Thornley
Finish Rank	3
Fastest Section Time (Section)	0:13.85 (800-600)
Top Speed [km/h] (Section)	57.0 (1980 - 1800)
Race State	Finished



NZ Metropolitan Trotting Club Inc Harness
 Race 7: CONTINENTAL EVENT HIRE MOBILE PACE - 1980m
 07 June 2026 - 3:17PM
 Weather: Fine



Section	L1980	L1800	L1600	L1400	L1200	L1000	L800	L600	L400	L200
Section Times	2:26.79 (0:10.99)	2:15.80 [1] (0:14.12)	2:01.69 [1] (0:16.11)	1:45.58 [1] (0:16.29)	1:29.28 [1] (0:15.80)	1:13.48 [1] (0:14.79)	0:58.70 [1] (0:13.85)	0:44.84 [2] (0:14.09)	0:30.76 [2] (0:14.93)	0:15.83 [3] (0:15.83)
Average Speed [km/h]	56.4	51.3	45.0	44.2	45.9	49.1	52.0	51.5	48.6	45.5
Top Speed [km/h]	57.0	55.7	46.4	44.5	48.0	49.9	52.7	52.5	50.8	47.7
Avg. Dist. to Rail [m]	7.4	1.6	1.3	2.8	1.1	1.3	2.3	1.3	1.3	4.4



[] Ranking at each section and finish
 -:-:- No data available at this section
 NA No data available

Horse/Jockey Name	Rovert Decision/O G Thornley
Finish Rank	4
Fastest Section Time (Section)	0:13.85 (800-600)
Top Speed [km/h] (Section)	55.1 (1980 - 1800)
Race State	Finished



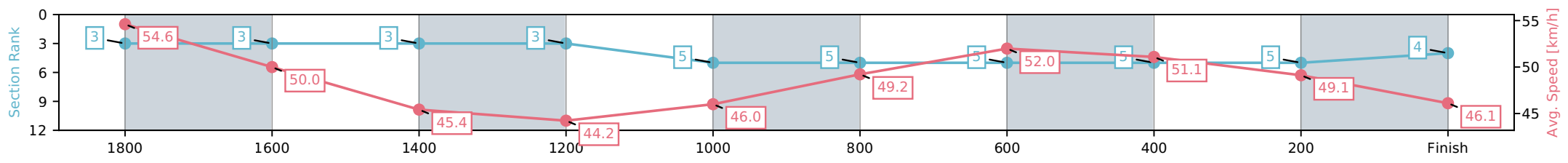
NZ Metropolitan Trotting Club Inc Harness
 Race 7: CONTINENTAL EVENT HIRE MOBILE PACE - 1980m



07 June 2026 - 3:17PM

Weather: Fine

Section	L1980	L1800	L1600	L1400	L1200	L1000	L800	L600	L400	L200
Section Times	2:27.38 (0:11.41)	2:15.97 [3] (0:14.50)	2:01.48 [3] (0:16.00)	1:45.48 [3] (0:16.27)	1:29.21 [3] (0:15.80)	1:13.41 [5] (0:14.76)	0:58.65 [5] (0:13.85)	0:44.80 [5] (0:14.22)	0:30.57 [5] (0:14.93)	0:15.64 [5] (0:15.64)
Average Speed [km/h]	54.6	50.0	45.4	44.2	46.0	49.2	52.0	51.1	49.1	46.1
Top Speed [km/h]	55.1	52.9	47.4	44.5	49.1	50.1	52.5	52.2	50.3	48.2
Avg. Dist. to Rail [m]	2.7	1.2	1.4	2.9	1.3	1.5	2.5	1.5	3.2	7.3



- [] Ranking at each section and finish
- :-:- No data available at this section
- NA No data available

Horse/Jockey Name	Monkee Major/J C Morrison
Finish Rank	5
Fastest Section Time (Section)	0:14.12 (800-600)
Top Speed [km/h] (Section)	53.3 (1980 - 1800)
Race State	Finished



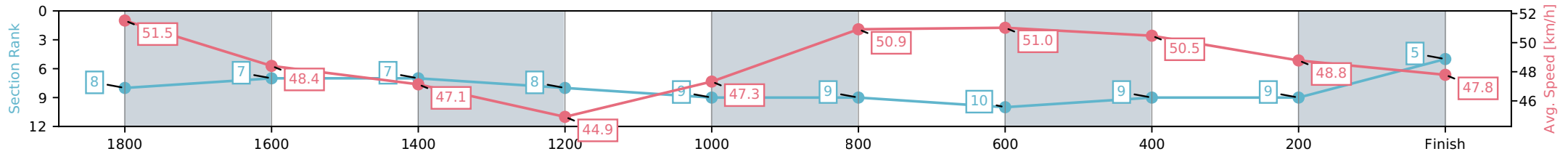
NZ Metropolitan Trotting Club Inc Harness
 Race 7: CONTINENTAL EVENT HIRE MOBILE PACE - 1980m



07 June 2026 - 3:17PM

Weather: Fine

Section	L1980	L1800	L1600	L1400	L1200	L1000	L800	L600	L400	L200
Section Times	2:27.74 (0:12.09)	2:15.65 [8] (0:15.19)	2:00.46 [7] (0:15.66)	1:44.80 [7] (0:16.02)	1:28.77 [8] (0:15.63)	1:13.14 [9] (0:14.52)	0:58.62 [9] (0:14.12)	0:44.50 [10] (0:14.44)	0:30.06 [9] (0:14.96)	0:15.10 [9] (0:15.10)
Average Speed [km/h]	51.5	48.4	47.1	44.9	47.3	50.9	51.0	50.5	48.8	47.8
Top Speed [km/h]	53.3	51.4	47.5	46.0	50.4	52.2	51.7	51.4	49.9	49.4
Avg. Dist. to Rail [m]	10.0	3.2	3.3	5.4	3.4	3.9	4.7	2.0	2.5	3.9



- [] Ranking at each section and finish
- :-:- No data available at this section
- NA No data available

Horse/Jockey Name	Flyaway/John R Dunn
Finish Rank	6
Fastest Section Time (Section)	0:13.95 (800-600)
Top Speed [km/h] (Section)	54.8 (1980 - 1800)
Race State	Finished



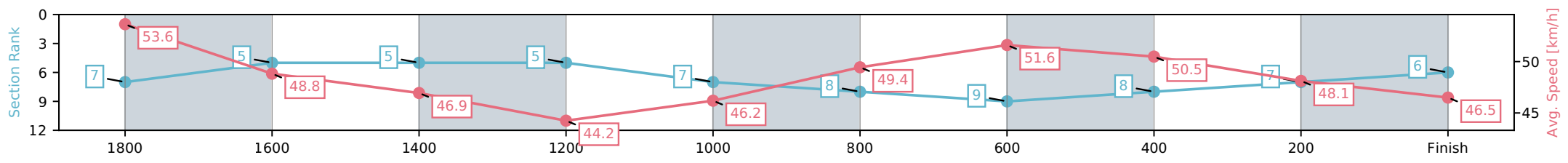
NZ Metropolitan Trotting Club Inc Harness
 Race 7: CONTINENTAL EVENT HIRE MOBILE PACE - 1980m



07 June 2026 - 3:17PM

Weather: Fine

Section	L1980	L1800	L1600	L1400	L1200	L1000	L800	L600	L400	L200
Section Times	2:27.87 (0:11.99)	2:15.88 [7] (0:14.82)	2:01.05 [5] (0:15.45)	1:45.61 [5] (0:16.27)	1:29.34 [5] (0:15.77)	1:13.57 [7] (0:14.72)	0:58.85 [8] (0:13.95)	0:44.90 [9] (0:14.36)	0:30.54 [8] (0:15.04)	0:15.50 [7] (0:15.50)
Average Speed [km/h]	53.6	48.8	46.9	44.2	46.2	49.4	51.6	50.5	48.1	46.5
Top Speed [km/h]	54.8	51.7	49.1	45.0	49.6	50.1	52.1	51.4	49.8	48.1
Avg. Dist. to Rail [m]	2.3	1.0	1.2	3.2	1.5	1.7	2.8	1.3	1.0	2.0



[] Ranking at each section and finish
 -:-:- No data available at this section
 NA No data available

Horse/Jockey Name	Remission/M B Holbrough
Finish Rank	7
Fastest Section Time (Section)	0:13.84 (800-600)
Top Speed [km/h] (Section)	54.8 (1980 - 1800)
Race State	Finished



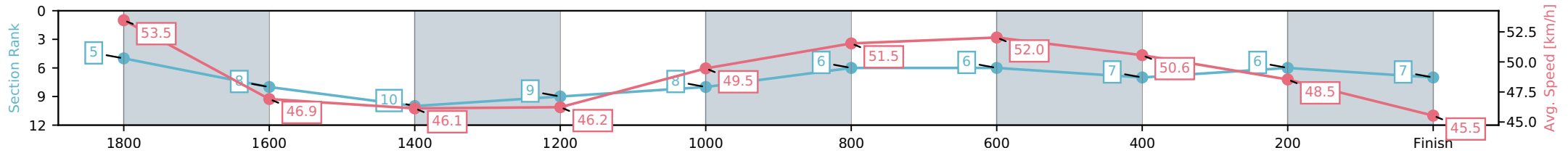
NZ Metropolitan Trotting Club Inc Harness
Race 7: CONTINENTAL EVENT HIRE MOBILE PACE - 1980m



07 June 2026 - 3:17PM

Weather: Fine

Section	L1980	L1800	L1600	L1400	L1200	L1000	L800	L600	L400	L200
Section Times	2:28.15 (0:11.59)	2:16.56 [5] (0:15.88)	2:00.68 [8] (0:16.15)	1:44.52 [10] (0:15.56)	1:28.96 [9] (0:15.13)	1:13.82 [8] (0:14.50)	0:59.32 [6] (0:13.84)	0:45.48 [6] (0:14.54)	0:30.94 [7] (0:15.10)	0:15.84 [6] (0:15.84)
Average Speed [km/h]	53.5	46.9	46.1	46.2	49.5	51.5	52.0	50.6	48.5	45.5
Top Speed [km/h]	54.8	50.6	46.9	49.5	51.6	52.3	52.2	51.5	49.6	47.9
Avg. Dist. to Rail [m]	9.4	5.1	4.5	6.8	4.9	5.2	6.0	3.3	3.0	6.7



- [] Ranking at each section and finish
- :-:- No data available at this section
- NA No data available

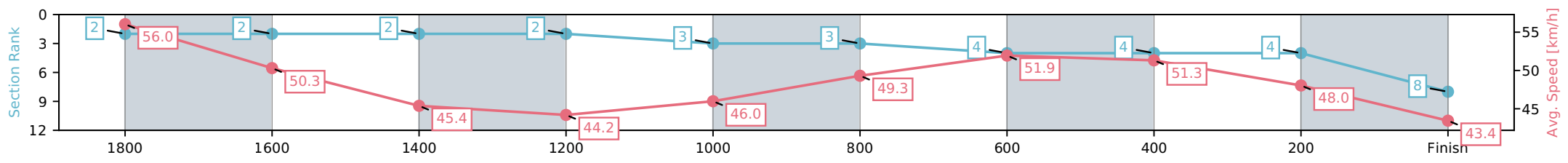
Horse/Jockey Name	Ocean Of Tears/G D O'Reilly
Finish Rank	8
Fastest Section Time (Section)	0:13.86 (800-600)
Top Speed [km/h] (Section)	56.8 (1980 - 1800)
Race State	Finished



NZ Metropolitan Trotting Club Inc Harness
 Race 7: CONTINENTAL EVENT HIRE MOBILE PACE - 1980m
 07 June 2026 - 3:17PM
 Weather: Fine



Section	L1980	L1800	L1600	L1400	L1200	L1000	L800	L600	L400	L200
Section Times	2:28.17 (0:11.13)	2:17.04 [2] (0:14.46)	2:02.58 [2] (0:15.98)	1:46.60 [2] (0:16.29)	1:30.31 [2] (0:15.77)	1:14.54 [3] (0:14.80)	0:59.74 [3] (0:13.86)	0:45.88 [4] (0:14.23)	0:31.65 [4] (0:15.07)	0:16.58 [4] (0:16.58)
Average Speed [km/h]	56.0	50.3	45.4	44.2	46.0	49.3	51.9	51.3	48.0	43.4
Top Speed [km/h]	56.8	54.5	47.6	44.7	48.6	50.1	52.5	52.1	50.5	45.9
Avg. Dist. to Rail [m]	5.0	1.9	1.1	2.3	1.0	2.0	3.5	2.2	1.4	5.4



[] Ranking at each section and finish
 -:-:- No data available at this section
 NA No data available

Horse/Jockey Name	Sugar Babe/C J Dalgety
Finish Rank	9
Fastest Section Time (Section)	0:13.55 (800-600)
Top Speed [km/h] (Section)	54.3 (800-600)
Race State	Finished



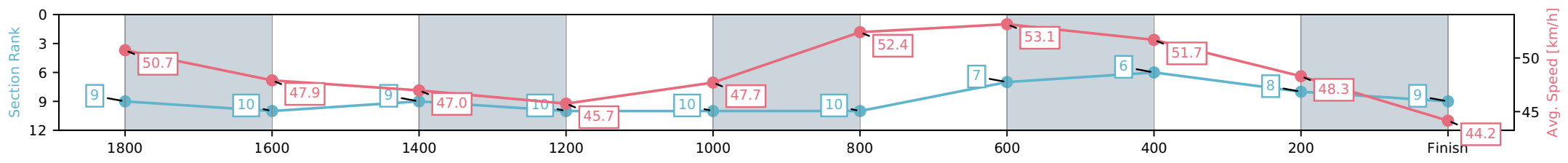
NZ Metropolitan Trotting Club Inc Harness
 Race 7: CONTINENTAL EVENT HIRE MOBILE PACE - 1980m



07 June 2026 - 3:17PM

Weather: Fine

Section	L1980	L1800	L1600	L1400	L1200	L1000	L800	L600	L400	L200
Section Times	2:28.72 (0:12.28)	2:16.44 [9] (0:15.53)	2:00.91 [10] (0:15.73)	1:45.18 [9] (0:15.73)	1:29.45 [10] (0:15.58)	1:13.87 [10] (0:14.29)	0:59.58 [10] (0:13.55)	0:46.02 [7] (0:14.39)	0:31.64 [6] (0:15.33)	0:16.31 [8] (0:16.31)
Average Speed [km/h]	50.7	47.9	47.0	45.7	47.7	52.4	53.1	51.7	48.3	44.2
Top Speed [km/h]	52.7	50.6	47.8	50.0	51.4	52.9	54.3	53.0	50.7	46.8
Avg. Dist. to Rail [m]	12.7	5.1	3.4	5.3	3.9	5.5	7.3	4.9	4.5	7.8



[] Ranking at each section and finish
 -:-:- No data available at this section
 NA No data available

Horse/Jockey Name	Silent Theory/W J House
Finish Rank	10
Fastest Section Time (Section)	0:14.10 (800-600)
Top Speed [km/h] (Section)	54.3 (1980 - 1800)
Race State	Finished



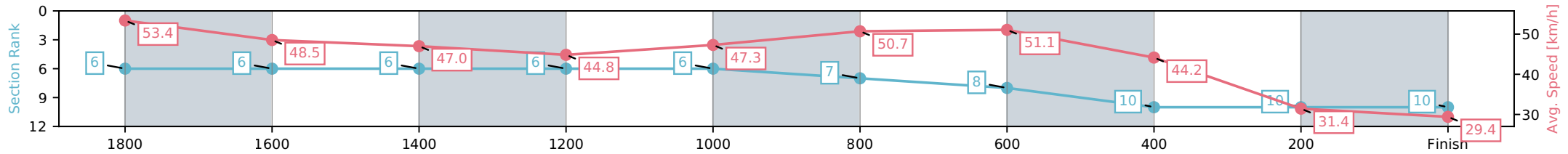
NZ Metropolitan Trotting Club Inc Harness
 Race 7: CONTINENTAL EVENT HIRE MOBILE PACE - 1980m



07 June 2026 - 3:17PM

Weather: Fine

Section	L1980	L1800	L1600	L1400	L1200	L1000	L800	L600	L400	L200
Section Times	2:47.06 (0:11.74)	2:35.32 [6] (0:15.16)	2:20.16 [6] (0:15.70)	2:04.46 [6] (0:16.05)	1:48.41 [6] (0:15.63)	1:32.78 [6] (0:14.56)	1:18.21 [7] (0:14.10)	1:04.11 [8] (0:16.58)	0:47.53 [10] (0:23.22)	0:24.32 [10] (0:24.32)
Average Speed [km/h]	53.4	48.5	47.0	44.8	47.3	50.7	51.1	44.2	31.4	29.4
Top Speed [km/h]	54.3	52.3	48.7	45.9	50.7	52.0	51.7	49.3	37.5	32.6
Avg. Dist. to Rail [m]	5.2	3.1	3.3	5.4	3.3	3.7	4.5	2.5	2.6	6.7



- [] Ranking at each section and finish
- :-:- No data available at this section
- NA No data available