



NZ Metropolitan Trotting Club Inc Harness  
 Race 8: DOWNBYTHESEASIDE-MAKING A SPLASH MOBILE PACE - 1980m  
 07 June 2026 - 3:45PM



Weather: Fine

Field Times (Race Tempo) 2:28.09 (0:11.26) 2:16.83 (0:15.28) 2:01.54 (0:16.20) 1:45.35 (0:15.75) 1:29.59 (0:16.08) 1:13.52 (0:15.56) 0:57.96 (0:14.57) 0:43.38 (0:14.57)

Rank	TAB#	Horse	Overall Time	First 400m	Top Speed km/h (Section)	L1980	L1800	L1600	L1400	L1200	L1000	L800	L600
	(BAR#)	Driver	Margin (DT-W)	Last 600m	Fastest Section (Time)	Start - 1800	1800 - 1600	1600 - 1400	1400 - 1200	1200 - 1000	1000 - 800	800 - 600	600 - 400
1	11	Style Council	2:28.09	0:29.08	55.8 (1980 - 1800)	2:28.09	2:16.13 [5]	2:00.57 [3]	1:44.77 [3]	1:29.12 [3]	1:13.28 [2]	0:57.77 [2]	0:43.19 [2]
	(11)	K G Cameron		0:43.19	400-200 (0:14.17)	(0:11.96)	(0:15.56)	(0:15.80)	(0:15.65)	(0:15.84)	(0:15.51)	(0:14.59)	(0:14.49)
2	12	Jack's Eyre	2:28.12	0:29.24	53.3 (1980 - 1800)	2:28.12	2:15.86 [7]	2:00.38 [4]	1:44.73 [4]	1:28.97 [4]	1:12.91 [5]	0:57.38 [5]	0:42.83 [5]
	(12)	B T Hope	0.2L (-15)	0:42.83	200-0 (0:14.02)	(0:12.26)	(0:15.48)	(0:15.65)	(0:15.76)	(0:16.06)	(0:15.53)	(0:14.55)	(0:14.55)
3	6	Interrigator	2:28.25	0:29.49	53.1 (1980 - 1800)	2:28.25	2:16.23 [6]	2:00.37 [5]	1:44.59 [5]	1:28.95 [5]	1:13.05 [4]	0:57.56 [4]	0:43.03 [4]
	(6)	T M Williams	0.9L (+2)	0:43.03	400-200 (0:14.13)	(0:12.02)	(0:15.86)	(0:15.78)	(0:15.64)	(0:15.90)	(0:15.49)	(0:14.52)	(0:14.57)
4	10	Hugo	2:28.27	0:29.89	55.5 (1980 - 1800)	2:28.27	2:16.51 [4]	1:59.85 [7]	1:44.56 [6]	1:28.81 [6]	1:12.75 [7]	0:57.22 [7]	0:42.68 [7]
	(10)	S J Thornley	1.0L (-15)	0:42.68	400-200 (0:14.05)	(0:11.76)	(0:16.67)	(0:15.28)	(0:15.75)	(0:16.06)	(0:15.54)	(0:14.54)	(0:14.55)
5	14	Brookies Player	2:28.55	0:30.15	53.4 (400-200)	2:28.55	2:15.79 [11]	1:59.95 [8]	1:44.21 [8]	1:28.62 [8]	1:12.71 [8]	0:57.24 [8]	0:42.74 [8]
	(14)	W J House	2.6L (+5)	0:42.74	400-200 (0:14.01)	(0:12.76)	(0:15.84)	(0:15.74)	(0:15.59)	(0:15.91)	(0:15.47)	(0:14.50)	(0:14.57)
6	2	Mouton Cadet	2:28.55	0:28.13	56.9 (1980 - 1800)	2:28.55	2:17.29 [1]	2:02.00 [1]	1:45.81 [1]	1:30.06 [1]	1:13.98 [1]	0:58.42 [1]	0:43.84 [1]
	(2)	M B Holbrough	2.6L (-16)	0:43.84	400-200 (0:14.26)	(0:11.26)	(0:15.28)	(0:16.20)	(0:15.75)	(0:16.08)	(0:15.56)	(0:14.57)	(0:14.57)
7	13	Delightful Dreams	2:28.64	0:29.85	53.7 (400-200)	2:28.64	2:16.06 [10]	2:00.36 [6]	1:44.62 [7]	1:29.02 [7]	1:13.14 [6]	0:57.64 [6]	0:43.13 [6]
	(13)	B N Orange	3.1L (+5)	0:43.13	400-200 (0:13.97)	(0:12.58)	(0:15.70)	(0:15.74)	(0:15.61)	(0:15.88)	(0:15.50)	(0:14.51)	(0:14.58)
8	4	Changeforthebeta	2:28.65	0:28.62	53.6 (1980 - 1800)	2:28.65	2:16.95 [3]	2:01.59 [2]	1:45.59 [2]	1:29.82 [2]	1:13.75 [3]	0:58.21 [3]	0:43.66 [3]
	(4)	S J Ottley	3.2L (-16)	0:43.66	400-200 (0:14.27)	(0:11.70)	(0:15.36)	(0:16.00)	(0:15.76)	(0:16.07)	(0:15.54)	(0:14.55)	(0:14.57)
9	7	Third Party	2:28.85	0:30.58	53.6 (600-400)	2:28.85	2:16.36 [9]	1:59.86 [10]	1:43.88 [10]	1:28.17 [11]	1:12.27 [11]	0:56.87 [11]	0:42.62 [11]
	(7)	R D Close	4.4L (+14)	0:42.62	600-400 (0:14.00)	(0:12.49)	(0:16.50)	(0:15.98)	(0:15.71)	(0:15.90)	(0:15.40)	(0:14.25)	(0:14.00)
10	5	Stubing	2:28.92	0:30.25	53.2 (200-0)	2:28.92	2:16.52 [8]	2:00.31 [9]	1:44.26 [9]	1:28.62 [10]	1:12.73 [10]	0:57.28 [10]	0:42.82 [10]
	(5)	R T May	4.7L (+7)	0:42.83	400-200 (0:14.07)	(0:12.40)	(0:16.20)	(0:16.06)	(0:15.63)	(0:15.89)	(0:15.45)	(0:14.46)	(0:14.58)

Scratched: Heaven Forbid (#1)

Report Created: Sun 07 June 2026

(Note: Races are conducted over an approximate distance as close as possible to the advertised distance, and recorded data may vary accordingly. Official times refer to race times only and do not include handicap times.)

[ ] Position in running at each section and finish  
 -:--:-- No data available at this section  
 NA No data available  
 DNT Did not track

TAB# Saddle cloth number  
 BAR# Barrier/Gate Position  
 DNF Did not finish  
 DT-W Distance travelled compared to winner in metres

Fastest split  
 Fastest section

data processed by TRIPLESDATA



NZ Metropolitan Trotting Club Inc Harness  
 Race 8: DOWNBYTHESEASIDE-MAKING A SPLASH MOBILE PACE - 1980m  
 07 June 2026 - 3:45PM



Weather: Fine

Field Times (Race Tempo) 2:28.09 (0:11.26) 2:16.83 (0:15.28) 2:01.54 (0:16.20) 1:45.35 (0:15.75) 1:29.59 (0:16.08) 1:13.52 (0:15.56) 0:57.96 (0:14.57) 0:43.38 (0:14.57)

Rank	TAB#	Horse	Overall Time	First 400m	Top Speed km/h (Section)	L1980	L1800	L1600	L1400	L1200	L1000	L800	L600
	(BAR#)	Driver	Margin (DT-W)	Last 600m	Fastest Section (Time)	Start - 1800	1800 - 1600	1600 - 1400	1400 - 1200	1200 - 1000	1000 - 800	800 - 600	600 - 400
11	8	Amazing Tom	2:29.56	0:31.21	52.0 (1980 - 1800)	2:29.56	2:16.69 [12]	1:59.95 [11]	1:44.35 [11]	1:29.35 [9]	1:13.70 [9]	0:58.16 [9]	0:43.62 [9]
	(8)	M J Williamson	8.4L (-9)	0:43.62	400-200 (0:14.30)	(0:12.87)	(0:16.74)	(0:15.60)	(0:15.00)	(0:15.65)	(0:15.54)	(0:14.54)	(0:14.58)
12	9	Matai Harry	2:29.77	0:31.61	52.5 (200-0)	2:29.77	2:16.75 [13]	1:59.78 [13]	1:44.36 [12]	1:28.75 [12]	1:12.85 [12]	0:57.42 [12]	0:43.12 [12]
	(9)	O G Thornley	9.6L (+6)	0:43.12	400-200 (0:14.23)	(0:13.02)	(0:16.97)	(0:15.42)	(0:15.62)	(0:15.90)	(0:15.44)	(0:14.30)	(0:14.46)
13	3	Trail Boss	2:48.56	0:32.27	56.4 (1980 - 1800)	2:48.56	2:37.03 [2]	2:18.66 [12]	1:57.73 [13]	1:42.57 [13]	1:25.89 [13]	1:08.30 [13]	0:51.38 [13]
	(3)	J C Morrison	117.0L (-6)	0:51.38	1400-1200 (0:15.16)	(0:11.53)	(0:18.37)	(0:20.92)	(0:15.16)	(0:16.68)	(0:17.59)	(0:16.92)	(0:16.87)

Scratched: Heaven Forbid (#1)

Report Created: Sun 07 June 2026

(Note: Races are conducted over an approximate distance as close as possible to the advertised distance, and recorded data may vary accordingly. Official times refer to race times only and do not include handicap times.)

[ ] Position in running at each section and finish TAB# Saddle cloth number  
 -:-:- No data available at this section BAR# Barrier/Gate Position  
 NA No data available DNF Did not finish  
 DNT Did not track DT-W Distance travelled compared to winner in metres

Fastest split  
 Fastest section



NZ Metropolitan Trotting Club Inc Harness  
 Race 8: DOWNBYTHESEASIDE-MAKING A SPLASH MOBILE PACE - 1980m  
 07 June 2026 - 3:45PM



Weather: Fine

Field Times                      0:28.81      0:14.55  
 (Race Tempo)                    (0:14.26)    (0:14.55)

Rank	TAB#	Horse	Overall Time	First 400m	Top Speed km/h (Section)	L400	L200						
	(BAR#)	Driver	Margin (DT-W)	Last 600m	Fastest Section (Time)	400 - 200	200 - Finish						
1	11	Style Council	2:28.09	0:29.08	55.8 (1980 - 1800)	0:28.70 [2]	0:14.53 [2]						
	(11)	K G Cameron		0:43.19	400-200 (0:14.17)	(0:14.17)	(0:14.53)						
2	12	Jack's Eyre	2:28.12	0:29.24	53.3 (1980 - 1800)	0:28.28 [5]	0:14.02 [6]						
	(12)	B T Hope	0.2L (-15)	0:42.83	200-0 (0:14.02)	(0:14.26)	(0:14.02)						
3	6	Interrogator	2:28.25	0:29.49	53.1 (1980 - 1800)	0:28.46 [4]	0:14.33 [4]						
	(6)	T M Williams	0.9L (+2)	0:43.03	400-200 (0:14.13)	(0:14.13)	(0:14.33)						
4	10	Hugo	2:28.27	0:29.89	55.5 (1980 - 1800)	0:28.13 [7]	0:14.08 [7]						
	(10)	S J Thornley	1.0L (-15)	0:42.68	400-200 (0:14.05)	(0:14.05)	(0:14.08)						
5	14	Brookies Player	2:28.55	0:30.15	53.4 (400-200)	0:28.17 [9]	0:14.16 [8]						
	(14)	W J House	2.6L (+5)	0:42.74	400-200 (0:14.01)	(0:14.01)	(0:14.16)						
6	2	Mouton Cadet	2:28.55	0:28.13	56.9 (1980 - 1800)	0:29.27 [1]	0:15.01 [1]						
	(2)	M B Holbrough	2.6L (-16)	0:43.84	400-200 (0:14.26)	(0:14.26)	(0:15.01)						
7	13	Delightful Dreams	2:28.64	0:29.85	53.7 (400-200)	0:28.55 [6]	0:14.58 [5]						
	(13)	B N Orange	3.1L (+5)	0:43.13	400-200 (0:13.97)	(0:13.97)	(0:14.58)						
8	4	Changeforthebeta	2:28.65	0:28.62	53.6 (1980 - 1800)	0:29.09 [3]	0:14.82 [3]						
	(4)	S J Ottley	3.2L (-16)	0:43.66	400-200 (0:14.27)	(0:14.27)	(0:14.82)						
9	7	Third Party	2:28.85	0:30.58	53.6 (600-400)	0:28.62 [8]	0:14.25 [9]						
	(7)	R D Close	4.4L (+14)	0:42.62	600-400 (0:14.00)	(0:14.37)	(0:14.25)						
10	5	Stubing	2:28.92	0:30.25	53.2 (200-0)	0:28.25 [11]	0:14.18 [10]						
	(5)	R T May	4.7L (+7)	0:42.83	400-200 (0:14.07)	(0:14.07)	(0:14.18)						

Scratched: Heaven Forbid (#1)

Report Created: Sun 07 June 2026

(Note: Races are conducted over an approximate distance as close as possible to the advertised distance, and recorded data may vary accordingly. Official times refer to race times only and do not include handicap times.)

[ ] Position in running at each section and finish    TAB# Saddle cloth number  
 -:-:- No data available at this section                    BAR# Barrier/Gate Position  
 NA No data available    DNF Did not finish  
 DNT Did not track     DT-W Distance travelled compared to winner in metres

Fastest split  
 Fastest section

data processed by TRIPLES DATA



NZ Metropolitan Trotting Club Inc Harness  
 Race 8: DOWNBYTHESEASIDE-MAKING A SPLASH MOBILE PACE - 1980m  
 07 June 2026 - 3:45PM



Weather: Fine

Field Times                      0:28.81      0:14.55  
 (Race Tempo)                    (0:14.26)    (0:14.55)

Rank	TAB#	Horse	Overall Time	First 400m	Top Speed km/h (Section)	L400	L200						
	(BAR#)	Driver	Margin (DT-W)	Last 600m	Fastest Section (Time)	400 - 200	200 - Finish						
11	8	Amazing Tom	2:29.56	0:31.21	52.0 (1980 - 1800)	0:29.04 [10]	0:14.74 [11]						
	(8)	M J Williamson	8.4L (-9)	0:43.62	400-200 (0:14.30)	(0:14.30)	(0:14.74)						
12	9	Matai Harry	2:29.77	0:31.61	52.5 (200-0)	0:28.66 [12]	0:14.43 [12]						
	(9)	O G Thornley	9.6L (+6)	0:43.12	400-200 (0:14.23)	(0:14.23)	(0:14.43)						
13	3	Trail Boss	2:48.56	0:32.27	56.4 (1980 - 1800)	0:34.51 [13]	0:17.18 [13]						
	(3)	J C Morrison	117.0L (-6)	0:51.38	1400-1200 (0:15.16)	(0:17.33)	(0:17.18)						

Scratched: Heaven Forbid (#1)

Report Created: Sun 07 June 2026

(Note: Races are conducted over an approximate distance as close as possible to the advertised distance, and recorded data may vary accordingly. Official times refer to race times only and do not include handicap times.)

[ ] Position in running at each section and finish    TAB# Saddle cloth number  
 -:-:- No data available at this section                BAR# Barrier/Gate Position  
 NA No data available                                    DNF Did not finish  
 DNT Did not track                                        DT-W Distance travelled compared to winner in metres

Fastest split  
 Fastest section

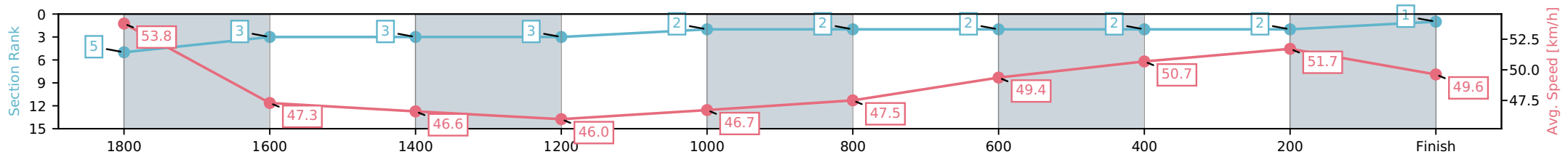
Horse/Jockey Name	Style Council/K G Cameron
Finish Rank	1
Fastest Section Time (Section)	0:14.17 (400-200)
Top Speed [km/h] (Section)	55.8 (1980 - 1800)
Race State	Finished



NZ Metropolitan Trotting Club Inc Harness  
 Race 8: DOWNBYTHESEASIDE-MAKING A SPLASH MOBILE  
 PACE - 1980m  
 07 June 2026 - 3:45PM  
 Weather: Fine



Section	L1980	L1800	L1600	L1400	L1200	L1000	L800	L600	L400	L200
Section Times	2:28.09 (0:11.96)	2:16.13 [5] (0:15.56)	2:00.57 [3] (0:15.80)	1:44.77 [3] (0:15.65)	1:29.12 [3] (0:15.84)	1:13.28 [2] (0:15.51)	0:57.77 [2] (0:14.59)	0:43.19 [2] (0:14.49)	0:28.70 [2] (0:14.17)	0:14.53 [2] (0:14.53)
Average Speed [km/h]	53.8	47.3	46.6	46.0	46.7	47.5	49.4	50.7	51.7	49.6
Top Speed [km/h]	55.8	50.9	47.5	46.2	47.2	48.0	50.0	52.0	51.9	51.4
Avg. Dist. to Rail [m]	3.5	3.3	3.1	5.7	3.4	3.4	3.4	2.9	3.0	6.0



- [ ] Ranking at each section and finish
- :-:- No data available at this section
- NA No data available

Horse/Jockey Name	Jack's Eyre/B T Hope
Finish Rank	2
Fastest Section Time (Section)	0:14.02 (200-0)
Top Speed [km/h] (Section)	53.3 (1980 - 1800)
Race State	Finished



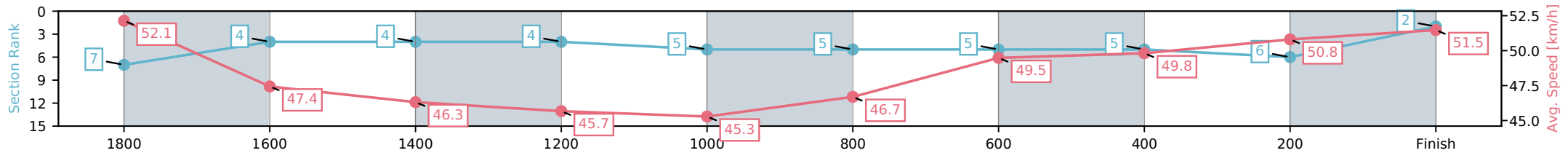
NZ Metropolitan Trotting Club Inc Harness  
 Race 8: DOWNBYTHESEASIDE-MAKING A SPLASH MOBILE  
 PACE - 1980m



07 June 2026 - 3:45PM

Weather: Fine

Section	L1980	L1800	L1600	L1400	L1200	L1000	L800	L600	L400	L200
Section Times	2:28.12 (0:12.26)	2:15.86 [7] (0:15.48)	2:00.38 [4] (0:15.65)	1:44.73 [4] (0:15.76)	1:28.97 [4] (0:16.06)	1:12.91 [5] (0:15.53)	0:57.38 [5] (0:14.55)	0:42.83 [5] (0:14.55)	0:28.28 [5] (0:14.26)	0:14.02 [6] (0:14.02)
Average Speed [km/h]	52.1	47.4	46.3	45.7	45.3	46.7	49.5	49.8	50.8	51.5
Top Speed [km/h]	53.3	50.0	48.5	46.0	46.2	47.7	50.4	50.6	51.7	52.7
Avg. Dist. to Rail [m]	4.9	3.0	1.2	3.8	1.4	1.3	1.5	1.1	1.0	0.9



- [ ] Ranking at each section and finish
- :-:- No data available at this section
- NA No data available

Horse/Jockey Name	Interrigator/T M Williams
Finish Rank	3
Fastest Section Time (Section)	0:14.13 (400-200)
Top Speed [km/h] (Section)	53.1 (1980 - 1800)
Race State	Finished



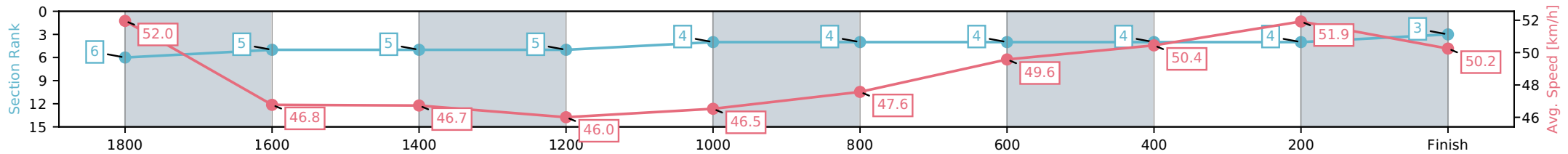
NZ Metropolitan Trotting Club Inc Harness  
 Race 8: DOWNBYTHESEASIDE-MAKING A SPLASH MOBILE  
 PACE - 1980m



07 June 2026 - 3:45PM

Weather: Fine

Section	L1980	L1800	L1600	L1400	L1200	L1000	L800	L600	L400	L200
Section Times	2:28.25 (0:12.02)	2:16.23 [6] (0:15.86)	2:00.37 [5] (0:15.78)	1:44.59 [5] (0:15.64)	1:28.95 [5] (0:15.90)	1:13.05 [4] (0:15.49)	0:57.56 [4] (0:14.52)	0:43.03 [4] (0:14.57)	0:28.46 [4] (0:14.13)	0:14.33 [4] (0:14.33)
Average Speed [km/h]	52.0	46.8	46.7	46.0	46.5	47.6	49.6	50.4	51.9	50.2
Top Speed [km/h]	53.1	49.8	48.0	46.4	47.5	48.2	50.2	51.8	52.2	52.2
Avg. Dist. to Rail [m]	8.3	4.7	3.2	6.0	3.4	3.5	3.8	3.1	3.1	7.6



- [ ] Ranking at each section and finish
- :-:- No data available at this section
- NA No data available

Horse/Jockey Name	Hugo/S J Thornley
Finish Rank	4
Fastest Section Time (Section)	0:14.05 (400-200)
Top Speed [km/h] (Section)	55.5 (1980 - 1800)
Race State	Finished



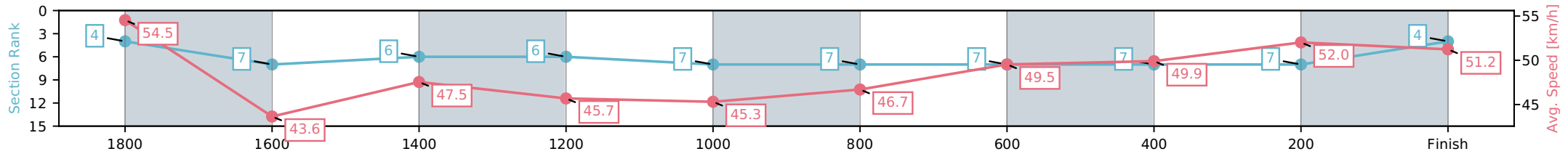
NZ Metropolitan Trotting Club Inc Harness  
 Race 8: DOWNBYTHESEASIDE-MAKING A SPLASH MOBILE  
 PACE - 1980m



07 June 2026 - 3:45PM

Weather: Fine

Section	L1980	L1800	L1600	L1400	L1200	L1000	L800	L600	L400	L200
Section Times	2:28.27 (0:11.76)	2:16.51 [4] (0:16.67)	1:59.85 [7] (0:15.28)	1:44.56 [6] (0:15.75)	1:28.81 [6] (0:16.06)	1:12.75 [7] (0:15.54)	0:57.22 [7] (0:14.54)	0:42.68 [7] (0:14.55)	0:28.13 [7] (0:14.05)	0:14.08 [7] (0:14.08)
Average Speed [km/h]	54.5	43.6	47.5	45.7	45.3	46.7	49.5	49.9	52.0	51.2
Top Speed [km/h]	55.5	54.2	49.4	46.1	46.2	47.9	50.6	51.2	52.9	53.2
Avg. Dist. to Rail [m]	1.8	1.3	1.4	3.9	1.4	1.4	1.6	1.3	2.5	3.8



- [ ] Ranking at each section and finish
- :-:- No data available at this section
- NA No data available

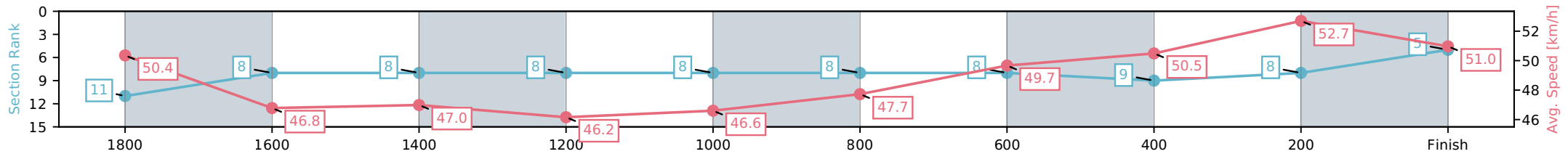
Horse/Jockey Name	Brookies Player/W J House
Finish Rank	5
Fastest Section Time (Section)	0:14.01 (400-200)
Top Speed [km/h] (Section)	53.4 (400-200)
Race State	Finished



NZ Metropolitan Trotting Club Inc Harness  
 Race 8: DOWNBYTHESEASIDE-MAKING A SPLASH MOBILE  
 PACE - 1980m  
 07 June 2026 - 3:45PM  
 Weather: Fine



Section	L1980	L1800	L1600	L1400	L1200	L1000	L800	L600	L400	L200
Section Times	2:28.55 (0:12.76)	2:15.79 [11] (0:15.84)	1:59.95 [8] (0:15.74)	1:44.21 [8] (0:15.59)	1:28.62 [8] (0:15.91)	1:12.71 [8] (0:15.47)	0:57.24 [8] (0:14.50)	0:42.74 [8] (0:14.57)	0:28.17 [9] (0:14.01)	0:14.16 [8] (0:14.16)
Average Speed [km/h]	50.4	46.8	47.0	46.2	46.6	47.7	49.7	50.5	52.7	51.0
Top Speed [km/h]	51.8	49.0	48.5	46.8	48.1	49.1	50.9	51.7	53.4	52.9
Avg. Dist. to Rail [m]	8.3	4.4	3.6	6.2	3.7	3.6	3.9	3.2	4.2	10.4



- [ ] Ranking at each section and finish
- :-:- No data available at this section
- NA No data available

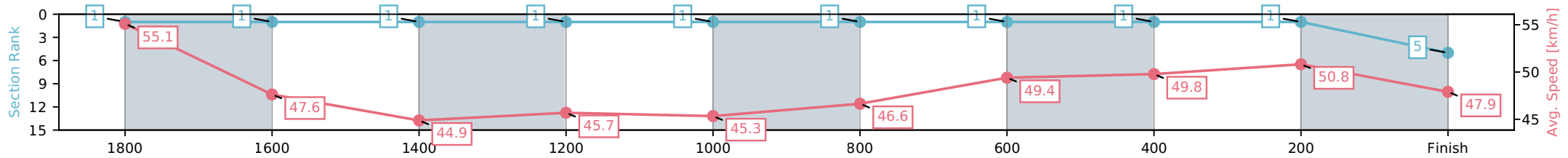
Horse/Jockey Name	Mouton Cadet/M B Holbrough
Finish Rank	6
Fastest Section Time (Section)	0:14.26 (400-200)
Top Speed [km/h] (Section)	56.9 (1980 - 1800)
Race State	Finished



NZ Metropolitan Trotting Club Inc Harness  
 Race 8: DOWNBYTHESEASIDE-MAKING A SPLASH MOBILE  
 PACE - 1980m  
 07 June 2026 - 3:45PM  
 Weather: Fine



Section	L1980	L1800	L1600	L1400	L1200	L1000	L800	L600	L400	L200
Section Times	2:28.55 (0:11.26)	2:17.29 [1] (0:15.28)	2:02.00 [1] (0:16.20)	1:45.81 [1] (0:15.75)	1:30.06 [1] (0:16.08)	1:13.98 [1] (0:15.56)	0:58.42 [1] (0:14.57)	0:43.84 [1] (0:14.57)	0:29.27 [1] (0:14.26)	0:15.01 [1] (0:15.01)
Average Speed [km/h]	55.1	47.6	44.9	45.7	45.3	46.6	49.4	49.8	50.8	47.9
Top Speed [km/h]	56.9	51.5	46.1	45.9	46.6	47.8	49.8	50.9	51.3	51.0
Avg. Dist. to Rail [m]	1.8	1.6	1.4	3.8	1.6	1.3	1.5	1.2	1.3	4.7



- [ ] Ranking at each section and finish
- :-:- No data available at this section
- NA No data available

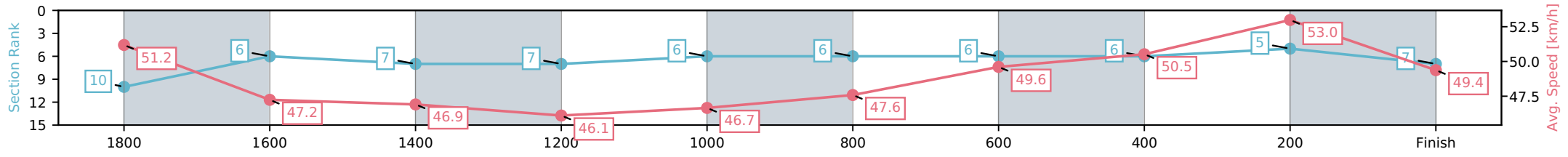
Horse/Jockey Name	Delightful Dreams/B N Orange
Finish Rank	7
Fastest Section Time (Section)	0:13.97 (400-200)
Top Speed [km/h] (Section)	53.7 (400-200)
Race State	Finished



NZ Metropolitan Trotting Club Inc Harness  
 Race 8: DOWNBYTHESEASIDE-MAKING A SPLASH MOBILE  
 PACE - 1980m  
 07 June 2026 - 3:45PM  
 Weather: Fine



Section	L1980	L1800	L1600	L1400	L1200	L1000	L800	L600	L400	L200
Section Times	2:28.64 (0:12.58)	2:16.06 [10] (0:15.70)	2:00.36 [6] (0:15.74)	1:44.62 [7] (0:15.61)	1:29.02 [7] (0:15.88)	1:13.14 [6] (0:15.50)	0:57.64 [6] (0:14.51)	0:43.13 [6] (0:14.58)	0:28.55 [6] (0:13.97)	0:14.58 [5] (0:14.58)
Average Speed [km/h]	51.2	47.2	46.9	46.1	46.7	47.6	49.6	50.5	53.0	49.4
Top Speed [km/h]	51.8	50.0	48.0	46.6	47.7	48.3	50.6	52.0	53.7	52.7
Avg. Dist. to Rail [m]	6.2	4.2	3.4	6.0	3.6	3.5	3.9	3.3	4.4	9.0



[ ] Ranking at each section and finish  
 -:-:- No data available at this section  
 NA No data available

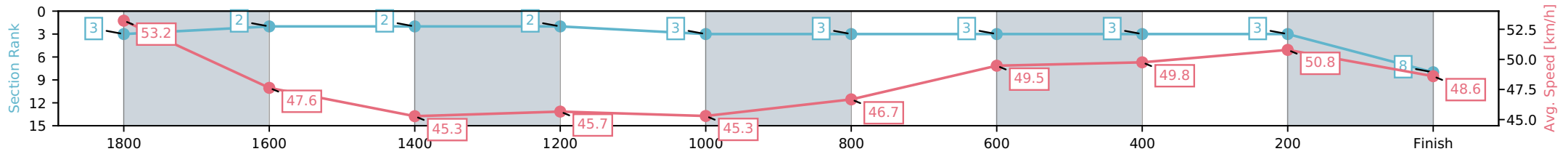
Horse/Jockey Name	Changeforthebeta/S J Ottley
Finish Rank	8
Fastest Section Time (Section)	0:14.27 (400-200)
Top Speed [km/h] (Section)	53.6 (1980 - 1800)
Race State	Finished



NZ Metropolitan Trotting Club Inc Harness  
 Race 8: DOWNBYTHESEASIDE-MAKING A SPLASH MOBILE  
 PACE - 1980m  
 07 June 2026 - 3:45PM  
 Weather: Fine



Section	L1980	L1800	L1600	L1400	L1200	L1000	L800	L600	L400	L200
Section Times	2:28.65 (0:11.70)	2:16.95 [3] (0:15.36)	2:01.59 [2] (0:16.00)	1:45.59 [2] (0:15.76)	1:29.82 [2] (0:16.07)	1:13.75 [3] (0:15.54)	0:58.21 [3] (0:14.55)	0:43.66 [3] (0:14.57)	0:29.09 [3] (0:14.27)	0:14.82 [3] (0:14.82)
Average Speed [km/h]	53.2	47.6	45.3	45.7	45.3	46.7	49.5	49.8	50.8	48.6
Top Speed [km/h]	53.6	51.8	46.4	46.1	46.4	47.5	50.0	50.6	51.4	51.4
Avg. Dist. to Rail [m]	4.8	2.9	1.1	3.9	1.4	1.2	1.5	1.1	1.1	1.9



- [ ] Ranking at each section and finish
- :-:- No data available at this section
- NA No data available

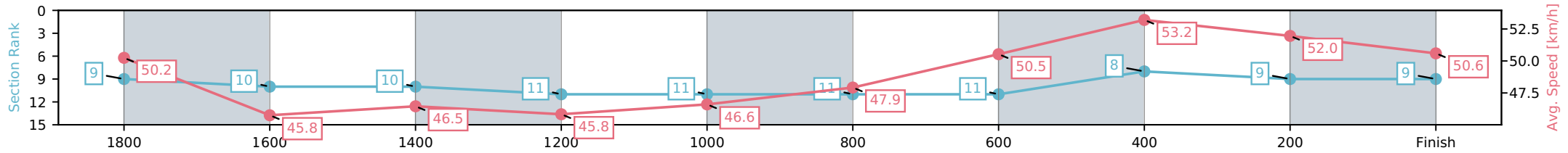
Horse/Jockey Name	Third Party/R D Close
Finish Rank	9
Fastest Section Time (Section)	0:14.00 (600-400)
Top Speed [km/h] (Section)	53.6 (600-400)
Race State	Finished



NZ Metropolitan Trotting Club Inc Harness  
 Race 8: DOWNBYTHESEASIDE-MAKING A SPLASH MOBILE  
 PACE - 1980m  
 07 June 2026 - 3:45PM  
 Weather: Fine



Section	L1980	L1800	L1600	L1400	L1200	L1000	L800	L600	L400	L200
Section Times	2:28.85 (0:12.49)	2:16.36 [9] (0:16.50)	1:59.86 [10] (0:15.98)	1:43.88 [10] (0:15.71)	1:28.17 [11] (0:15.90)	1:12.27 [11] (0:15.40)	0:56.87 [11] (0:14.25)	0:42.62 [11] (0:14.00)	0:28.62 [8] (0:14.37)	0:14.25 [9] (0:14.25)
Average Speed [km/h]	50.2	45.8	46.5	45.8	46.6	47.9	50.5	53.2	52.0	50.6
Top Speed [km/h]	53.3	48.5	48.2	46.4	47.7	49.7	51.9	53.6	53.3	51.4
Avg. Dist. to Rail [m]	10.2	7.3	3.9	6.3	3.6	3.6	4.5	4.9	5.6	9.4



- [ ] Ranking at each section and finish
- :-:- No data available at this section
- NA No data available

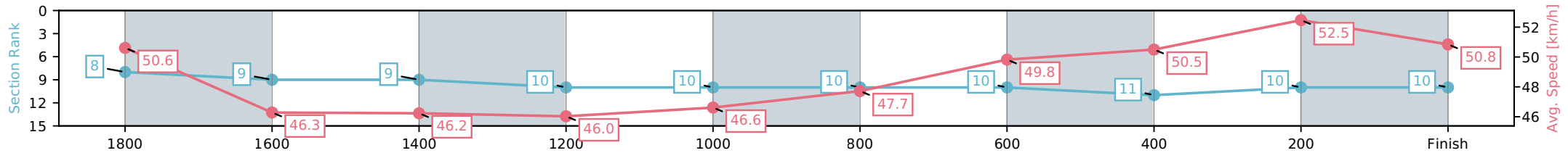
Horse/Jockey Name	Stubing/R T May
Finish Rank	10
Fastest Section Time (Section)	0:14.07 (400-200)
Top Speed [km/h] (Section)	53.2 (200-0)
Race State	Finished



NZ Metropolitan Trotting Club Inc Harness  
 Race 8: DOWNBYTHESEASIDE-MAKING A SPLASH MOBILE  
 PACE - 1980m  
 07 June 2026 - 3:45PM  
 Weather: Fine



Section	L1980	L1800	L1600	L1400	L1200	L1000	L800	L600	L400	L200
Section Times	2:28.92 (0:12.40)	2:16.52 [8] (0:16.20)	2:00.31 [9] (0:16.06)	1:44.26 [9] (0:15.63)	1:28.62 [10] (0:15.89)	1:12.73 [10] (0:15.45)	0:57.28 [10] (0:14.46)	0:42.82 [10] (0:14.58)	0:28.25 [11] (0:14.07)	0:14.18 [10] (0:14.18)
Average Speed [km/h]	50.6	46.3	46.2	46.0	46.6	47.7	49.8	50.5	52.5	50.8
Top Speed [km/h]	52.0	48.2	47.6	46.8	47.7	49.4	51.1	52.0	52.9	53.2
Avg. Dist. to Rail [m]	6.8	5.8	3.9	6.2	3.6	3.5	4.0	3.2	3.9	6.1



- [ ] Ranking at each section and finish
- :-:- No data available at this section
- NA No data available

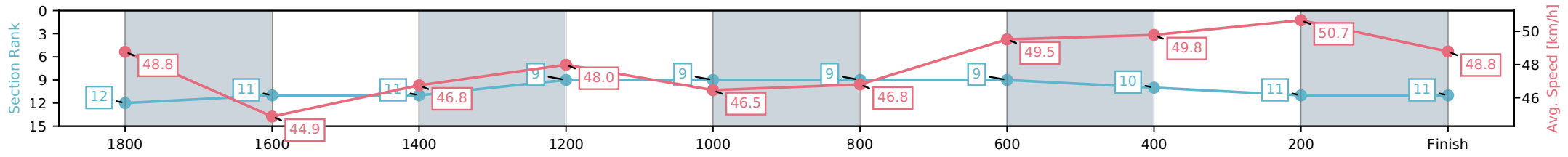
Horse/Jockey Name	Amazing Tom/M J Williamson
Finish Rank	11
Fastest Section Time (Section)	0:14.30 (400-200)
Top Speed [km/h] (Section)	52.0 (1980 - 1800)
Race State	Finished



NZ Metropolitan Trotting Club Inc Harness  
 Race 8: DOWNBYTHESEASIDE-MAKING A SPLASH MOBILE  
 PACE - 1980m  
 07 June 2026 - 3:45PM  
 Weather: Fine



Section	L1980	L1800	L1600	L1400	L1200	L1000	L800	L600	L400	L200
Section Times	2:29.56 (0:12.87)	2:16.69 [12] (0:16.74)	1:59.95 [11] (0:15.60)	1:44.35 [11] (0:15.00)	1:29.35 [9] (0:15.65)	1:13.70 [9] (0:15.54)	0:58.16 [9] (0:14.54)	0:43.62 [9] (0:14.58)	0:29.04 [10] (0:14.30)	0:14.74 [11] (0:14.74)
Average Speed [km/h]	48.8	44.9	46.8	48.0	46.5	46.8	49.5	49.8	50.7	48.8
Top Speed [km/h]	52.0	46.4	48.2	48.4	47.4	47.8	50.6	50.8	51.2	51.2
Avg. Dist. to Rail [m]	12.0	6.8	1.6	3.3	1.4	1.7	1.9	1.4	1.0	1.7



- [ ] Ranking at each section and finish
- :-:- No data available at this section
- NA No data available

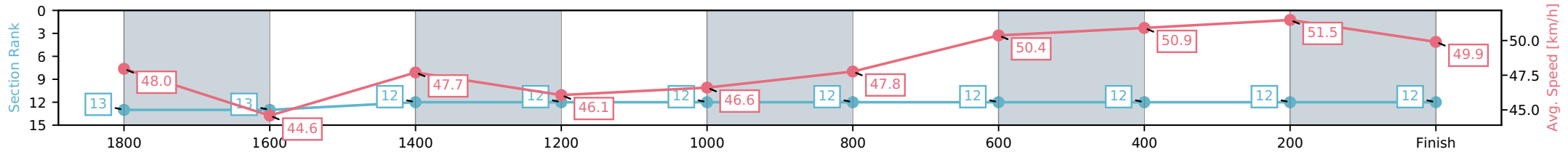
Horse/Jockey Name	Matai Harry/O G Thornley
Finish Rank	12
Fastest Section Time (Section)	0:14.23 (400-200)
Top Speed [km/h] (Section)	52.5 (200-0)
Race State	Finished



NZ Metropolitan Trotting Club Inc Harness  
 Race 8: DOWNBYTHESEASIDE-MAKING A SPLASH MOBILE  
 PACE - 1980m  
 07 June 2026 - 3:45PM  
 Weather: Fine



Section	L1980	L1800	L1600	L1400	L1200	L1000	L800	L600	L400	L200
Section Times	2:29.77 (0:13.02)	2:16.75 [13] (0:16.97)	1:59.78 [13] (0:15.42)	1:44.36 [12] (0:15.62)	1:28.75 [12] (0:15.90)	1:12.85 [12] (0:15.44)	0:57.42 [12] (0:14.30)	0:43.12 [12] (0:14.46)	0:28.66 [12] (0:14.23)	0:14.43 [12] (0:14.43)
Average Speed [km/h]	48.0	44.6	47.7	46.1	46.6	47.8	50.4	50.9	51.5	49.9
Top Speed [km/h]	51.4	46.6	49.9	48.4	47.7	49.6	51.4	51.5	52.3	52.5
Avg. Dist. to Rail [m]	13.8	8.2	2.8	6.3	3.6	3.5	4.4	3.4	2.6	5.2



- [ ] Ranking at each section and finish
- :-:- No data available at this section
- NA No data available

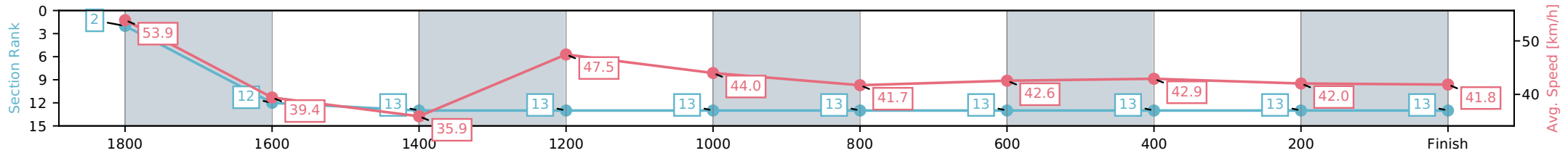
Horse/Jockey Name	Trail Boss/J C Morrison
Finish Rank	13
Fastest Section Time (Section)	0:15.16 (1400-1200)
Top Speed [km/h] (Section)	56.4 (1980 - 1800)
Race State	Finished



NZ Metropolitan Trotting Club Inc Harness  
 Race 8: DOWNBYTHESEASIDE-MAKING A SPLASH MOBILE  
 PACE - 1980m  
 07 June 2026 - 3:45PM  
 Weather: Fine



Section	L1980	L1800	L1600	L1400	L1200	L1000	L800	L600	L400	L200
Section Times	2:48.56 (0:11.53)	2:37.03 [2] (0:18.37)	2:18.66 [12] (0:20.92)	1:57.73 [13] (0:15.16)	1:42.57 [13] (0:16.68)	1:25.89 [13] (0:17.59)	1:08.30 [13] (0:16.92)	0:51.38 [13] (0:16.87)	0:34.51 [13] (0:17.33)	0:17.18 [13] (0:17.18)
Average Speed [km/h]	53.9	39.4	35.9	47.5	44.0	41.7	42.6	42.9	42.0	41.8
Top Speed [km/h]	56.4	49.8	47.9	48.4	45.5	43.1	43.7	43.9	42.9	42.4
Avg. Dist. to Rail [m]	2.8	0.9	4.9	6.1	2.5	2.4	2.0	0.9	1.9	2.5



- [ ] Ranking at each section and finish
- :-:- No data available at this section
- NA No data available