



# NZ Metropolitan Trotting Club Inc Harness

Race 9: HYDROFLOW SILK ROAD FILLIES & MARES FINAL (MOBILE TROT) - 1980m

07 June 2026 - 4:27PM



Weather: Fine

Field Times	2:28.36	2:16.61	2:02.47	1:46.80	1:31.23	1:14.99	0:59.06	0:43.73
(Race Tempo)	(0:11.75)	(0:14.14)	(0:15.67)	(0:15.57)	(0:16.24)	(0:15.92)	(0:15.34)	(0:14.93)

Rank	TAB#	Horse	Overall Time	First 400m	Top Speed km/h (Section)	L1980	L1800	L1600	L1400	L1200	L1000	L800	L600
	(BAR#)	Driver	Margin (DT-W)	Last 600m	Fastest Section (Time)	Start - 1800	1800 - 1600	1600 - 1400	1400 - 1200	1200 - 1000	1000 - 800	800 - 600	600 - 400
1	8	Birdy	2:28.36	0:29.20	53.7 (200-0)	2:28.36	2:15.46 [11]	2:00.68 [9]	1:45.34 [9]	1:29.90 [7]	1:13.89 [7]	0:58.22 [6]	0:42.99 [6]
	(8)	B N Orange		0:42.99	200-0 (0:13.88)	(0:12.90)	(0:14.78)	(0:15.33)	(0:15.44)	(0:16.01)	(0:15.67)	(0:15.24)	(0:14.94)
2	11	Wanna Play A Game	2:28.37	0:28.88	52.7 (1980 - 1800)	2:28.37	2:15.91 [7]	2:01.15 [7]	1:45.75 [6]	1:30.28 [5]	1:14.19 [5]	0:58.59 [4]	0:43.33 [4]
	(11)	S J Ottley	0.1L (-3)	0:43.33	200-0 (0:14.14)	(0:12.46)	(0:14.76)	(0:15.40)	(0:15.46)	(0:16.10)	(0:15.60)	(0:15.26)	(0:14.90)
3	9	Four Wise Women	2:28.53	0:27.99	54.0 (1980 - 1800)	2:28.53	2:16.75 [2]	2:02.10 [3]	1:46.96 [1]	1:31.40 [1]	1:15.16 [1]	0:59.23 [1]	0:43.90 [1]
	(9)	T M Williams	0.9L (-10)	0:43.90	400-200 (0:14.31)	(0:11.78)	(0:14.65)	(0:15.14)	(0:15.57)	(0:16.24)	(0:15.92)	(0:15.34)	(0:14.93)
4	6	Kowhai Sunburst	2:28.60	0:27.43	53.7 (1800-1600)	2:28.60	2:16.72 [3]	2:02.71 [1]	1:47.02 [2]	1:31.15 [2]	1:14.92 [2]	0:59.01 [3]	0:43.67 [3]
	(6)	B T Hope	1.4L (-16)	0:43.67	1800-1600 (0:14.01)	(0:11.88)	(0:14.01)	(0:15.69)	(0:15.87)	(0:16.22)	(0:15.92)	(0:15.34)	(0:14.93)
5	3	Buffy Northstains	2:28.95	0:28.50	52.1 (1980 - 1800)	2:28.95	2:16.84 [5]	2:02.03 [5]	1:46.61 [5]	1:31.15 [4]	1:15.13 [3]	0:59.47 [2]	0:44.20 [2]
	(3)	M B Holbrough	3.4L (-2)	0:44.20	400-200 (0:14.34)	(0:12.11)	(0:14.80)	(0:15.42)	(0:15.46)	(0:16.02)	(0:15.66)	(0:15.27)	(0:14.96)
6	4	Flying Dreams	2:29.25	0:27.79	54.1 (1980 - 1800)	2:29.25	2:17.50 [1]	2:03.00 [2]	1:47.36 [3]	1:31.46 [3]	1:15.25 [4]	0:59.35 [5]	0:44.00 [5]
	(4)	John R Dunn	5.1L (-15)	0:43.99	400-200 (0:14.25)	(0:11.75)	(0:14.50)	(0:15.64)	(0:15.90)	(0:16.21)	(0:15.90)	(0:15.35)	(0:14.93)
7	5	Sheila Laxon	2:29.66	0:29.59	52.1 (200-0)	2:29.66	2:17.02 [9]	2:01.63 [10]	1:46.25 [10]	1:30.85 [9]	1:14.84 [9]	0:59.17 [8]	0:43.98 [8]
	(5)	S E O'Reilly	7.5L (+0)	0:43.98	400-200 (0:14.29)	(0:12.64)	(0:15.39)	(0:15.38)	(0:15.40)	(0:16.01)	(0:15.66)	(0:15.20)	(0:15.04)
8	7	Holly Highlander	2:29.71	0:29.94	51.8 (400-200)	2:29.71	2:17.12 [8]	2:01.33 [11]	1:45.97 [11]	1:30.59 [11]	1:14.58 [11]	0:58.90 [10]	0:43.75 [9]
	(7)	R T May	7.7L (+0)	0:43.75	400-200 (0:14.30)	(0:12.59)	(0:15.79)	(0:15.36)	(0:15.38)	(0:16.01)	(0:15.68)	(0:15.15)	(0:15.09)
9	2	Jordan Anne	2:29.76	0:28.24	54.0 (1980 - 1800)	2:29.76	2:17.84 [4]	2:03.08 [4]	1:47.51 [4]	1:31.60 [6]	1:15.38 [6]	0:59.48 [7]	0:44.13 [7]
	(2)	M J Williamson	8.0L (-17)	0:44.13	400-200 (0:14.34)	(0:11.92)	(0:14.76)	(0:15.56)	(0:15.92)	(0:16.21)	(0:15.90)	(0:15.35)	(0:15.02)
10	1	Ridge	2:30.64	0:28.71	51.6 (1980 - 1800)	2:30.64	2:18.39 [6]	2:03.47 [6]	1:48.00 [7]	1:32.12 [8]	1:15.94 [8]	1:00.03 [9]	0:44.68 [10]
	(1)	K A Butt	13.1L (-17)	0:44.68	400-200 (0:14.39)	(0:12.25)	(0:14.92)	(0:15.47)	(0:15.88)	(0:16.18)	(0:15.91)	(0:15.36)	(0:15.07)

Report Created: Sun 07 June 2026

(Note: Races are conducted over an approximate distance as close as possible to the advertised distance, and recorded data may vary accordingly. Official times refer to race times only and do not include handicap times.)

[ ] Position in running at each section and finish TAB# Saddle cloth number

:-:-- No data available at this section

NA No data available

DNT Did not track

BAR# Barrier/Gate Position

DNF Did not finish

DT-W Distance travelled compared to winner in metres

Fastest split

Fastest section



NZ Metropolitan Trotting Club Inc Harness  
 Race 9: HYDROFLOW SILK ROAD FILLIES & MARES FINAL (MOBILE TROT) - 1980m  
 07 June 2026 - 4:27PM



Weather: Fine

Field Times (Race Tempo) 2:28.36 (0:11.75) 2:16.61 (0:14.14) 2:02.47 (0:15.67) 1:46.80 (0:15.57) 1:31.23 (0:16.24) 1:14.99 (0:15.92) 0:59.06 (0:15.34) 0:43.73 (0:14.93)

Rank	TAB#	Horse	Overall Time	First 400m	Top Speed km/h (Section)	L1980	L1800	L1600	L1400	L1200	L1000	L800	L600
	(BAR#)	Driver	Margin (DT-W)	Last 600m	Fastest Section (Time)	Start - 1800	1800 - 1600	1600 - 1400	1400 - 1200	1200 - 1000	1000 - 800	800 - 600	600 - 400
11	10	Paige	2:32.60	0:29.18	51.8 (400-200)	2:32.60	2:19.84 [10]	2:05.08 [8]	1:49.61 [8]	1:33.71 [10]	1:17.57 [10]	1:01.64 [11]	0:46.29 [11]
	(10)	S J Tomlinson	24.2L (-9)	0:46.29	400-200 (0:14.67)	(0:12.76)	(0:14.76)	(0:15.47)	(0:15.90)	(0:16.14)	(0:15.94)	(0:15.35)	(0:15.10)

Report Created: Sun 07 June 2026

(Note: Races are conducted over an approximate distance as close as possible to the advertised distance, and recorded data may vary accordingly. Official times refer to race times only and do not include handicap times.)

[ ] Position in running at each section and finish TAB# Saddle cloth number

:-:-- No data available at this section

NA No data available

DNT Did not track

BAR# Barrier/Gate Position

DNF Did not finish

DT-W Distance travelled compared to winner in metres

Fastest split

Fastest section



NZ Metropolitan Trotting Club Inc Harness  
 Race 9: HYDROFLOW SILK ROAD FILLIES & MARES FINAL (MOBILE TROT) - 1980m  
 07 June 2026 - 4:27PM



Weather: Fine

Field Times                      0:28.80      0:14.49  
 (Race Tempo)                    (0:14.31)    (0:14.49)

Rank	TAB#	Horse	Overall Time	First 400m	Top Speed km/h (Section)	L400	L200						
	(BAR#)	Driver	Margin (DT-W)	Last 600m	Fastest Section (Time)	400 - 200	200 - Finish						
1	8	Birdy	2:28.36	0:29.20	53.7 (200-0)	0:28.05 [6]	0:13.88 [6]						
	(8)	B N Orange		0:42.99	200-0 (0:13.88)	(0:14.17)	(0:13.88)						
2	11	Wanna Play A Game	2:28.37	0:28.88	52.7 (1980 - 1800)	0:28.43 [4]	0:14.14 [4]						
	(11)	S J Ottley	0.1L (-3)	0:43.33	200-0 (0:14.14)	(0:14.29)	(0:14.14)						
3	9	Four Wise Women	2:28.53	0:27.99	54.0 (1980 - 1800)	0:28.97 [1]	0:14.66 [1]						
	(9)	T M Williams	0.9L (-10)	0:43.90	400-200 (0:14.31)	(0:14.31)	(0:14.66)						
4	6	Kowhai Sunburst	2:28.60	0:27.43	53.7 (1800-1600)	0:28.74 [3]	0:14.47 [3]						
	(6)	B T Hope	1.4L (-16)	0:43.67	1800-1600 (0:14.01)	(0:14.27)	(0:14.47)						
5	3	Buffy Northstains	2:28.95	0:28.50	52.1 (1980 - 1800)	0:29.24 [2]	0:14.90 [2]						
	(3)	M B Holbrough	3.4L (-2)	0:44.20	400-200 (0:14.34)	(0:14.34)	(0:14.90)						
6	4	Flying Dreams	2:29.25	0:27.79	54.1 (1980 - 1800)	0:29.06 [5]	0:14.81 [5]						
	(4)	John R Dunn	5.1L (-15)	0:43.99	400-200 (0:14.25)	(0:14.25)	(0:14.81)						
7	5	Sheila Laxon	2:29.66	0:29.59	52.1 (200-0)	0:28.94 [8]	0:14.65 [8]						
	(5)	S E O'Reilly	7.5L (+0)	0:43.98	400-200 (0:14.29)	(0:14.29)	(0:14.65)						
8	7	Holly Highlander	2:29.71	0:29.94	51.8 (400-200)	0:28.66 [10]	0:14.36 [9]						
	(7)	R T May	7.7L (+0)	0:43.75	400-200 (0:14.30)	(0:14.30)	(0:14.36)						
9	2	Jordan Anne	2:29.76	0:28.24	54.0 (1980 - 1800)	0:29.11 [7]	0:14.77 [7]						
	(2)	M J Williamson	8.0L (-17)	0:44.13	400-200 (0:14.34)	(0:14.34)	(0:14.77)						
10	1	Ridge	2:30.64	0:28.71	51.6 (1980 - 1800)	0:29.61 [9]	0:15.22 [10]						
	(1)	K A Butt	13.1L (-17)	0:44.68	400-200 (0:14.39)	(0:14.39)	(0:15.22)						

Report Created: Sun 07 June 2026

(Note: Races are conducted over an approximate distance as close as possible to the advertised distance, and recorded data may vary accordingly. Official times refer to race times only and do not include handicap times.)

[ ] Position in running at each section and finish    TAB#    Saddle cloth number

Fastest split

:-:-- No data available at this section

BAR#    Barrier/Gate Position

Fastest section

NA    No data available

DNF    Did not finish

DNT    Did not track

DT-W    Distance travelled compared to winner in metres



NZ Metropolitan Trotting Club Inc Harness  
 Race 9: HYDROFLOW SILK ROAD FILLIES & MARES FINAL (MOBILE TROT) - 1980m  
 07 June 2026 - 4:27PM



Weather: Fine

Field Times                    0:28.80    0:14.49  
 (Race Tempo)                (0:14.31)   (0:14.49)

Rank	TAB#	Horse	Overall Time	First 400m	Top Speed km/h (Section)	L400	L200						
	(BAR#)	Driver	Margin (DT-W)	Last 600m	Fastest Section (Time)	400 - 200	200 - Finish						
11	10	Paige	2:32.60	0:29.18	51.8 (400-200)	0:31.19 [11]	0:16.52 [11]						
	(10)	S J Tomlinson	24.2L (-9)	0:46.29	400-200 (0:14.67)	(0:14.67)	(0:16.52)						

Report Created: Sun 07 June 2026

(Note: Races are conducted over an approximate distance as close as possible to the advertised distance, and recorded data may vary accordingly. Official times refer to race times only and do not include handicap times.)

[ ] Position in running at each section and finish    TAB# Saddle cloth number

:-:-- No data available at this section

NA No data available

DNT Did not track

BAR# Barrier/Gate Position

DNF Did not finish

DT-W Distance travelled compared to winner in metres

Fastest split

Fastest section

Horse/Jockey Name	Birdy/B N Orange
Finish Rank	1
Fastest Section Time (Section)	0:13.88 (200-0)
Top Speed [km/h] (Section)	53.7 (200-0)
Race State	Finished



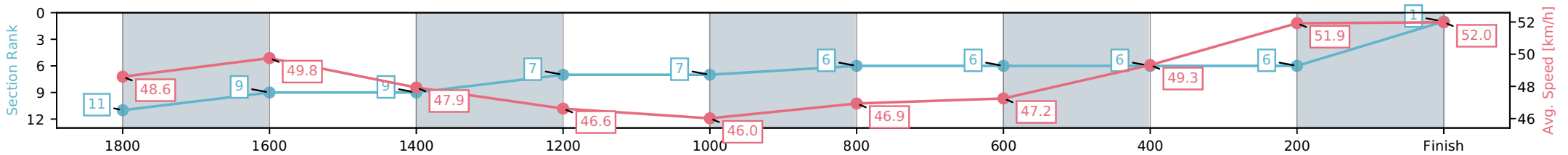
NZ Metropolitan Trotting Club Inc Harness  
 Race 9: HYDROFLOW SILK ROAD FILLIES & MARES FINAL  
 (MOBILE TROT) - 1980m



07 June 2026 - 4:27PM

Weather: Fine

Section	L1980	L1800	L1600	L1400	L1200	L1000	L800	L600	L400	L200
Section Times	2:28.36 (0:12.90)	2:15.46 [11] (0:14.78)	2:00.68 [9] (0:15.33)	1:45.34 [9] (0:15.44)	1:29.90 [7] (0:16.01)	1:13.89 [7] (0:15.67)	0:58.22 [6] (0:15.24)	0:42.99 [6] (0:14.94)	0:28.05 [6] (0:14.17)	0:13.88 [6] (0:13.88)
Average Speed [km/h]	48.6	49.8	47.9	46.6	46.0	46.9	47.2	49.3	51.9	52.0
Top Speed [km/h]	49.4	50.3	48.9	49.0	47.5	48.2	48.5	51.5	53.7	53.7
Avg. Dist. to Rail [m]	10.1	3.3	2.8	4.3	3.0	3.0	3.6	3.4	4.0	9.3



[ ] Ranking at each section and finish  
 -:-:- No data available at this section  
 NA No data available

Horse/Jockey Name	Wanna Play A Game/S J Ottley
Finish Rank	2
Fastest Section Time (Section)	0:14.14 (200-0)
Top Speed [km/h] (Section)	52.7 (1980 - 1800)
Race State	Finished



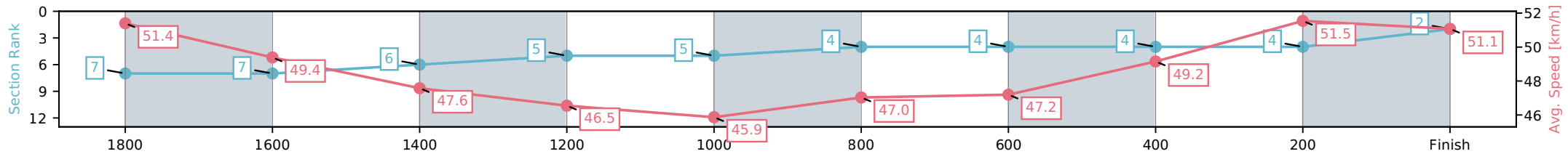
NZ Metropolitan Trotting Club Inc Harness  
 Race 9: HYDROFLOW SILK ROAD FILLIES & MARES FINAL  
 (MOBILE TROT) - 1980m



07 June 2026 - 4:27PM

Weather: Fine

Section	L1980	L1800	L1600	L1400	L1200	L1000	L800	L600	L400	L200
Section Times	2:28.37 (0:12.46)	2:15.91 [7] (0:14.76)	2:01.15 [7] (0:15.40)	1:45.75 [6] (0:15.46)	1:30.28 [5] (0:16.10)	1:14.19 [5] (0:15.60)	0:58.59 [4] (0:15.26)	0:43.33 [4] (0:14.90)	0:28.43 [4] (0:14.29)	0:14.14 [4] (0:14.14)
Average Speed [km/h]	51.4	49.4	47.6	46.5	45.9	47.0	47.2	49.2	51.5	51.1
Top Speed [km/h]	52.7	50.3	48.9	48.3	47.0	47.9	48.0	51.5	52.4	52.6
Avg. Dist. to Rail [m]	3.1	2.3	2.5	4.8	3.2	2.8	3.1	2.7	4.2	8.6



- [ ] Ranking at each section and finish
- :-:- No data available at this section
- NA No data available

Horse/Jockey Name	Four Wise Women/T M Williams
Finish Rank	3
Fastest Section Time (Section)	0:14.31 (400-200)
Top Speed [km/h] (Section)	54.0 (1980 - 1800)
Race State	Finished



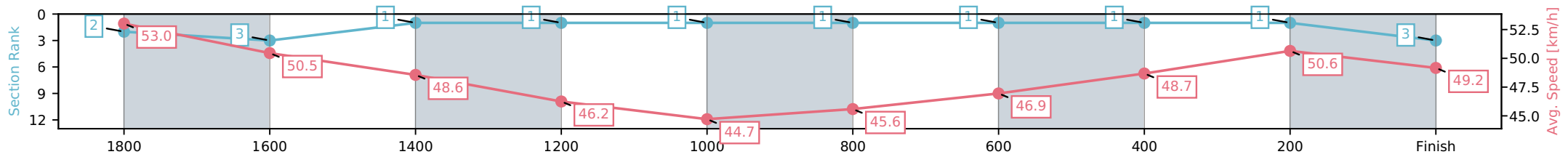
NZ Metropolitan Trotting Club Inc Harness  
 Race 9: HYDROFLOW SILK ROAD FILLIES & MARES FINAL  
 (MOBILE TROT) - 1980m



07 June 2026 - 4:27PM

Weather: Fine

Section	L1980	L1800	L1600	L1400	L1200	L1000	L800	L600	L400	L200
Section Times	2:28.53 (0:11.78)	2:16.75 [2] (0:14.65)	2:02.10 [3] (0:15.14)	1:46.96 [1] (0:15.57)	1:31.40 [1] (0:16.24)	1:15.16 [1] (0:15.92)	0:59.23 [1] (0:15.34)	0:43.90 [1] (0:14.93)	0:28.97 [1] (0:14.31)	0:14.66 [1] (0:14.66)
Average Speed [km/h]	53.0	50.5	48.6	46.2	44.7	45.6	46.9	48.7	50.6	49.2
Top Speed [km/h]	54.0	53.9	50.7	50.7	45.5	47.0	47.3	50.8	50.9	50.7
Avg. Dist. to Rail [m]	13.1	4.9	2.8	3.0	1.2	1.3	1.8	1.6	1.4	4.0



- [ ] Ranking at each section and finish
- :-:- No data available at this section
- NA No data available

Horse/Jockey Name	Kowhai Sunburst/B T Hope
Finish Rank	4
Fastest Section Time (Section)	0:14.01 (1800-1600)
Top Speed [km/h] (Section)	53.7 (1800-1600)
Race State	Finished



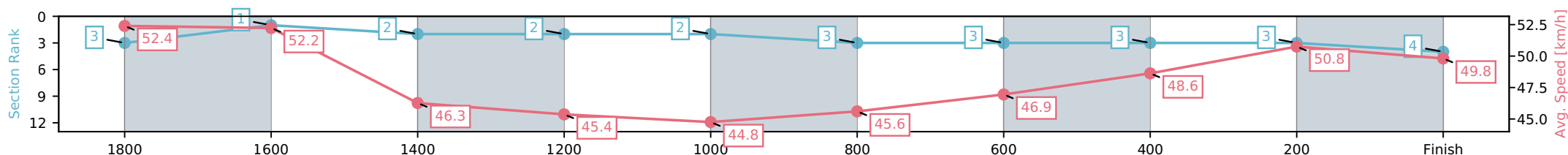
NZ Metropolitan Trotting Club Inc Harness  
 Race 9: HYDROFLOW SILK ROAD FILLIES & MARES FINAL  
 (MOBILE TROT) - 1980m



07 June 2026 - 4:27PM

Weather: Fine

Section	L1980	L1800	L1600	L1400	L1200	L1000	L800	L600	L400	L200
Section Times	2:28.60 (0:11.88)	2:16.72 [3] (0:14.01)	2:02.71 [1] (0:15.69)	1:47.02 [2] (0:15.87)	1:31.15 [2] (0:16.22)	1:14.92 [2] (0:15.92)	0:59.01 [3] (0:15.34)	0:43.67 [3] (0:14.93)	0:28.74 [3] (0:14.27)	0:14.47 [3] (0:14.47)
Average Speed [km/h]	52.4	52.2	46.3	45.4	44.8	45.6	46.9	48.6	50.8	49.8
Top Speed [km/h]	53.2	53.7	49.5	47.4	45.5	47.1	47.4	50.7	51.4	51.3
Avg. Dist. to Rail [m]	9.4	3.3	1.1	2.3	1.2	1.3	1.8	1.5	1.0	1.9



- [ ] Ranking at each section and finish
- :-:- No data available at this section
- NA No data available

Horse/Jockey Name	Buffy Northstains/M B Holbrough
Finish Rank	5
Fastest Section Time (Section)	0:14.34 (400-200)
Top Speed [km/h] (Section)	52.1 (1980 - 1800)
Race State	Finished



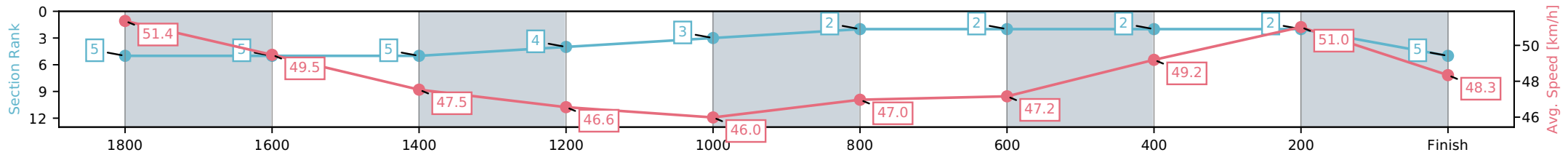
NZ Metropolitan Trotting Club Inc Harness  
 Race 9: HYDROFLOW SILK ROAD FILLIES & MARES FINAL  
 (MOBILE TROT) - 1980m



07 June 2026 - 4:27PM

Weather: Fine

Section	L1980	L1800	L1600	L1400	L1200	L1000	L800	L600	L400	L200
Section Times	2:28.95 (0:12.11)	2:16.84 [5] (0:14.80)	2:02.03 [5] (0:15.42)	1:46.61 [5] (0:15.46)	1:31.15 [4] (0:16.02)	1:15.13 [3] (0:15.66)	0:59.47 [2] (0:15.27)	0:44.20 [2] (0:14.96)	0:29.24 [2] (0:14.34)	0:14.90 [2] (0:14.90)
Average Speed [km/h]	51.4	49.5	47.5	46.6	46.0	47.0	47.2	49.2	51.0	48.3
Top Speed [km/h]	52.1	50.8	48.3	48.0	47.1	47.8	47.9	51.8	51.8	51.1
Avg. Dist. to Rail [m]	5.1	2.9	2.4	4.4	3.0	3.0	3.5	3.3	2.8	6.0



- [ ] Ranking at each section and finish
- :-:- No data available at this section
- NA No data available

Horse/Jockey Name	Flying Dreams/John R Dunn
Finish Rank	6
Fastest Section Time (Section)	0:14.25 (400-200)
Top Speed [km/h] (Section)	54.1 (1980 - 1800)
Race State	Finished



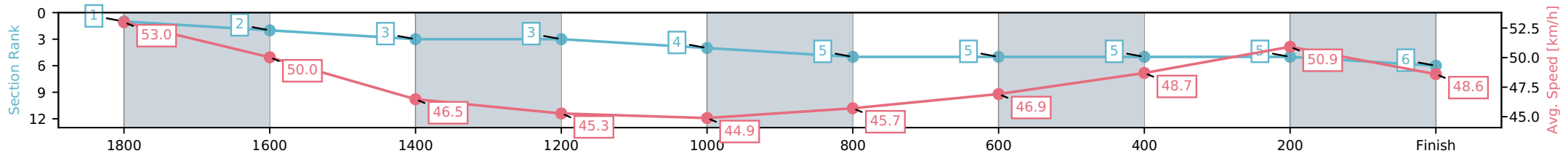
NZ Metropolitan Trotting Club Inc Harness  
 Race 9: HYDROFLOW SILK ROAD FILLIES & MARES FINAL  
 (MOBILE TROT) - 1980m



07 June 2026 - 4:27PM

Weather: Fine

Section	L1980	L1800	L1600	L1400	L1200	L1000	L800	L600	L400	L200
Section Times	2:29.25 (0:11.75)	2:17.50 [1] (0:14.50)	2:03.00 [2] (0:15.64)	1:47.36 [3] (0:15.90)	1:31.46 [3] (0:16.21)	1:15.25 [4] (0:15.90)	0:59.35 [5] (0:15.35)	0:44.00 [5] (0:14.93)	0:29.06 [5] (0:14.25)	0:14.81 [5] (0:14.81)
Average Speed [km/h]	53.0	50.0	46.5	45.3	44.9	45.7	46.9	48.7	50.9	48.6
Top Speed [km/h]	54.1	52.5	48.6	47.4	45.8	47.3	47.5	51.0	51.2	51.0
Avg. Dist. to Rail [m]	6.6	1.8	1.4	2.5	1.4	1.5	2.0	1.7	1.5	2.6



- [ ] Ranking at each section and finish
- :-:- No data available at this section
- NA No data available

Horse/Jockey Name	Sheila Laxon/S E O'Reilly
Finish Rank	7
Fastest Section Time (Section)	0:14.29 (400-200)
Top Speed [km/h] (Section)	52.1 (200-0)
Race State	Finished



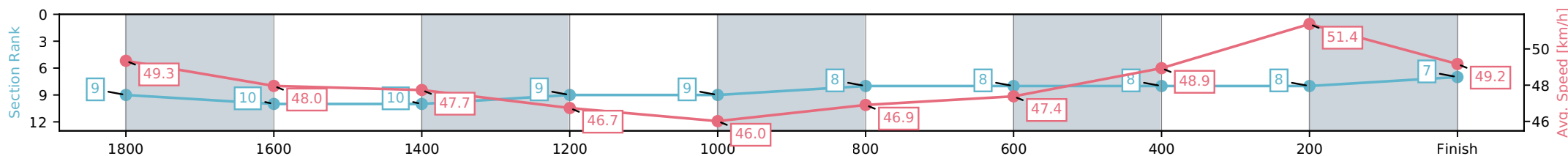
NZ Metropolitan Trotting Club Inc Harness  
 Race 9: HYDROFLOW SILK ROAD FILLIES & MARES FINAL  
 (MOBILE TROT) - 1980m



07 June 2026 - 4:27PM

Weather: Fine

Section	L1980	L1800	L1600	L1400	L1200	L1000	L800	L600	L400	L200
Section Times	2:29.66 (0:12.64)	2:17.02 [9] (0:15.39)	2:01.63 [10] (0:15.38)	1:46.25 [10] (0:15.40)	1:30.85 [9] (0:16.01)	1:14.84 [9] (0:15.66)	0:59.17 [8] (0:15.20)	0:43.98 [8] (0:15.04)	0:28.94 [8] (0:14.29)	0:14.65 [8] (0:14.65)
Average Speed [km/h]	49.3	48.0	47.7	46.7	46.0	46.9	47.4	48.9	51.4	49.2
Top Speed [km/h]	50.5	48.8	48.5	48.6	47.1	48.1	48.5	51.6	52.1	52.1
Avg. Dist. to Rail [m]	7.3	4.1	2.6	4.3	2.9	2.9	3.5	3.3	3.2	5.0



- [ ] Ranking at each section and finish
- :-:- No data available at this section
- NA No data available

Horse/Jockey Name	Holly Highlander/R T May
Finish Rank	8
Fastest Section Time (Section)	0:14.30 (400-200)
Top Speed [km/h] (Section)	51.8 (400-200)
Race State	Finished



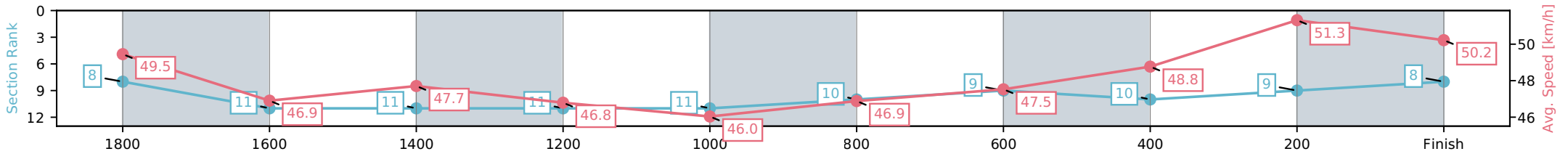
NZ Metropolitan Trotting Club Inc Harness  
 Race 9: HYDROFLOW SILK ROAD FILLIES & MARES FINAL  
 (MOBILE TROT) - 1980m



07 June 2026 - 4:27PM

Weather: Fine

Section	L1980	L1800	L1600	L1400	L1200	L1000	L800	L600	L400	L200
Section Times	2:29.71 (0:12.59)	2:17.12 [8] (0:15.79)	2:01.33 [11] (0:15.36)	1:45.97 [11] (0:15.38)	1:30.59 [11] (0:16.01)	1:14.58 [11] (0:15.68)	0:58.90 [10] (0:15.15)	0:43.75 [9] (0:15.09)	0:28.66 [10] (0:14.30)	0:14.36 [9] (0:14.36)
Average Speed [km/h]	49.5	46.9	47.7	46.8	46.0	46.9	47.5	48.8	51.3	50.2
Top Speed [km/h]	50.9	49.2	48.6	48.5	47.1	48.2	48.5	51.6	51.8	51.5
Avg. Dist. to Rail [m]	10.6	5.2	2.4	4.4	3.0	3.0	3.6	3.3	3.2	7.2



[ ] Ranking at each section and finish  
 -:-:- No data available at this section  
 NA No data available

Horse/Jockey Name	Jordan Anne/M J Williamson
Finish Rank	9
Fastest Section Time (Section)	0:14.34 (400-200)
Top Speed [km/h] (Section)	54.0 (1980 - 1800)
Race State	Finished



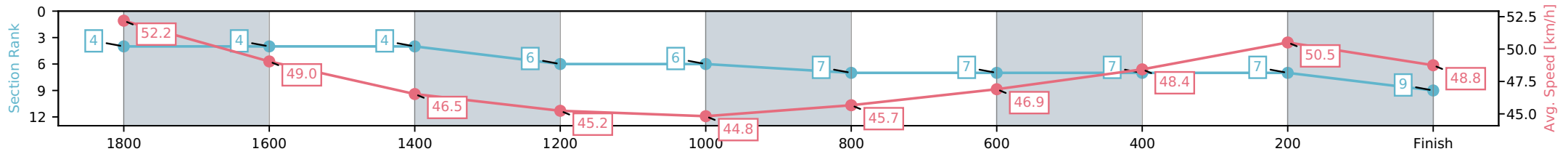
NZ Metropolitan Trotting Club Inc Harness  
 Race 9: HYDROFLOW SILK ROAD FILLIES & MARES FINAL  
 (MOBILE TROT) - 1980m



07 June 2026 - 4:27PM

Weather: Fine

Section	L1980	L1800	L1600	L1400	L1200	L1000	L800	L600	L400	L200
Section Times	2:29.76 (0:11.92)	2:17.84 [4] (0:14.76)	2:03.08 [4] (0:15.56)	1:47.51 [4] (0:15.92)	1:31.60 [6] (0:16.21)	1:15.38 [6] (0:15.90)	0:59.48 [7] (0:15.35)	0:44.13 [7] (0:15.02)	0:29.11 [7] (0:14.34)	0:14.77 [7] (0:14.77)
Average Speed [km/h]	52.2	49.0	46.5	45.2	44.8	45.7	46.9	48.4	50.5	48.8
Top Speed [km/h]	54.0	50.4	48.1	47.6	45.9	47.2	47.6	50.7	50.9	50.8
Avg. Dist. to Rail [m]	3.0	1.1	0.9	2.3	1.2	1.3	1.8	1.8	1.3	3.2



- [ ] Ranking at each section and finish
- :-:- No data available at this section
- NA No data available

Horse/Jockey Name	Ridge/K A Butt
Finish Rank	10
Fastest Section Time (Section)	0:14.39 (400-200)
Top Speed [km/h] (Section)	51.6 (1980 - 1800)
Race State	Finished



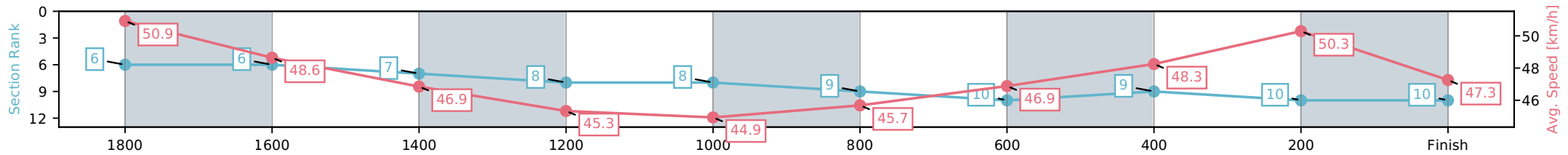
NZ Metropolitan Trotting Club Inc Harness  
 Race 9: HYDROFLOW SILK ROAD FILLIES & MARES FINAL  
 (MOBILE TROT) - 1980m



07 June 2026 - 4:27PM

Weather: Fine

Section	L1980	L1800	L1600	L1400	L1200	L1000	L800	L600	L400	L200
Section Times	2:30.64 (0:12.25)	2:18.39 [6] (0:14.92)	2:03.47 [6] (0:15.47)	1:48.00 [7] (0:15.88)	1:32.12 [8] (0:16.18)	1:15.94 [8] (0:15.91)	1:00.03 [9] (0:15.36)	0:44.68 [10] (0:15.07)	0:29.61 [9] (0:14.39)	0:15.22 [10] (0:15.22)
Average Speed [km/h]	50.9	48.6	46.9	45.3	44.9	45.7	46.9	48.3	50.3	47.3
Top Speed [km/h]	51.6	49.8	47.7	47.9	45.8	47.2	47.6	50.3	50.5	50.5
Avg. Dist. to Rail [m]	2.0	1.5	1.0	2.5	1.3	1.5	2.0	1.7	1.1	4.4



- [ ] Ranking at each section and finish
- :-:- No data available at this section
- NA No data available

Horse/Jockey Name	Paige/S J Tomlinson
Finish Rank	11
Fastest Section Time (Section)	0:14.67 (400-200)
Top Speed [km/h] (Section)	51.8 (400-200)
Race State	Finished



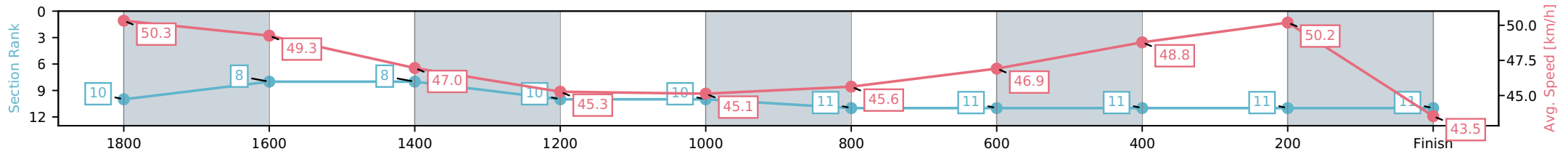
NZ Metropolitan Trotting Club Inc Harness  
 Race 9: HYDROFLOW SILK ROAD FILLIES & MARES FINAL  
 (MOBILE TROT) - 1980m



07 June 2026 - 4:27PM

Weather: Fine

Section	L1980	L1800	L1600	L1400	L1200	L1000	L800	L600	L400	L200
Section Times	2:32.60 (0:12.76)	2:19.84 [10] (0:14.76)	2:05.08 [8] (0:15.47)	1:49.61 [8] (0:15.90)	1:33.71 [10] (0:16.14)	1:17.57 [10] (0:15.94)	1:01.64 [11] (0:15.35)	0:46.29 [11] (0:15.10)	0:31.19 [11] (0:14.67)	0:16.52 [11] (0:16.52)
Average Speed [km/h]	50.3	49.3	47.0	45.3	45.1	45.6	46.9	48.8	50.2	43.5
Top Speed [km/h]	51.7	51.3	47.9	47.8	46.0	47.5	47.9	51.6	51.8	47.9
Avg. Dist. to Rail [m]	2.6	1.8	1.3	2.8	1.5	1.5	2.6	3.4	3.7	6.8



- [ ] Ranking at each section and finish
- :-:- No data available at this section
- NA No data available