



NZ Metropolitan Trotting Club Inc Harness  
 Race 10: CONCRETE BROTHERS PACE - 2000m  
 07 June 2026 - 4:52PM



Weather: Fine

Field Times (Race Tempo) 2:29.93 (0:16.19) 2:13.74 (0:13.77) 1:59.98 (0:14.60) 1:45.38 (0:15.16) 1:30.22 (0:15.56) 1:14.66 (0:15.50) 0:59.15 (0:15.06) 0:44.09 (0:14.83)

Rank	TAB#	Horse	Overall Time	First 400m	Top Speed km/h (Section)	L2000	L1800	L1600	L1400	L1200	L1000	L800	L600
	(BAR#)	Driver	Margin (DT-W)	Last 600m	Fastest Section (Time)	Start - 1800	1800 - 1600	1600 - 1400	1400 - 1200	1200 - 1000	1000 - 800	800 - 600	600 - 400
1	8	Auntie Deb	2:29.93	0:31.76	52.0 (1800-1600)	2:29.93	2:12.61 [6]	1:58.17 [5]	1:43.61 [5]	1:29.09 [6]	1:13.45 [6]	0:57.78 [6]	0:42.94 [5]
	(8)	B N Orange		0:42.95	200-0 (0:14.07)	(0:17.32)	(0:14.44)	(0:14.56)	(0:14.52)	(0:15.64)	(0:15.66)	(0:14.84)	(0:14.44)
2	4	Blackjack	2:30.03	0:30.34	54.4 (1800-1600)	2:30.03	2:13.76 [2]	1:59.69 [2]	1:45.08 [2]	1:29.99 [2]	1:14.39 [2]	0:58.91 [2]	0:43.88 [2]
	(4)	John R Dunn	0.6L (-17)	0:43.88	1800-1600 (0:14.07)	(0:16.27)	(0:14.07)	(0:14.61)	(0:15.09)	(0:15.60)	(0:15.48)	(0:15.03)	(0:14.82)
3	12	Mr Cash Man	2:30.25	0:32.10	52.3 (2000 - 1800)	2:30.25	2:12.51 [8]	1:58.15 [8]	1:43.61 [8]	1:29.07 [8]	1:13.42 [8]	0:57.78 [8]	0:42.86 [9]
	(12)	M J Williamson	1.8L (+1)	0:42.86	200-0 (0:14.13)	(0:17.74)	(0:14.36)	(0:14.54)	(0:14.54)	(0:15.65)	(0:15.64)	(0:14.92)	(0:14.36)
4	2	Sans Repos	2:30.39	0:31.95	52.1 (200-0)	2:30.39	2:13.10 [5]	1:58.44 [6]	1:43.80 [7]	1:29.38 [7]	1:13.62 [7]	0:58.24 [7]	0:43.33 [6]
	(2)	R J Alfeld	2.6L (-18)	0:43.33	200-0 (0:14.21)	(0:17.29)	(0:14.66)	(0:14.64)	(0:14.42)	(0:15.76)	0:15.38	(0:14.91)	(0:14.56)
5	11	Country Gold	2:30.60	0:32.28	52.9 (200-0)	2:30.60	2:12.81 [9]	1:58.32 [9]	1:43.56 [10]	1:29.16 [9]	1:13.47 [9]	0:58.05 [9]	0:43.22 [8]
	(11)	R E Harrison	3.8L (-17)	0:43.22	200-0 (0:14.11)	(0:17.79)	(0:14.49)	(0:14.76)	(0:14.40)	(0:15.69)	(0:15.42)	(0:14.83)	(0:14.54)
6	5	Major Henry	2:30.61	0:30.71	53.6 (1800-1600)	2:30.61	2:14.04 [3]	1:59.90 [3]	1:45.27 [3]	1:30.26 [3]	1:14.65 [3]	0:59.19 [3]	0:44.16 [3]
	(5)	S J Thornley	3.9L (-12)	0:44.16	1800-1600 (0:14.14)	(0:16.57)	(0:14.14)	(0:14.63)	(0:15.01)	(0:15.61)	(0:15.46)	(0:15.03)	(0:14.63)
7	6	Royal Belle	2:30.95	0:29.96	55.0 (2000 - 1800)	2:30.95	2:14.76 [1]	2:01.00 [1]	1:46.40 [1]	1:31.24 [1]	1:15.68 [1]	1:00.17 [1]	0:45.11 [1]
	(6)	K V Hadfield	5.8L (-16)	0:45.11	1800-1600 (0:13.77)	(0:16.19)	0:13.77	(0:14.60)	(0:15.16)	(0:15.56)	(0:15.50)	(0:15.06)	(0:14.83)
8	9	Always B Hayley	2:31.04	0:31.59	52.8 (1800-1600)	2:31.04	2:14.04 [4]	1:59.45 [4]	1:45.00 [4]	1:30.33 [5]	1:14.65 [5]	0:59.21 [4]	0:44.22 [4]
	(9)	S J Ottley	6.3L (-18)	0:44.22	1600-1400 (0:14.46)	(0:17.00)	(0:14.59)	0:14.46	(0:14.66)	(0:15.68)	(0:15.44)	(0:14.99)	(0:14.55)
9	14	Here Comes Marty	2:31.55	0:32.42	52.6 (600-400)	2:31.55	2:13.46 [11]	1:59.12 [10]	1:44.52 [9]	1:30.08 [10]	1:14.38 [10]	0:58.75 [10]	0:43.80 [11]
	(14)	R D Close	9.2L (+0)	0:43.80	600-400 (0:14.32)	(0:18.09)	(0:14.33)	(0:14.60)	(0:14.44)	(0:15.69)	(0:15.64)	(0:14.95)	0:14.32
10	7	Goorambat Art	2:31.91	0:33.64	51.4 (1200-1000)	2:31.91	2:12.80 [13]	1:58.27 [13]	1:43.62 [13]	1:29.49 [13]	1:14.43 [12]	0:59.03 [11]	0:44.23 [10]
	(7)	W J House	11.3L (-21)	0:44.24	1400-1200 (0:14.14)	(0:19.11)	(0:14.53)	(0:14.65)	0:14.14	0:15.05	(0:15.40)	0:14.80	(0:14.68)

Report Created: Sun 07 June 2026

(Note: Races are conducted over an approximate distance as close as possible to the advertised distance, and recorded data may vary accordingly. Official times refer to race times only and do not include handicap times.)

[ ] Position in running at each section and finish TAB# Saddle cloth number

:-:-- No data available at this section

NA No data available

DNT Did not track

BAR# Barrier/Gate Position

DNF Did not finish

DT-W Distance travelled compared to winner in metres

Fastest split

Fastest section



NZ Metropolitan Trotting Club Inc Harness  
 Race 10: CONCRETE BROTHERS PACE - 2000m  
 07 June 2026 - 4:52PM



Weather: Fine

Field Times (Race Tempo)      2:29.93 (0:16.19)    2:13.74 (0:13.77)    1:59.98 (0:14.60)    1:45.38 (0:15.16)    1:30.22 (0:15.56)    1:14.66 (0:15.50)    0:59.15 (0:15.06)    0:44.09 (0:14.83)

Rank	TAB#	Horse	Overall Time	First 400m	Top Speed km/h (Section)	L2000	L1800	L1600	L1400	L1200	L1000	L800	L600
	(BAR#)	Driver	Margin (DT-W)	Last 600m	Fastest Section (Time)	Start - 1800	1800 - 1600	1600 - 1400	1400 - 1200	1200 - 1000	1000 - 800	800 - 600	600 - 400
11	10	Melton Enforcer	2:32.49	0:32.87	51.5 (1800-1600)	2:32.49	2:14.09 [12]	1:59.63 [12]	1:44.76 [12]	1:30.37 [12]	1:14.68 [13]	0:59.03 [13]	0:43.99 [13]
	(10)	R D Holmes	14.7L (-13)	0:43.99	1400-1200 (0:14.40)	(0:18.40)	(0:14.47)	(0:14.86)	(0:14.40)	(0:15.69)	(0:15.65)	(0:15.04)	(0:14.46)
12	13	Cullens Beach	2:33.16	0:32.74	54.0 (400-200)	2:33.16	2:15.13 [10]	2:00.42 [11]	1:45.80 [11]	1:31.41 [11]	1:15.70 [11]	1:00.06 [12]	0:45.06 [12]
	(13)	S D Lethaby	18.5L (-1)	0:45.06	1400-1200 (0:14.39)	(0:18.03)	(0:14.71)	(0:14.63)	(0:14.39)	(0:15.71)	(0:15.63)	(0:15.00)	(0:14.80)
13	3	Caulfield	2:35.99	0:32.01	52.6 (1600-1400)	2:35.99	2:18.37 [7]	2:03.98 [7]	1:49.52 [6]	1:35.38 [4]	1:19.79 [4]	1:04.14 [5]	0:48.93 [7]
	(3)	G N Thornley	34.7L (+2)	0:48.92	1400-1200 (0:14.15)	(0:17.62)	(0:14.39)	(0:14.46)	(0:14.15)	(0:15.59)	(0:15.65)	(0:15.21)	(0:15.78)
14	1	Archer	2:40.55	0:38.26	49.4 (600-400)	2:40.55	2:20.14 [14]	2:02.29 [14]	1:46.34 [14]	1:31.09 [14]	1:15.50 [14]	0:59.68 [14]	0:44.80 [14]
	(1)	T P Borcoskie	60.7L (-19)	0:44.80	400-200 (0:14.85)	(0:20.41)	(0:17.85)	(0:15.95)	(0:15.25)	(0:15.60)	(0:15.81)	(0:14.88)	(0:14.86)

Report Created: Sun 07 June 2026

(Note: Races are conducted over an approximate distance as close as possible to the advertised distance, and recorded data may vary accordingly. Official times refer to race times only and do not include handicap times.)

[ ] Position in running at each section and finish    TAB# Saddle cloth number  
 -:-:- No data available at this section    BAR# Barrier/Gate Position  
 NA No data available    DNF Did not finish  
 DNT Did not track    DT-W Distance travelled compared to winner in metres

Fastest split  
 Fastest section



NZ Metropolitan Trotting Club Inc Harness  
 Race 10: CONCRETE BROTHERS PACE - 2000m  
 07 June 2026 - 4:52PM



Weather: Fine

Field Times                      0:29.26      0:14.31  
 (Race Tempo)                    (0:14.95)    (0:14.31)

Rank	TAB#	Horse	Overall Time	First 400m	Top Speed km/h (Section)	L400	L200						
	(BAR#)	Driver	Margin (DT-W)	Last 600m	Fastest Section (Time)	400 - 200	200 - Finish						
1	8	Auntie Deb	2:29.93	0:31.76	52.0 (1800-1600)	0:28.50 [5]	0:14.07 [4]						
	(8)	B N Orange		0:42.95	200-0 (0:14.07)	(0:14.44)	(0:14.07)						
2	4	Blackjack	2:30.03	0:30.34	54.4 (1800-1600)	0:29.06 [2]	0:14.28 [3]						
	(4)	John R Dunn	0.6L (-17)	0:43.88	1800-1600 (0:14.07)	(0:14.78)	(0:14.28)						
3	12	Mr Cash Man	2:30.25	0:32.10	52.3 (2000 - 1800)	0:28.50 [7]	0:14.13 [5]						
	(12)	M J Williamson	1.8L (+1)	0:42.86	200-0 (0:14.13)	(0:14.37)	(0:14.13)						
4	2	Sans Repos	2:30.39	0:31.95	52.1 (200-0)	0:28.77 [6]	0:14.21 [6]						
	(2)	R J Alfeld	2.6L (-18)	0:43.33	200-0 (0:14.21)	(0:14.56)	(0:14.21)						
5	11	Country Gold	2:30.60	0:32.28	52.9 (200-0)	0:28.68 [8]	0:14.11 [9]						
	(11)	R E Harrison	3.8L (-17)	0:43.22	200-0 (0:14.11)	(0:14.57)	(0:14.11)						
6	5	Major Henry	2:30.61	0:30.71	53.6 (1800-1600)	0:29.53 [3]	0:14.91 [2]						
	(5)	S J Thornley	3.9L (-12)	0:44.16	1800-1600 (0:14.14)	(0:14.62)	(0:14.91)						
7	6	Royal Belle	2:30.95	0:29.96	55.0 (2000 - 1800)	0:30.28 [1]	0:15.33 [1]						
	(6)	K V Hadfield	5.8L (-16)	0:45.11	1800-1600 (0:13.77)	(0:14.95)	(0:15.33)						
8	9	Always B Hayley	2:31.04	0:31.59	52.8 (1800-1600)	0:29.67 [4]	0:14.86 [7]						
	(9)	S J Ottley	6.3L (-18)	0:44.22	1600-1400 (0:14.46)	(0:14.81)	(0:14.86)						
9	14	Here Comes Marty	2:31.55	0:32.42	52.6 (600-400)	0:29.48 [9]	0:15.12 [8]						
	(14)	R D Close	9.2L (+0)	0:43.80	600-400 (0:14.32)	(0:14.36)	(0:15.12)						
10	7	Goorambat Art	2:31.91	0:33.64	51.4 (1200-1000)	0:29.56 [10]	0:14.87 [10]						
	(7)	W J House	11.3L (-21)	0:44.24	1400-1200 (0:14.14)	(0:14.69)	(0:14.87)						

Report Created: Sun 07 June 2026

(Note: Races are conducted over an approximate distance as close as possible to the advertised distance, and recorded data may vary accordingly. Official times refer to race times only and do not include handicap times.)

[ ] Position in running at each section and finish    TAB#    Saddle cloth number

:-:-- No data available at this section

NA No data available

DNT Did not track

BAR#    Barrier/Gate Position

DNF Did not finish

DT-W Distance travelled compared to winner in metres

Fastest split

Fastest section



NZ Metropolitan Trotting Club Inc Harness  
 Race 10: CONCRETE BROTHERS PACE - 2000m  
 07 June 2026 - 4:52PM



Weather: Fine

Field Times                      0:29.26      0:14.31  
 (Race Tempo)                    (0:14.95)    (0:14.31)

Rank	TAB#	Horse	Overall Time	First 400m	Top Speed km/h (Section)	L400	L200						
	(BAR#)	Driver	Margin (DT-W)	Last 600m	Fastest Section (Time)	400 - 200	200 - Finish						
11	10	Melton Enforcer	2:32.49	0:32.87	51.5 (1800-1600)	0:29.53 [13]	0:15.04 [11]						
	(10)	R D Holmes	14.7L (-13)	0:43.99	1400-1200 (0:14.40)	(0:14.49)	(0:15.04)						
12	13	Cullens Beach	2:33.16	0:32.74	54.0 (400-200)	0:30.26 [12]	0:15.55 [12]						
	(13)	S D Lethaby	18.5L (-1)	0:45.06	1400-1200 (0:14.39)	(0:14.71)	(0:15.55)						
13	3	Caulfield	2:35.99	0:32.01	52.6 (1600-1400)	0:33.14 [11]	0:17.20 [13]						
	(3)	G N Thornley	34.7L (+2)	0:48.92	1400-1200 (0:14.15)	(0:15.94)	(0:17.20)						
14	1	Archer	2:40.55	0:38.26	49.4 (600-400)	0:29.94 [14]	0:15.09 [14]						
	(1)	T P Borcoskie	60.7L (-19)	0:44.80	400-200 (0:14.85)	(0:14.85)	(0:15.09)						

Report Created: Sun 07 June 2026

(Note: Races are conducted over an approximate distance as close as possible to the advertised distance, and recorded data may vary accordingly. Official times refer to race times only and do not include handicap times.)

[ ] Position in running at each section and finish    TAB# Saddle cloth number

:-:-- No data available at this section

NA No data available

DNT Did not track

BAR# Barrier/Gate Position

DNF Did not finish

DT-W Distance travelled compared to winner in metres

Fastest split

Fastest section

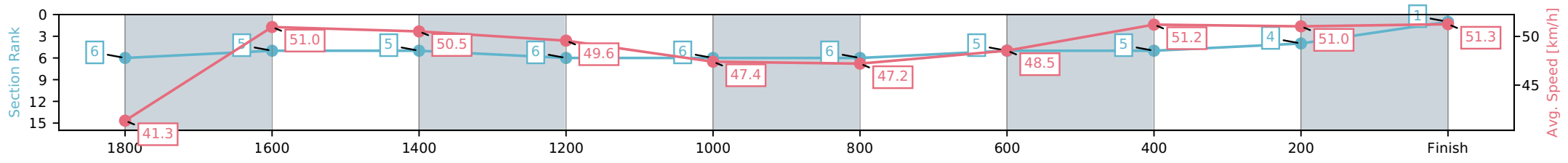
Horse/Jockey Name	Auntie Deb/B N Orange
Finish Rank	1
Fastest Section Time (Section)	0:14.07 (200-0)
Top Speed [km/h] (Section)	52.0 (1800-1600)
Race State	Finished



NZ Metropolitan Trotting Club Inc Harness  
 Race 10: CONCRETE BROTHERS PACE - 2000m  
 07 June 2026 - 4:52PM  
 Weather: Fine



Section	L2000	L1800	L1600	L1400	L1200	L1000	L800	L600	L400	L200
Section Times	2:29.93 (0:17.32)	2:12.61 [6] (0:14.44)	1:58.17 [5] (0:14.56)	1:43.61 [5] (0:14.52)	1:29.09 [6] (0:15.64)	1:13.45 [6] (0:15.66)	0:57.78 [6] (0:14.84)	0:42.94 [5] (0:14.44)	0:28.50 [5] (0:14.44)	0:14.07 [4] (0:14.07)
Average Speed [km/h]	41.3	51.0	50.5	49.6	47.4	47.2	48.5	51.2	51.0	51.3
Top Speed [km/h]	51.3	52.0	50.9	50.6	48.6	48.0	51.7	51.8	51.6	51.9
Avg. Dist. to Rail [m]	10.3	3.5	2.9	5.4	3.7	3.6	4.2	4.0	4.0	6.8



[ ] Ranking at each section and finish  
 -:-:- No data available at this section  
 NA No data available

Horse/Jockey Name	Blackjack/John R Dunn
Finish Rank	2
Fastest Section Time (Section)	0:14.07 (1800-1600)
Top Speed [km/h] (Section)	54.4 (1800-1600)
Race State	Finished



NZ Metropolitan Trotting Club Inc Harness

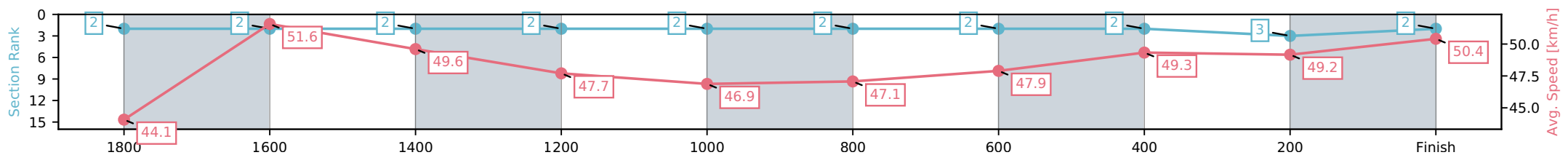
Race 10: CONCRETE BROTHERS PACE - 2000m



07 June 2026 - 4:52PM

Weather: Fine

Section	L2000	L1800	L1600	L1400	L1200	L1000	L800	L600	L400	L200
Section Times	2:30.03 (0:16.27)	2:13.76 [2] (0:14.07)	1:59.69 [2] (0:14.61)	1:45.08 [2] (0:15.09)	1:29.99 [2] (0:15.60)	1:14.39 [2] (0:15.48)	0:58.91 [2] (0:15.03)	0:43.88 [2] (0:14.82)	0:29.06 [2] (0:14.78)	0:14.28 [3] (0:14.28)
Average Speed [km/h]	44.1	51.6	49.6	47.7	46.9	47.1	47.9	49.3	49.2	50.4
Top Speed [km/h]	54.3	54.4	50.5	49.4	47.6	47.9	48.3	50.2	51.1	51.4
Avg. Dist. to Rail [m]	4.4	1.3	1.1	3.5	1.9	1.7	1.4	2.1	1.4	2.3



[ ] Ranking at each section and finish  
 -:-:- No data available at this section  
 NA No data available

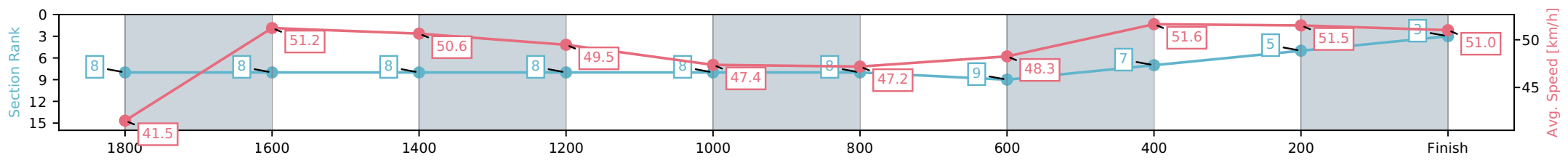
Horse/Jockey Name	Mr Cash Man/M J Williamson
Finish Rank	3
Fastest Section Time (Section)	0:14.13 (200-0)
Top Speed [km/h] (Section)	52.3 (2000 - 1800)
Race State	Finished



NZ Metropolitan Trotting Club Inc Harness  
 Race 10: CONCRETE BROTHERS PACE - 2000m  
 07 June 2026 - 4:52PM  
 Weather: Fine



Section	L2000	L1800	L1600	L1400	L1200	L1000	L800	L600	L400	L200
Section Times	2:30.25 (0:17.74)	2:12.51 [8] (0:14.36)	1:58.15 [8] (0:14.54)	1:43.61 [8] (0:14.54)	1:29.07 [8] (0:15.65)	1:13.42 [8] (0:15.64)	0:57.78 [8] (0:14.92)	0:42.86 [9] (0:14.36)	0:28.50 [7] (0:14.37)	0:14.13 [5] (0:14.13)
Average Speed [km/h]	41.5	51.2	50.6	49.5	47.4	47.2	48.3	51.6	51.5	51.0
Top Speed [km/h]	52.3	52.0	51.2	50.7	48.3	48.2	50.9	52.1	52.0	51.9
Avg. Dist. to Rail [m]	4.3	3.1	3.0	5.5	3.6	3.5	3.7	4.3	4.8	8.6



- [ ] Ranking at each section and finish
- :-:- No data available at this section
- NA No data available

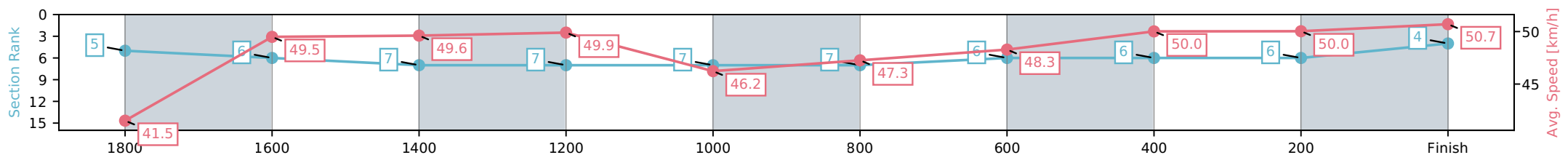
Horse/Jockey Name	Sans Repos/R J Alfeld
Finish Rank	4
Fastest Section Time (Section)	0:14.21 (200-0)
Top Speed [km/h] (Section)	52.1 (200-0)
Race State	Finished



NZ Metropolitan Trotting Club Inc Harness  
 Race 10: CONCRETE BROTHERS PACE - 2000m  
 07 June 2026 - 4:52PM  
 Weather: Fine



Section	L2000	L1800	L1600	L1400	L1200	L1000	L800	L600	L400	L200
Section Times	2:30.39 (0:17.29)	2:13.10 [5] (0:14.66)	1:58.44 [6] (0:14.64)	1:43.80 [7] (0:14.42)	1:29.38 [7] (0:15.76)	1:13.62 [7] (0:15.38)	0:58.24 [7] (0:14.91)	0:43.33 [6] (0:14.56)	0:28.77 [6] (0:14.56)	0:14.21 [6] (0:14.21)
Average Speed [km/h]	41.5	49.5	49.6	49.9	46.2	47.3	48.3	50.0	50.0	50.7
Top Speed [km/h]	51.3	50.7	50.8	51.5	48.3	48.7	49.0	51.2	52.1	52.1
Avg. Dist. to Rail [m]	3.3	1.3	1.2	3.5	1.6	1.5	1.7	1.8	2.3	7.0



[ ] Ranking at each section and finish  
 -:-:- No data available at this section  
 NA No data available

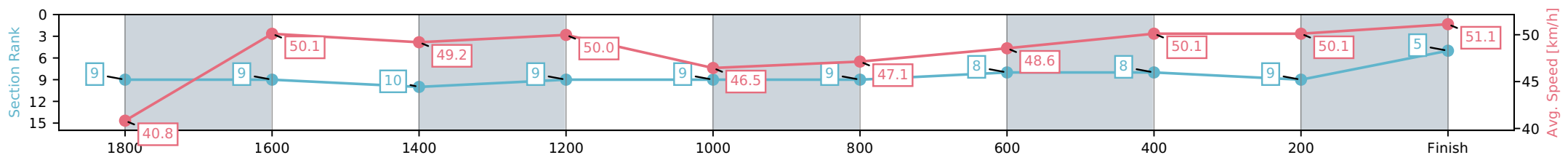
Horse/Jockey Name	Country Gold/R E Harrison
Finish Rank	5
Fastest Section Time (Section)	0:14.11 (200-0)
Top Speed [km/h] (Section)	52.9 (200-0)
Race State	Finished



NZ Metropolitan Trotting Club Inc Harness  
 Race 10: CONCRETE BROTHERS PACE - 2000m  
 07 June 2026 - 4:52PM  
 Weather: Fine



Section	L2000	L1800	L1600	L1400	L1200	L1000	L800	L600	L400	L200
Section Times	2:30.60 (0:17.79)	2:12.81 [9] (0:14.49)	1:58.32 [9] (0:14.76)	1:43.56 [10] (0:14.40)	1:29.16 [9] (0:15.69)	1:13.47 [9] (0:15.42)	0:58.05 [9] (0:14.83)	0:43.22 [8] (0:14.54)	0:28.68 [8] (0:14.57)	0:14.11 [9] (0:14.11)
Average Speed [km/h]	40.8	50.1	49.2	50.0	46.5	47.1	48.6	50.1	50.1	51.1
Top Speed [km/h]	52.1	52.0	50.4	50.3	48.5	48.4	49.3	51.4	51.8	52.9
Avg. Dist. to Rail [m]	1.7	1.3	1.3	3.5	1.6	1.5	1.8	1.8	2.3	2.8



[ ] Ranking at each section and finish  
 -:-:- No data available at this section  
 NA No data available

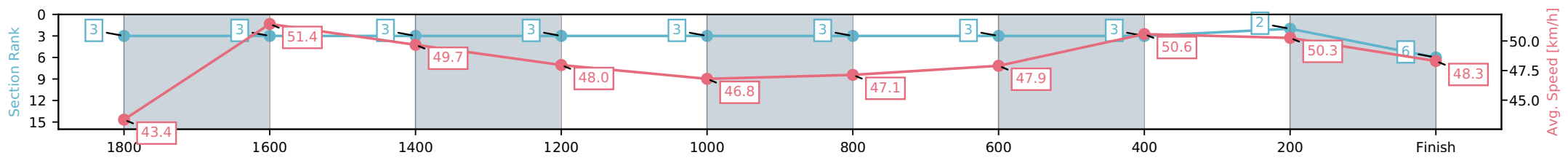
Horse/Jockey Name	Major Henry/S J Thornley
Finish Rank	6
Fastest Section Time (Section)	0:14.14 (1800-1600)
Top Speed [km/h] (Section)	53.6 (1800-1600)
Race State	Finished



NZ Metropolitan Trotting Club Inc Harness  
 Race 10: CONCRETE BROTHERS PACE - 2000m  
 07 June 2026 - 4:52PM  
 Weather: Fine



Section	L2000	L1800	L1600	L1400	L1200	L1000	L800	L600	L400	L200
Section Times	2:30.61 (0:16.57)	2:14.04 [3] (0:14.14)	1:59.90 [3] (0:14.63)	1:45.27 [3] (0:15.01)	1:30.26 [3] (0:15.61)	1:14.65 [3] (0:15.46)	0:59.19 [3] (0:15.03)	0:44.16 [3] (0:14.63)	0:29.53 [3] (0:14.62)	0:14.91 [2] (0:14.91)
Average Speed [km/h]	43.4	51.4	49.7	48.0	46.8	47.1	47.9	50.6	50.3	48.3
Top Speed [km/h]	53.0	53.6	50.8	49.5	48.1	48.4	48.4	51.5	51.3	49.4
Avg. Dist. to Rail [m]	6.2	1.7	1.4	3.6	1.8	1.7	1.5	3.5	3.4	5.4



- [ ] Ranking at each section and finish
- :-:- No data available at this section
- NA No data available

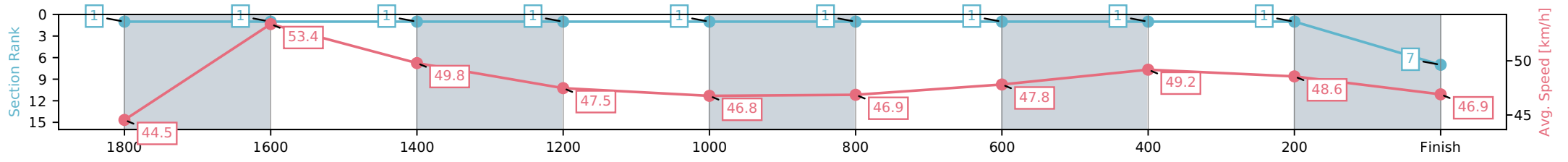
Horse/Jockey Name	Royal Belle/K V Hadfield
Finish Rank	7
Fastest Section Time (Section)	0:13.77 (1800-1600)
Top Speed [km/h] (Section)	55.0 (2000 - 1800)
Race State	Finished



NZ Metropolitan Trotting Club Inc Harness  
 Race 10: CONCRETE BROTHERS PACE - 2000m  
 07 June 2026 - 4:52PM  
 Weather: Fine



Section	L2000	L1800	L1600	L1400	L1200	L1000	L800	L600	L400	L200
Section Times	2:30.95 (0:16.19)	2:14.76 [1] (0:13.77)	2:01.00 [1] (0:14.60)	1:46.40 [1] (0:15.16)	1:31.24 [1] (0:15.56)	1:15.68 [1] (0:15.50)	1:00.17 [1] (0:15.06)	0:45.11 [1] (0:14.83)	0:30.28 [1] (0:14.95)	0:15.33 [1] (0:15.33)
Average Speed [km/h]	44.5	53.4	49.8	47.5	46.8	46.9	47.8	49.2	48.6	46.9
Top Speed [km/h]	55.0	54.9	51.6	49.1	47.3	47.4	48.3	49.8	49.7	48.3
Avg. Dist. to Rail [m]	8.8	3.5	1.4	3.6	1.4	1.3	1.3	1.8	1.7	3.8



[ ] Ranking at each section and finish  
 -:-:- No data available at this section  
 NA No data available

Horse/Jockey Name	Always B Hayley/S J Ottley
Finish Rank	8
Fastest Section Time (Section)	0:14.46 (1600-1400)
Top Speed [km/h] (Section)	52.8 (1800-1600)
Race State	Finished



NZ Metropolitan Trotting Club Inc Harness

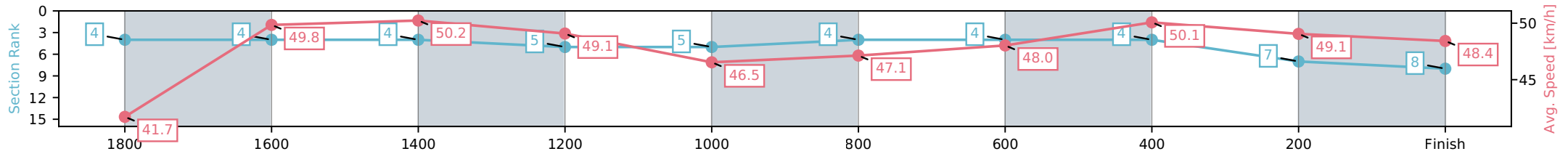
Race 10: CONCRETE BROTHERS PACE - 2000m



07 June 2026 - 4:52PM

Weather: Fine

Section	L2000	L1800	L1600	L1400	L1200	L1000	L800	L600	L400	L200
Section Times	2:31.04 (0:17.00)	2:14.04 [4] (0:14.59)	1:59.45 [4] (0:14.46)	1:45.00 [4] (0:14.66)	1:30.33 [5] (0:15.68)	1:14.65 [5] (0:15.44)	0:59.21 [4] (0:14.99)	0:44.22 [4] (0:14.55)	0:29.67 [4] (0:14.81)	0:14.86 [7] (0:14.86)
Average Speed [km/h]	41.7	49.8	50.2	49.1	46.5	47.1	48.0	50.1	49.1	48.4
Top Speed [km/h]	52.7	52.8	51.5	50.1	47.9	48.0	48.8	51.1	50.4	50.2
Avg. Dist. to Rail [m]	11.3	1.7	1.3	3.6	1.7	1.6	1.8	1.8	1.4	0.8



- [ ] Ranking at each section and finish
- :-:- No data available at this section
- NA No data available

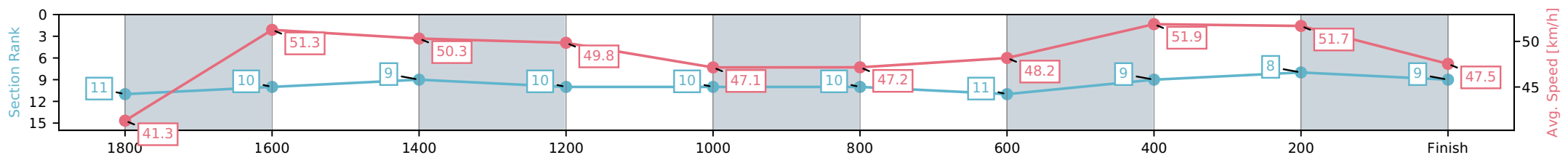
Horse/Jockey Name	Here Comes Marty/R D Close
Finish Rank	9
Fastest Section Time (Section)	0:14.32 (600-400)
Top Speed [km/h] (Section)	52.6 (600-400)
Race State	Finished



NZ Metropolitan Trotting Club Inc Harness  
 Race 10: CONCRETE BROTHERS PACE - 2000m  
 07 June 2026 - 4:52PM  
 Weather: Fine



Section	L2000	L1800	L1600	L1400	L1200	L1000	L800	L600	L400	L200
Section Times	2:31.55 (0:18.09)	2:13.46 [11] (0:14.33)	1:59.12 [10] (0:14.60)	1:44.52 [9] (0:14.44)	1:30.08 [10] (0:15.69)	1:14.38 [10] (0:15.64)	0:58.75 [10] (0:14.95)	0:43.80 [11] (0:14.32)	0:29.48 [9] (0:14.36)	0:15.12 [8] (0:15.12)
Average Speed [km/h]	41.3	51.3	50.3	49.8	47.1	47.2	48.2	51.9	51.7	47.5
Top Speed [km/h]	51.7	52.0	51.4	51.6	48.9	48.9	51.1	52.6	52.4	51.9
Avg. Dist. to Rail [m]	7.6	3.0	2.7	5.1	3.4	3.4	3.7	4.4	5.4	9.8



- [ ] Ranking at each section and finish
- :-:- No data available at this section
- NA No data available

Horse/Jockey Name	Goorambat Art/W J House
Finish Rank	10
Fastest Section Time (Section)	0:14.14 (1400-1200)
Top Speed [km/h] (Section)	51.4 (1200-1000)
Race State	Finished



NZ Metropolitan Trotting Club Inc Harness

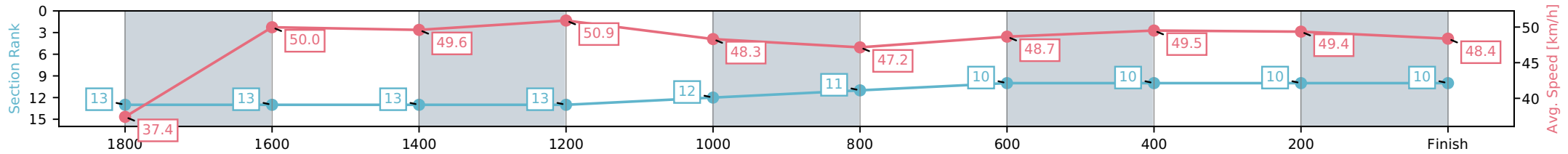
Race 10: CONCRETE BROTHERS PACE - 2000m



07 June 2026 - 4:52PM

Weather: Fine

Section	L2000	L1800	L1600	L1400	L1200	L1000	L800	L600	L400	L200
Section Times	2:31.91 (0:19.11)	2:12.80 [13] (0:14.53)	1:58.27 [13] (0:14.65)	1:43.62 [13] (0:14.14)	1:29.49 [13] (0:15.05)	1:14.43 [12] (0:15.40)	0:59.03 [11] (0:14.80)	0:44.23 [10] (0:14.68)	0:29.56 [10] (0:14.69)	0:14.87 [10] (0:14.87)
Average Speed [km/h]	37.4	50.0	49.6	50.9	48.3	47.2	48.7	49.5	49.4	48.4
Top Speed [km/h]	48.2	51.1	50.2	51.4	51.4	48.8	49.9	50.1	49.7	49.8
Avg. Dist. to Rail [m]	11.1	2.2	1.4	4.0	1.4	1.4	1.7	1.5	1.4	3.7



- [ ] Ranking at each section and finish
- :-:- No data available at this section
- NA No data available

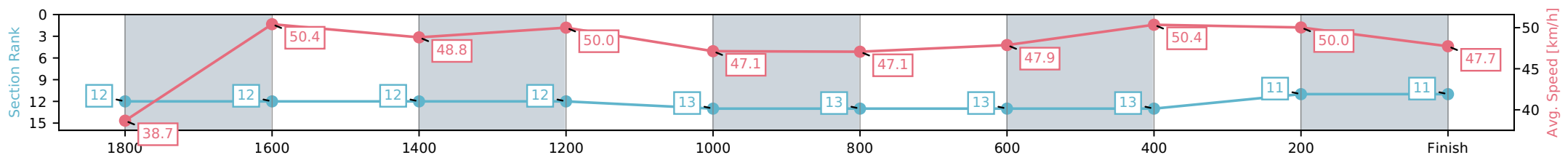
Horse/Jockey Name	Melton Enforcer/R D Holmes
Finish Rank	11
Fastest Section Time (Section)	0:14.40 (1400-1200)
Top Speed [km/h] (Section)	51.5 (1800-1600)
Race State	Finished



NZ Metropolitan Trotting Club Inc Harness  
 Race 10: CONCRETE BROTHERS PACE - 2000m  
 07 June 2026 - 4:52PM  
 Weather: Fine



Section	L2000	L1800	L1600	L1400	L1200	L1000	L800	L600	L400	L200
Section Times	2:32.49 (0:18.40)	2:14.09 [12] (0:14.47)	1:59.63 [12] (0:14.86)	1:44.76 [12] (0:14.40)	1:30.37 [12] (0:15.69)	1:14.68 [13] (0:15.65)	0:59.03 [13] (0:15.04)	0:43.99 [13] (0:14.46)	0:29.53 [13] (0:14.49)	0:15.04 [11] (0:15.04)
Average Speed [km/h]	38.7	50.4	48.8	50.0	47.1	47.1	47.9	50.4	50.0	47.7
Top Speed [km/h]	48.0	51.5	50.2	50.8	48.4	49.0	49.4	50.6	50.7	49.3
Avg. Dist. to Rail [m]	13.9	2.4	1.3	4.8	3.4	3.3	3.5	1.8	1.4	3.0



- [ ] Ranking at each section and finish
- :-:- No data available at this section
- NA No data available

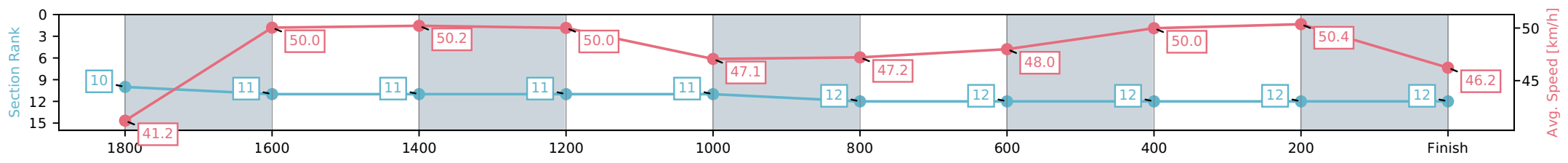
Horse/Jockey Name	Cullens Beach/S D Lethaby
Finish Rank	12
Fastest Section Time (Section)	0:14.39 (1400-1200)
Top Speed [km/h] (Section)	54.0 (400-200)
Race State	Finished



NZ Metropolitan Trotting Club Inc Harness  
 Race 10: CONCRETE BROTHERS PACE - 2000m  
 07 June 2026 - 4:52PM  
 Weather: Fine



Section	L2000	L1800	L1600	L1400	L1200	L1000	L800	L600	L400	L200
Section Times	2:33.16 (0:18.03)	2:15.13 [10] (0:14.71)	2:00.42 [11] (0:14.63)	1:45.80 [11] (0:14.39)	1:31.41 [11] (0:15.71)	1:15.70 [11] (0:15.63)	1:00.06 [12] (0:15.00)	0:45.06 [12] (0:14.80)	0:30.26 [12] (0:14.71)	0:15.55 [12] (0:15.55)
Average Speed [km/h]	41.2	50.0	50.2	50.0	47.1	47.2	48.0	50.0	50.4	46.2
Top Speed [km/h]	48.9	52.1	51.2	51.9	48.2	48.9	50.4	52.2	54.0	48.4
Avg. Dist. to Rail [m]	7.1	3.7	2.7	5.4	3.4	3.4	3.6	3.7	4.7	6.3



- [ ] Ranking at each section and finish
- :-:- No data available at this section
- NA No data available

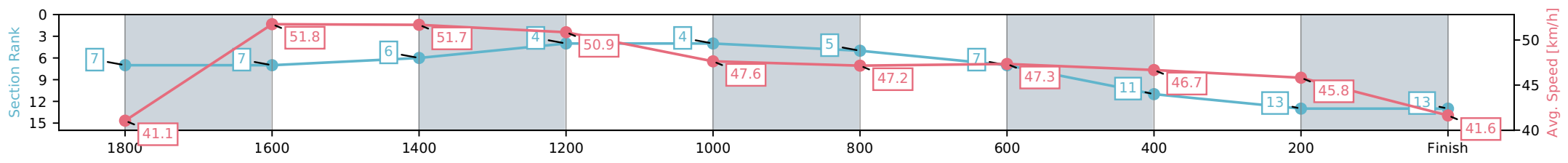
Horse/Jockey Name	Caulfield/G N Thornley
Finish Rank	13
Fastest Section Time (Section)	0:14.15 (1400-1200)
Top Speed [km/h] (Section)	52.6 (1600-1400)
Race State	Finished



NZ Metropolitan Trotting Club Inc Harness  
 Race 10: CONCRETE BROTHERS PACE - 2000m  
 07 June 2026 - 4:52PM  
 Weather: Fine



Section	L2000	L1800	L1600	L1400	L1200	L1000	L800	L600	L400	L200
Section Times	2:35.99 (0:17.62)	2:18.37 [7] (0:14.39)	2:03.98 [7] (0:14.46)	1:49.52 [6] (0:14.15)	1:35.38 [4] (0:15.59)	1:19.79 [4] (0:15.65)	1:04.14 [5] (0:15.21)	0:48.93 [7] (0:15.78)	0:33.14 [11] (0:15.94)	0:17.20 [13] (0:17.20)
Average Speed [km/h]	41.1	51.8	51.7	50.9	47.6	47.2	47.3	46.7	45.8	41.6
Top Speed [km/h]	51.4	52.6	52.6	51.6	49.6	47.9	47.6	47.4	47.3	44.2
Avg. Dist. to Rail [m]	5.9	4.8	4.9	7.4	3.8	3.4	3.6	3.3	2.2	3.0



[ ] Ranking at each section and finish  
 -:-:- No data available at this section  
 NA No data available

Horse/Jockey Name	Archer/T P Borcoskie
Finish Rank	14
Fastest Section Time (Section)	0:14.85 (400-200)
Top Speed [km/h] (Section)	49.4 (600-400)
Race State	Finished



NZ Metropolitan Trotting Club Inc Harness

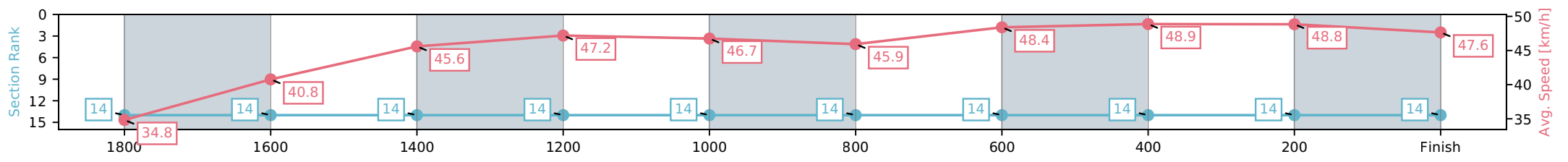
Race 10: CONCRETE BROTHERS PACE - 2000m



07 June 2026 - 4:52PM

Weather: Fine

Section	L2000	L1800	L1600	L1400	L1200	L1000	L800	L600	L400	L200
Section Times	2:40.55 (0:20.41)	2:20.14 [14] (0:17.85)	2:02.29 [14] (0:15.95)	1:46.34 [14] (0:15.25)	1:31.09 [14] (0:15.60)	1:15.50 [14] (0:15.81)	0:59.68 [14] (0:14.88)	0:44.80 [14] (0:14.86)	0:29.94 [14] (0:14.85)	0:15.09 [14] (0:15.09)
Average Speed [km/h]	34.8	40.8	45.6	47.2	46.7	45.9	48.4	48.9	48.8	47.6
Top Speed [km/h]	42.9	47.3	46.5	47.7	47.4	48.5	48.8	49.4	49.2	49.1
Avg. Dist. to Rail [m]	3.6	2.4	1.5	4.4	1.7	1.5	2.9	1.7	1.5	4.8



- [ ] Ranking at each section and finish
- :-:- No data available at this section
- NA No data available