



NZ Metropolitan Trotting Club Inc Harness  
 Race 11: GOLD BAND TAXISMOBILE PACE - 1980m  
 07 June 2026 - 5:17PM



Weather: Fine

Field Times (Race Tempo) 2:27.52 (0:11.29) 2:16.23 (0:14.55) 2:01.68 (0:15.62) 1:46.06 (0:15.70) 1:30.36 (0:15.76) 1:14.60 (0:15.37) 0:59.23 (0:14.34) 0:44.89 (0:14.78)

Rank	TAB#	Horse	Overall Time	First 400m	Top Speed km/h (Section)	L1980	L1800	L1600	L1400	L1200	L1000	L800	L600
	(BAR#)	Driver	Margin (DT-W)	Last 600m	Fastest Section (Time)	Start - 1800	1800 - 1600	1600 - 1400	1400 - 1200	1200 - 1000	1000 - 800	800 - 600	600 - 400
1	1	Midnight Sophia	2:27.52	0:27.80	54.0 (1980 - 1800)	2:27.52	2:15.83 [3]	2:01.26 [2]	1:45.74 [2]	1:30.06 [2]	1:14.30 [2]	0:58.94 [2]	0:44.62 [2]
	(1)	S J Tomlinson		0:44.62	800-600 (0:14.32)	(0:11.69)	(0:14.58)	(0:15.52)	(0:15.68)	(0:15.76)	(0:15.36)	(0:14.32)	(0:14.79)
2	11	Captain Publisher	2:27.60	0:29.00	53.8 (1980 - 1800)	2:27.60	2:15.36 [5]	2:00.31 [5]	1:44.73 [6]	1:29.23 [6]	1:13.72 [5]	0:58.57 [5]	0:44.22 [5]
	(11)	S J Thornley	0.4L (+14)	0:44.22	800-600 (0:14.35)	(0:12.24)	(0:15.05)	(0:15.58)	(0:15.50)	(0:15.51)	(0:15.14)	(0:14.35)	(0:14.46)
3	3	Fear Gogh	2:27.61	0:28.54	54.0 (1980 - 1800)	2:27.61	2:15.69 [4]	2:00.61 [4]	1:45.05 [4]	1:29.55 [4]	1:14.04 [4]	0:58.90 [3]	0:44.58 [3]
	(3)	B N Orange	0.5L (+13)	0:44.58	800-600 (0:14.32)	(0:11.92)	(0:15.07)	(0:15.56)	(0:15.50)	(0:15.51)	(0:15.15)	(0:14.32)	(0:14.50)
4	2	Lord Mudrick	2:27.61	0:27.39	56.1 (1980 - 1800)	2:27.61	2:16.32 [1]	2:01.77 [1]	1:46.14 [1]	1:30.45 [1]	1:14.69 [1]	0:59.32 [1]	0:44.98 [1]
	(2)	C A Butt	0.5L (-2)	0:44.98	800-600 (0:14.34)	(0:11.29)	(0:14.55)	(0:15.62)	(0:15.70)	(0:15.76)	(0:15.37)	(0:14.34)	(0:14.78)
5	7	Art Jordan	2:27.85	0:29.90	52.0 (400-200)	2:27.85	2:15.21 [9]	1:59.51 [10]	1:44.13 [9]	1:28.86 [8]	1:13.51 [8]	0:58.16 [9]	0:43.69 [9]
	(7)	C J Dalgety	1.9L (+3)	0:43.69	800-600 (0:14.48)	(0:12.64)	(0:15.70)	(0:15.38)	(0:15.27)	(0:15.34)	(0:15.35)	(0:14.48)	(0:14.57)
6	6	Hes Santas Excuse	2:27.97	0:28.18	54.3 (1980 - 1800)	2:27.97	2:16.32 [2]	2:01.35 [3]	1:45.81 [3]	1:30.19 [3]	1:14.42 [3]	0:59.04 [4]	0:44.73 [4]
	(6)	M J Williamson	2.6L (+3)	0:44.73	800-600 (0:14.30)	(0:11.65)	(0:14.96)	(0:15.54)	(0:15.62)	(0:15.78)	(0:15.38)	(0:14.30)	(0:14.79)
7	4	The Beach House	2:28.21	0:29.20	52.6 (1980 - 1800)	2:28.21	2:15.89 [6]	2:00.54 [7]	1:45.01 [7]	1:29.50 [7]	1:13.99 [7]	0:58.88 [6]	0:44.51 [6]
	(4)	O G Thornley	3.9L (+16)	0:44.52	800-600 (0:14.36)	(0:12.32)	(0:15.35)	(0:15.53)	(0:15.51)	(0:15.52)	(0:15.11)	(0:14.36)	(0:14.53)
8	10	Carrera Kahu	2:28.43	0:28.96	53.4 (1980 - 1800)	2:28.43	2:16.08 [8]	2:01.12 [6]	1:45.58 [5]	1:30.14 [5]	1:14.44 [6]	0:59.07 [7]	0:44.66 [7]
	(10)	K G Cameron	5.2L (-3)	0:44.66	800-600 (0:14.41)	(0:12.35)	(0:14.96)	(0:15.54)	(0:15.44)	(0:15.69)	(0:15.37)	(0:14.41)	(0:14.67)
9	9	Santanna Mach	2:28.48	0:29.88	51.0 (600-400)	2:28.48	2:15.77 [10]	2:00.14 [9]	1:44.64 [10]	1:29.08 [10]	1:13.51 [10]	0:58.51 [10]	0:44.12 [10]
	(9)	W J House	5.5L (+20)	0:44.12	800-600 (0:14.39)	(0:12.71)	(0:15.63)	(0:15.50)	(0:15.56)	(0:15.56)	(0:15.00)	(0:14.39)	(0:14.54)
10	5	Ester Lucy	2:28.49	0:29.56	51.9 (1980 - 1800)	2:28.49	2:16.15 [7]	2:00.48 [8]	1:44.98 [8]	1:29.43 [9]	1:13.90 [9]	0:58.86 [8]	0:44.48 [8]
	(5)	John R Dunn	5.5L (+19)	0:44.49	800-600 (0:14.38)	(0:12.34)	(0:15.67)	(0:15.50)	(0:15.55)	(0:15.54)	(0:15.03)	(0:14.38)	(0:14.57)

Report Created: Sun 07 June 2026

(Note: Races are conducted over an approximate distance as close as possible to the advertised distance, and recorded data may vary accordingly. Official times refer to race times only and do not include handicap times.)

[ ] Position in running at each section and finish TAB# Saddle cloth number

:-:-- No data available at this section

NA No data available

DNT Did not track

BAR# Barrier/Gate Position

DNF Did not finish

DT-W Distance travelled compared to winner in metres

Fastest split

Fastest section



NZ Metropolitan Trotting Club Inc Harness  
 Race 11: GOLD BAND TAXISMOBILE PACE - 1980m  
 07 June 2026 - 5:17PM



Weather: Fine

Field Times (Race Tempo)      2:27.52 (0:11.29)    2:16.23 (0:14.55)    2:01.68 (0:15.62)    1:46.06 (0:15.70)    1:30.36 (0:15.76)    1:14.60 (0:15.37)    0:59.23 (0:14.34)    0:44.89 (0:14.78)

Rank	TAB#	Horse	Overall Time	First 400m	Top Speed km/h (Section)	L1980	L1800	L1600	L1400	L1200	L1000	L800	L600
	(BAR#)	Driver	Margin (DT-W)	Last 600m	Fastest Section (Time)	Start - 1800	1800 - 1600	1600 - 1400	1400 - 1200	1200 - 1000	1000 - 800	800 - 600	600 - 400
11	8	Motor Mouth	2:28.89	0:30.24	52.9 (600-400)	2:28.89	2:15.95 [11]	2:00.22 [11]	1:44.75 [11]	1:29.16 [11]	1:13.61 [11]	0:58.61 [11]	0:44.36 [11]
	(8)	R D Close	7.8L (+24)	0:44.36	800-600 (0:14.25)	(0:12.94)	(0:15.73)	(0:15.47)	(0:15.59)	(0:15.55)	(0:15.00)	(0:14.25)	(0:14.31)

Report Created: Sun 07 June 2026

(Note: Races are conducted over an approximate distance as close as possible to the advertised distance, and recorded data may vary accordingly. Official times refer to race times only and do not include handicap times.)

[ ] Position in running at each section and finish    TAB# Saddle cloth number  
 -:-:- No data available at this section    BAR# Barrier/Gate Position  
 NA No data available    DNF Did not finish  
 DNT Did not track    DT-W Distance travelled compared to winner in metres

Fastest split  
 Fastest section



NZ Metropolitan Trotting Club Inc Harness  
 Race 11: GOLD BAND TAXISMOBILE PACE - 1980m  
 07 June 2026 - 5:17PM



Weather: Fine

Field Times                      0:30.11      0:15.05  
 (Race Tempo)                    (0:15.06)    (0:15.05)

Rank	TAB#	Horse	Overall Time	First 400m	Top Speed km/h (Section)	L400	L200						
	(BAR#)	Driver	Margin (DT-W)	Last 600m	Fastest Section (Time)	400 - 200	200 - Finish						
1	1	Midnight Sophia	2:27.52	0:27.80	54.0 (1980 - 1800)	0:29.83 [3]	0:14.70 [4]						
	(1)	S J Tomlinson		0:44.62	800-600 (0:14.32)	(0:15.13)	(0:14.70)						
2	11	Captain Publisher	2:27.60	0:29.00	53.8 (1980 - 1800)	0:29.76 [4]	0:15.00 [3]						
	(11)	S J Thornley	0.4L (+14)	0:44.22	800-600 (0:14.35)	(0:14.76)	(0:15.00)						
3	3	Fear Gogh	2:27.61	0:28.54	54.0 (1980 - 1800)	0:30.08 [2]	0:15.14 [1]						
	(3)	B N Orange	0.5L (+13)	0:44.58	800-600 (0:14.32)	(0:14.94)	(0:15.14)						
4	2	Lord Mudrick	2:27.61	0:27.39	56.1 (1980 - 1800)	0:30.20 [1]	0:15.11 [2]						
	(2)	C A Butt	0.5L (-2)	0:44.98	800-600 (0:14.34)	(0:15.09)	(0:15.11)						
5	7	Art Jordan	2:27.85	0:29.90	52.0 (400-200)	0:29.12 [9]	0:14.60 [7]						
	(7)	C J Dalgety	1.9L (+3)	0:43.69	800-600 (0:14.48)	(0:14.52)	(0:14.60)						
6	6	Hes Santas Excuse	2:27.97	0:28.18	54.3 (1980 - 1800)	0:29.94 [5]	0:15.01 [6]						
	(6)	M J Williamson	2.6L (+3)	0:44.73	800-600 (0:14.30)	(0:14.93)	(0:15.01)						
7	4	The Beach House	2:28.21	0:29.20	52.6 (1980 - 1800)	0:29.99 [6]	0:15.29 [5]						
	(4)	O G Thornley	3.9L (+16)	0:44.52	800-600 (0:14.36)	(0:14.70)	(0:15.29)						
8	10	Carrera Kahu	2:28.43	0:28.96	53.4 (1980 - 1800)	0:30.00 [7]	0:15.12 [8]						
	(10)	K G Cameron	5.2L (-3)	0:44.66	800-600 (0:14.41)	(0:14.87)	(0:15.12)						
9	9	Santanna Mach	2:28.48	0:29.88	51.0 (600-400)	0:29.58 [11]	0:14.78 [10]						
	(9)	W J House	5.5L (+20)	0:44.12	800-600 (0:14.39)	(0:14.80)	(0:14.78)						
10	5	Ester Lucy	2:28.49	0:29.56	51.9 (1980 - 1800)	0:29.91 [8]	0:15.10 [9]						
	(5)	John R Dunn	5.5L (+19)	0:44.49	800-600 (0:14.38)	(0:14.82)	(0:15.10)						

Report Created: Sun 07 June 2026

(Note: Races are conducted over an approximate distance as close as possible to the advertised distance, and recorded data may vary accordingly. Official times refer to race times only and do not include handicap times.)

[ ] Position in running at each section and finish    TAB# Saddle cloth number  
 -:-:- No data available at this section                BAR# Barrier/Gate Position  
 NA No data available                                        DNF Did not finish  
 DNT Did not track     DT-W Distance travelled compared to winner in metres

Fastest split  
 Fastest section



NZ Metropolitan Trotting Club Inc Harness  
 Race 11: GOLD BAND TAXISMOBILE PACE - 1980m  
 07 June 2026 - 5:17PM



Weather: Fine

Field Times                    0:30.11    0:15.05  
 (Race Tempo)                (0:15.06)   (0:15.05)

Rank	TAB#	Horse	Overall Time	First 400m	Top Speed km/h (Section)	L400	L200						
	(BAR#)	Driver	Margin (DT-W)	Last 600m	Fastest Section (Time)	400 - 200	200 - Finish						
11	8	Motor Mouth	2:28.89	0:30.24	52.9 (600-400)	0:30.05 [10]	0:15.09 [11]						
	(8)	R D Close	7.8L (+24)	0:44.36	800-600 (0:14.25)	(0:14.96)	(0:15.09)						

Report Created: Sun 07 June 2026

(Note: Races are conducted over an approximate distance as close as possible to the advertised distance, and recorded data may vary accordingly. Official times refer to race times only and do not include handicap times.)

[ ] Position in running at each section and finish    TAB# Saddle cloth number

:-:-- No data available at this section

NA No data available

DNT Did not track

BAR# Barrier/Gate Position

DNF Did not finish

DT-W Distance travelled compared to winner in metres

Fastest split

Fastest section

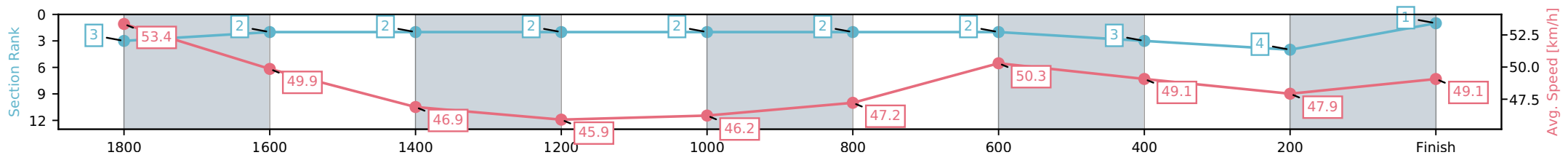
Horse/Jockey Name	Midnight Sophia/S J Tomlinson
Finish Rank	1
Fastest Section Time (Section)	0:14.32 (800-600)
Top Speed [km/h] (Section)	54.0 (1980 - 1800)
Race State	Finished



NZ Metropolitan Trotting Club Inc Harness  
 Race 11: GOLD BAND TAXISMOBILE PACE - 1980m  
 07 June 2026 - 5:17PM  
 Weather: Fine



Section	L1980	L1800	L1600	L1400	L1200	L1000	L800	L600	L400	L200
Section Times	2:27.52 (0:11.69)	2:15.83 [3] (0:14.58)	2:01.26 [2] (0:15.52)	1:45.74 [2] (0:15.68)	1:30.06 [2] (0:15.76)	1:14.30 [2] (0:15.36)	0:58.94 [2] (0:14.32)	0:44.62 [2] (0:14.79)	0:29.83 [3] (0:15.13)	0:14.70 [4] (0:14.70)
Average Speed [km/h]	53.4	49.9	46.9	45.9	46.2	47.2	50.3	49.1	47.9	49.1
Top Speed [km/h]	54.0	53.3	47.5	46.3	48.3	49.1	51.1	50.3	49.0	50.3
Avg. Dist. to Rail [m]	2.2	1.6	1.5	4.0	1.6	1.2	1.6	1.3	1.1	1.4



[ ] Ranking at each section and finish  
 -:-:- No data available at this section  
 NA No data available

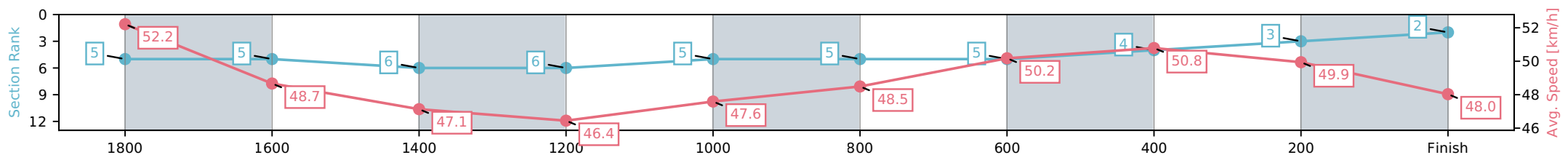
Horse/Jockey Name	Captain Publisher/S J Thornley
Finish Rank	2
Fastest Section Time (Section)	0:14.35 (800-600)
Top Speed [km/h] (Section)	53.8 (1980 - 1800)
Race State	Finished



NZ Metropolitan Trotting Club Inc Harness  
 Race 11: GOLD BAND TAXISMOBILE PACE - 1980m  
 07 June 2026 - 5:17PM  
 Weather: Fine



Section	L1980	L1800	L1600	L1400	L1200	L1000	L800	L600	L400	L200
Section Times	2:27.60 (0:12.24)	2:15.36 [5] (0:15.05)	2:00.31 [5] (0:15.58)	1:44.73 [6] (0:15.50)	1:29.23 [6] (0:15.51)	1:13.72 [5] (0:15.14)	0:58.57 [5] (0:14.35)	0:44.22 [5] (0:14.46)	0:29.76 [4] (0:14.76)	0:15.00 [3] (0:15.00)
Average Speed [km/h]	52.2	48.7	47.1	46.4	47.6	48.5	50.2	50.8	49.9	48.0
Top Speed [km/h]	53.8	51.2	48.4	46.9	49.4	49.6	50.9	51.2	50.7	50.4
Avg. Dist. to Rail [m]	4.1	3.1	2.8	5.7	3.2	2.8	3.5	2.9	3.8	6.9



[ ] Ranking at each section and finish  
 -:-:- No data available at this section  
 NA No data available

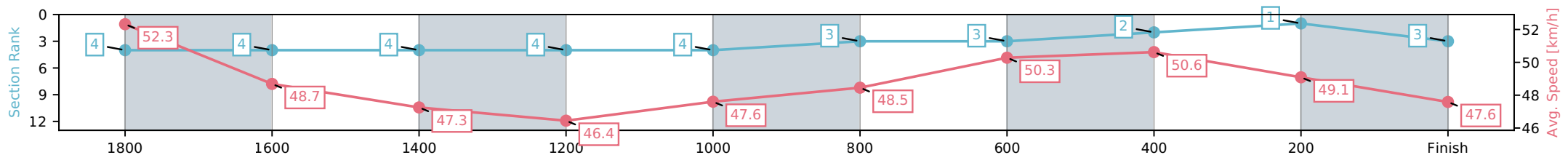
Horse/Jockey Name	Fear Gogh/B N Orange
Finish Rank	3
Fastest Section Time (Section)	0:14.32 (800-600)
Top Speed [km/h] (Section)	54.0 (1980 - 1800)
Race State	Finished



NZ Metropolitan Trotting Club Inc Harness  
 Race 11: GOLD BAND TAXISMOBILE PACE - 1980m  
 07 June 2026 - 5:17PM  
 Weather: Fine



Section	L1980	L1800	L1600	L1400	L1200	L1000	L800	L600	L400	L200
Section Times	2:27.61 (0:11.92)	2:15.69 [4] (0:15.07)	2:00.61 [4] (0:15.56)	1:45.05 [4] (0:15.50)	1:29.55 [4] (0:15.51)	1:14.04 [4] (0:15.15)	0:58.90 [3] (0:14.32)	0:44.58 [3] (0:14.50)	0:30.08 [2] (0:14.94)	0:15.14 [1] (0:15.14)
Average Speed [km/h]	52.3	48.7	47.3	46.4	47.6	48.5	50.3	50.6	49.1	47.6
Top Speed [km/h]	54.0	51.4	47.9	46.9	49.3	49.7	50.9	51.0	49.9	49.3
Avg. Dist. to Rail [m]	5.3	3.3	2.9	5.7	3.2	2.8	3.4	2.9	2.9	5.5



[ ] Ranking at each section and finish  
 -:-:- No data available at this section  
 NA No data available

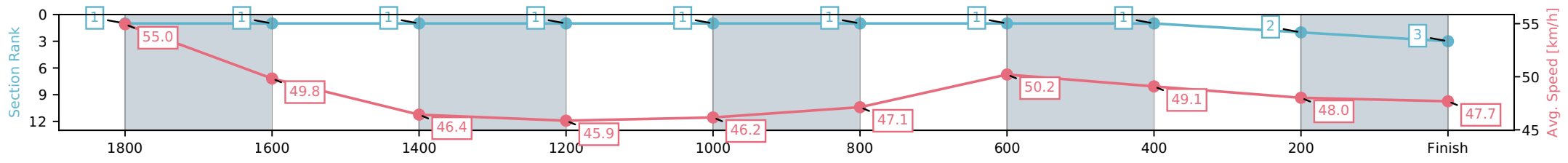
Horse/Jockey Name	Lord Mudrick/C A Butt
Finish Rank	4
Fastest Section Time (Section)	0:14.34 (800-600)
Top Speed [km/h] (Section)	56.1 (1980 - 1800)
Race State	Finished



NZ Metropolitan Trotting Club Inc Harness  
 Race 11: GOLD BAND TAXISMOBILE PACE - 1980m  
 07 June 2026 - 5:17PM  
 Weather: Fine



Section	L1980	L1800	L1600	L1400	L1200	L1000	L800	L600	L400	L200
Section Times	2:27.61 (0:11.29)	2:16.32 [1] (0:14.55)	2:01.77 [1] (0:15.62)	1:46.14 [1] (0:15.70)	1:30.45 [1] (0:15.76)	1:14.69 [1] (0:15.37)	0:59.32 [1] (0:14.34)	0:44.98 [1] (0:14.78)	0:30.20 [1] (0:15.09)	0:15.11 [2] (0:15.11)
Average Speed [km/h]	55.0	49.8	46.4	45.9	46.2	47.1	50.2	49.1	48.0	47.7
Top Speed [km/h]	56.1	54.1	47.0	46.3	48.1	48.9	51.0	50.2	48.7	48.8
Avg. Dist. to Rail [m]	3.5	1.5	1.2	3.9	1.4	1.0	1.5	1.2	1.3	3.8



[ ] Ranking at each section and finish  
 -:-:- No data available at this section  
 NA No data available

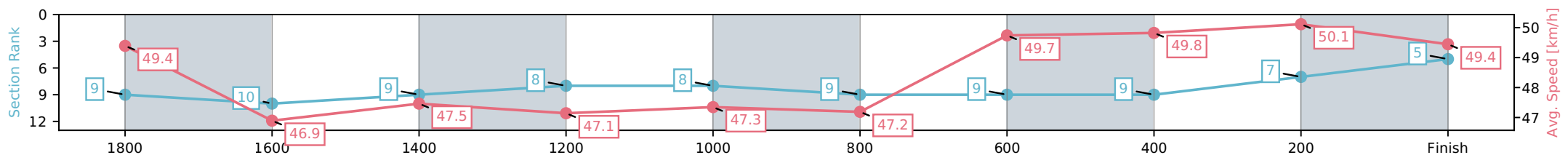
Horse/Jockey Name	Art Jordan/C J Dalgety
Finish Rank	5
Fastest Section Time (Section)	0:14.48 (800-600)
Top Speed [km/h] (Section)	52.0 (400-200)
Race State	Finished



NZ Metropolitan Trotting Club Inc Harness  
 Race 11: GOLD BAND TAXISMOBILE PACE - 1980m  
 07 June 2026 - 5:17PM  
 Weather: Fine



Section	L1980	L1800	L1600	L1400	L1200	L1000	L800	L600	L400	L200
Section Times	2:27.85 (0:12.64)	2:15.21 [9] (0:15.70)	1:59.51 [10] (0:15.38)	1:44.13 [9] (0:15.27)	1:28.86 [8] (0:15.34)	1:13.51 [8] (0:15.35)	0:58.16 [9] (0:14.48)	0:43.69 [9] (0:14.57)	0:29.12 [9] (0:14.52)	0:14.60 [7] (0:14.60)
Average Speed [km/h]	49.4	46.9	47.5	47.1	47.3	47.2	49.7	49.8	50.1	49.4
Top Speed [km/h]	50.4	48.2	47.9	47.8	48.6	49.0	50.9	50.8	52.0	51.8
Avg. Dist. to Rail [m]	11.5	4.4	1.9	4.0	1.2	1.0	1.6	1.4	2.4	3.6



- [ ] Ranking at each section and finish
- :-:- No data available at this section
- NA No data available

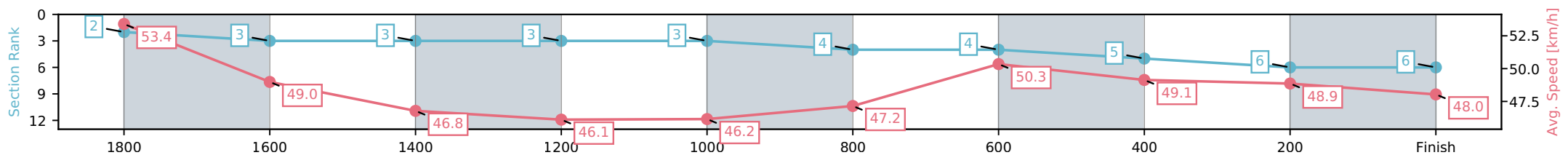
Horse/Jockey Name	Hes Santos Excuse/M J Williamson
Finish Rank	6
Fastest Section Time (Section)	0:14.30 (800-600)
Top Speed [km/h] (Section)	54.3 (1980 - 1800)
Race State	Finished



NZ Metropolitan Trotting Club Inc Harness  
 Race 11: GOLD BAND TAXISMOBILE PACE - 1980m  
 07 June 2026 - 5:17PM  
 Weather: Fine



Section	L1980	L1800	L1600	L1400	L1200	L1000	L800	L600	L400	L200
Section Times	2:27.97 (0:11.65)	2:16.32 [2] (0:14.96)	2:01.35 [3] (0:15.54)	1:45.81 [3] (0:15.62)	1:30.19 [3] (0:15.78)	1:14.42 [3] (0:15.38)	0:59.04 [4] (0:14.30)	0:44.73 [4] (0:14.79)	0:29.94 [5] (0:14.93)	0:15.01 [6] (0:15.01)
Average Speed [km/h]	53.4	49.0	46.8	46.1	46.2	47.2	50.3	49.1	48.9	48.0
Top Speed [km/h]	54.3	52.0	47.5	47.0	48.5	48.8	50.9	50.3	49.9	49.5
Avg. Dist. to Rail [m]	10.6	3.6	1.5	4.1	1.5	1.2	1.9	1.5	2.8	8.5



[ ] Ranking at each section and finish  
 -:-:- No data available at this section  
 NA No data available

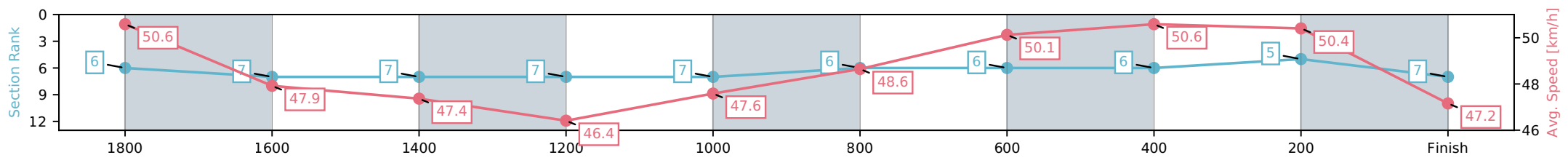
Horse/Jockey Name	The Beach House/O G Thornley
Finish Rank	7
Fastest Section Time (Section)	0:14.36 (800-600)
Top Speed [km/h] (Section)	52.6 (1980 - 1800)
Race State	Finished



NZ Metropolitan Trotting Club Inc Harness  
 Race 11: GOLD BAND TAXISMOBILE PACE - 1980m  
 07 June 2026 - 5:17PM  
 Weather: Fine



Section	L1980	L1800	L1600	L1400	L1200	L1000	L800	L600	L400	L200
Section Times	2:28.21 (0:12.32)	2:15.89 [6] (0:15.35)	2:00.54 [7] (0:15.53)	1:45.01 [7] (0:15.51)	1:29.50 [7] (0:15.52)	1:13.99 [7] (0:15.11)	0:58.88 [6] (0:14.36)	0:44.51 [6] (0:14.53)	0:29.99 [6] (0:14.70)	0:15.29 [5] (0:15.29)
Average Speed [km/h]	50.6	47.9	47.4	46.4	47.6	48.6	50.1	50.6	50.4	47.2
Top Speed [km/h]	52.6	49.0	48.2	47.1	49.7	50.2	51.0	50.9	51.1	49.4
Avg. Dist. to Rail [m]	7.0	3.9	2.9	5.8	3.2	2.9	3.5	3.0	4.9	10.2



[ ] Ranking at each section and finish  
 -:-:- No data available at this section  
 NA No data available

Horse/Jockey Name	Carrera Kahu/K G Cameron
Finish Rank	8
Fastest Section Time (Section)	0:14.41 (800-600)
Top Speed [km/h] (Section)	53.4 (1980 - 1800)
Race State	Finished



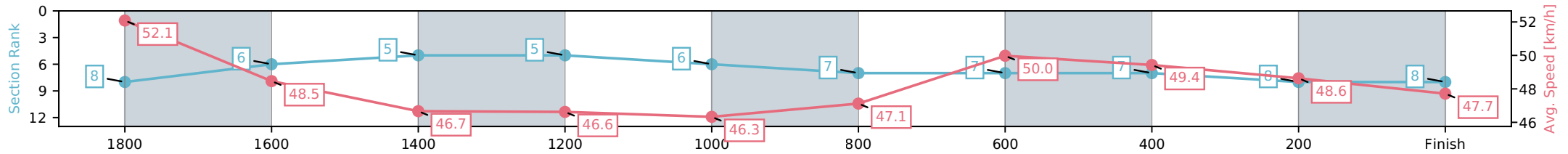
NZ Metropolitan Trotting Club Inc Harness  
 Race 11: GOLD BAND TAXISMOBILE PACE - 1980m



07 June 2026 - 5:17PM

Weather: Fine

Section	L1980	L1800	L1600	L1400	L1200	L1000	L800	L600	L400	L200
Section Times	2:28.43 (0:12.35)	2:16.08 [8] (0:14.96)	2:01.12 [6] (0:15.54)	1:45.58 [5] (0:15.44)	1:30.14 [5] (0:15.69)	1:14.44 [6] (0:15.37)	0:59.07 [7] (0:14.41)	0:44.66 [7] (0:14.67)	0:30.00 [7] (0:14.87)	0:15.12 [8] (0:15.12)
Average Speed [km/h]	52.1	48.5	46.7	46.6	46.3	47.1	50.0	49.4	48.6	47.7
Top Speed [km/h]	53.4	51.8	47.3	47.3	48.4	48.9	51.1	51.2	49.3	49.2
Avg. Dist. to Rail [m]	2.3	1.5	1.2	3.7	1.2	1.1	1.8	1.2	1.2	2.4



- [ ] Ranking at each section and finish
- :-:- No data available at this section
- NA No data available

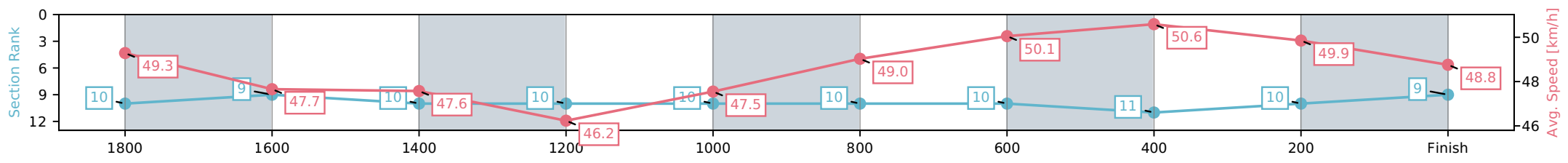
Horse/Jockey Name	Santanna Mach/W J House
Finish Rank	9
Fastest Section Time (Section)	0:14.39 (800-600)
Top Speed [km/h] (Section)	51.0 (600-400)
Race State	Finished



NZ Metropolitan Trotting Club Inc Harness  
 Race 11: GOLD BAND TAXISMOBILE PACE - 1980m  
 07 June 2026 - 5:17PM  
 Weather: Fine



Section	L1980	L1800	L1600	L1400	L1200	L1000	L800	L600	L400	L200
Section Times	2:28.48 (0:12.71)	2:15.77 [10] (0:15.63)	2:00.14 [9] (0:15.50)	1:44.64 [10] (0:15.56)	1:29.08 [10] (0:15.56)	1:13.51 [10] (0:15.00)	0:58.51 [10] (0:14.39)	0:44.12 [10] (0:14.54)	0:29.58 [11] (0:14.80)	0:14.78 [10] (0:14.78)
Average Speed [km/h]	49.3	47.7	47.6	46.2	47.5	49.0	50.1	50.6	49.9	48.8
Top Speed [km/h]	50.6	49.1	48.4	47.1	49.3	50.7	50.9	51.0	50.6	50.3
Avg. Dist. to Rail [m]	14.9	6.4	3.2	6.1	3.4	3.1	3.9	3.2	3.9	6.4



[ ] Ranking at each section and finish  
 -:-:- No data available at this section  
 NA No data available

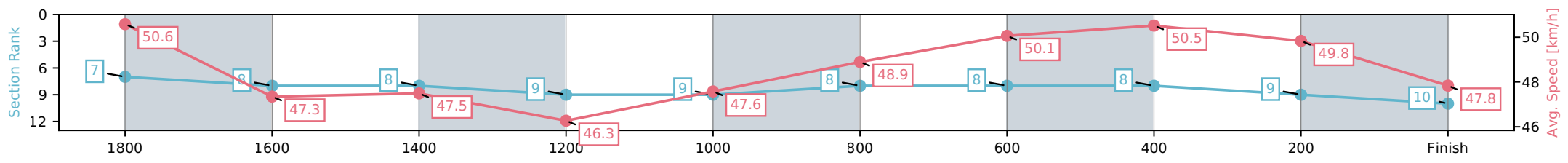
Horse/Jockey Name	Ester Lucy/John R Dunn
Finish Rank	10
Fastest Section Time (Section)	0:14.38 (800-600)
Top Speed [km/h] (Section)	51.9 (1980 - 1800)
Race State	Finished



NZ Metropolitan Trotting Club Inc Harness  
 Race 11: GOLD BAND TAXISMOBILE PACE - 1980m  
 07 June 2026 - 5:17PM  
 Weather: Fine



Section	L1980	L1800	L1600	L1400	L1200	L1000	L800	L600	L400	L200
Section Times	2:28.49 (0:12.34)	2:16.15 [7] (0:15.67)	2:00.48 [8] (0:15.50)	1:44.98 [8] (0:15.55)	1:29.43 [9] (0:15.54)	1:13.90 [9] (0:15.03)	0:58.86 [8] (0:14.38)	0:44.48 [8] (0:14.57)	0:29.91 [8] (0:14.82)	0:15.10 [9] (0:15.10)
Average Speed [km/h]	50.6	47.3	47.5	46.3	47.6	48.9	50.1	50.5	49.8	47.8
Top Speed [km/h]	51.9	48.6	48.1	47.3	50.0	50.9	50.8	50.8	50.7	49.5
Avg. Dist. to Rail [m]	9.1	5.2	3.0	6.1	3.3	3.0	3.7	3.2	4.6	11.0



[ ] Ranking at each section and finish  
 -:-:- No data available at this section  
 NA No data available

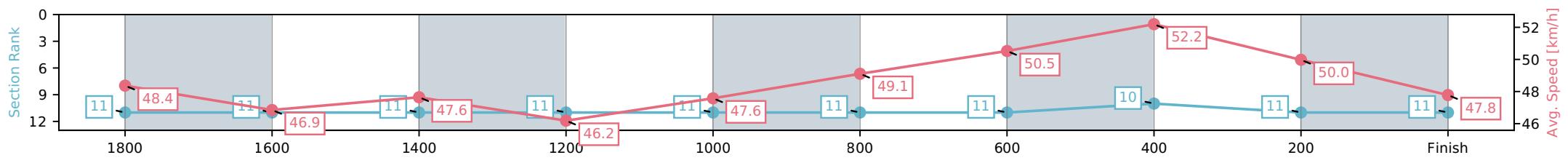
Horse/Jockey Name	Motor Mouth/R D Close
Finish Rank	11
Fastest Section Time (Section)	0:14.25 (800-600)
Top Speed [km/h] (Section)	52.9 (600-400)
Race State	Finished



NZ Metropolitan Trotting Club Inc Harness  
 Race 11: GOLD BAND TAXISMOBILE PACE - 1980m  
 07 June 2026 - 5:17PM  
 Weather: Fine



Section	L1980	L1800	L1600	L1400	L1200	L1000	L800	L600	L400	L200
Section Times	2:28.89 (0:12.94)	2:15.95 [11] (0:15.73)	2:00.22 [11] (0:15.47)	1:44.75 [11] (0:15.59)	1:29.16 [11] (0:15.55)	1:13.61 [11] (0:15.00)	0:58.61 [11] (0:14.25)	0:44.36 [11] (0:14.31)	0:30.05 [10] (0:14.96)	0:15.09 [11] (0:15.09)
Average Speed [km/h]	48.4	46.9	47.6	46.2	47.6	49.1	50.5	52.2	50.0	47.8
Top Speed [km/h]	49.8	48.6	48.8	47.0	49.2	51.1	52.7	52.9	51.4	49.1
Avg. Dist. to Rail [m]	12.7	4.6	3.2	6.2	3.5	3.3	4.6	5.2	6.2	9.4



[ ] Ranking at each section and finish  
 -:-:- No data available at this section  
 NA No data available