



# NZ Metropolitan Trotting Club Inc Harness

Race 1: WOODLANDS STUD - THE FUTURE IS SWEET MOBILE PACE - 1980m

12 June 2026 - 5:06PM

Weather: Showers



Field Times	2:24.07	2:12.83	1:58.08	1:42.78	1:27.98	1:12.54	0:57.31	0:42.40
(Race Tempo)	(0:11.24)	(0:14.75)	(0:15.30)	(0:14.80)	(0:15.44)	(0:15.22)	(0:14.92)	(0:14.35)

Rank	TAB#	Horse	Overall Time	First 400m	Top Speed km/h (Section)	L1980	L1800	L1600	L1400	L1200	L1000	L800	L600
	(BAR#)	Driver	Margin (DT-W)	Last 600m	Fastest Section (Time)	Start - 1800	1800 - 1600	1600 - 1400	1400 - 1200	1200 - 1000	1000 - 800	800 - 600	600 - 400
1	2	Route Sixty Six	2:24.07	0:27.97	55.1 (1980 - 1800)	2:24.07	2:12.49 [3]	1:57.62 [3]	1:42.24 [4]	1:27.42 [4]	1:11.88 [5]	0:56.69 [5]	0:41.73 [5]
	(2)	W J House		0:41.74	200-0 (0:13.62)	(0:11.58)	(0:14.87)	(0:15.38)	(0:14.83)	(0:15.53)	(0:15.20)	(0:14.96)	(0:14.24)
2	8	Mamas Crunch	2:24.11	0:29.21	55.5 (200-0)	2:24.11	2:11.76 [9]	1:56.42 [9]	1:41.42 [9]	1:26.75 [9]	1:11.43 [8]	0:56.31 [7]	0:41.40 [7]
	(8)	A M Butt	0.3L (+21)	0:41.40	200-0 (0:13.28)	(0:12.36)	(0:15.34)	(0:15.00)	(0:14.68)	(0:15.32)	(0:15.12)	(0:14.90)	(0:14.30)
3	12	Bettor Belle	2:24.17	0:29.08	54.5 (200-0)	2:24.17	2:11.85 [8]	1:56.83 [7]	1:41.80 [7]	1:27.12 [7]	1:11.78 [6]	0:56.65 [6]	0:41.75 [6]
	(12)	C J Dalgety	0.6L (+20)	0:41.76	200-0 (0:13.60)	(0:12.32)	(0:15.02)	(0:15.03)	(0:14.68)	(0:15.34)	(0:15.13)	(0:14.90)	(0:14.32)
4	7	Carrera Hombre	2:24.35	0:27.54	55.8 (1980 - 1800)	2:24.35	2:13.06 [2]	1:58.36 [1]	1:43.06 [1]	1:28.26 [1]	1:12.82 [1]	0:57.59 [1]	0:42.68 [1]
	(7)	R J Butt	1.6L (+2)	0:42.68	400-200 (0:13.96)	(0:11.29)	(0:14.70)	(0:15.30)	(0:14.80)	(0:15.44)	(0:15.22)	(0:14.92)	(0:14.35)
5	5	Ultimate Seisation	2:24.40	0:27.90	56.2 (1980 - 1800)	2:24.40	2:13.16 [1]	1:58.04 [2]	1:42.80 [2]	1:28.00 [2]	1:12.56 [3]	0:57.34 [3]	0:42.41 [3]
	(5)	S W Hill	1.9L (+2)	0:42.41	400-200 (0:13.89)	(0:11.24)	(0:15.12)	(0:15.24)	(0:14.80)	(0:15.44)	(0:15.22)	(0:14.93)	(0:14.34)
6	9	Heaven	2:24.51	0:30.06	56.1 (200-0)	2:24.51	2:11.51 [12]	1:55.98 [12]	1:41.10 [12]	1:26.50 [12]	1:11.20 [12]	0:56.07 [12]	0:41.20 [12]
	(9)	M J Williamson	2.5L (+21)	0:41.21	200-0 (0:13.24)	(0:13.00)	(0:15.53)	(0:14.88)	(0:14.60)	(0:15.30)	(0:15.13)	(0:14.87)	(0:14.46)
7	1	Quicker Than Quick	2:24.57	0:28.51	53.7 (1980 - 1800)	2:24.57	2:12.69 [5]	1:57.60 [5]	1:42.40 [6]	1:27.58 [6]	1:11.97 [7]	0:56.72 [8]	0:41.78 [8]
	(1)	B N Orange	2.9L (+2)	0:41.77	400-200 (0:13.79)	(0:11.88)	(0:15.09)	(0:15.20)	(0:14.82)	(0:15.62)	(0:15.24)	(0:14.94)	(0:14.14)
8	10	Major Happy	2:24.62	0:29.06	54.8 (200-0)	2:24.62	2:12.39 [7]	1:57.25 [8]	1:42.06 [8]	1:27.26 [8]	1:11.77 [9]	0:56.59 [9]	0:41.66 [9]
	(10)	John R Dunn	3.2L (+4)	0:41.67	200-0 (0:13.64)	(0:12.23)	(0:15.14)	(0:15.19)	(0:14.80)	(0:15.49)	(0:15.18)	(0:14.93)	(0:14.36)
9	6	Henry Winkler	2:24.75	0:29.69	54.3 (400-200)	2:24.75	2:11.76 [11]	1:56.56 [11]	1:41.72 [11]	1:27.10 [10]	1:11.73 [10]	0:56.62 [10]	0:41.65 [10]
	(6)	S J Ottley	3.9L (+11)	0:41.66	200-0 (0:13.56)	(0:12.99)	(0:15.21)	(0:14.83)	(0:14.62)	(0:15.37)	(0:15.11)	(0:14.96)	(0:14.30)
10	4	Don Juan	2:24.95	0:29.32	55.0 (200-0)	2:24.95	2:12.38 [10]	1:57.14 [10]	1:42.07 [10]	1:27.28 [11]	1:11.77 [11]	0:56.60 [11]	0:41.65 [11]
	(4)	R E Harrison	5.1L (+3)	0:41.66	400-200 (0:13.60)	(0:12.57)	(0:15.24)	(0:15.07)	(0:14.80)	(0:15.51)	(0:15.16)	(0:14.95)	(0:14.40)

Report Created: Fri 12 June 2026

(Note: Races are conducted over an approximate distance as close as possible to the advertised distance, and recorded data may vary accordingly. Official times refer to race times only and do not include handicap times.)

[ ] Position in running at each section and finish TAB# Saddle cloth number

:-:-- No data available at this section

NA No data available

DNT Did not track

BAR# Barrier/Gate Position

DNF Did not finish

DT-W Distance travelled compared to winner in metres

Fastest split

Fastest section



# NZ Metropolitan Trotting Club Inc Harness

Race 1: WOODLANDS STUD - THE FUTURE IS SWEET MOBILE PACE - 1980m

12 June 2026 - 5:06PM

Weather: Showers



Field Times	2:24.07	2:12.83	1:58.08	1:42.78	1:27.98	1:12.54	0:57.31	0:42.40
(Race Tempo)	(0:11.24)	(0:14.75)	(0:15.30)	(0:14.80)	(0:15.44)	(0:15.22)	(0:14.92)	(0:14.35)

Rank	TAB#	Horse	Overall Time	First 400m	Top Speed km/h (Section)	L1980	L1800	L1600	L1400	L1200	L1000	L800	L600
	(BAR#)	Driver	Margin (DT-W)	Last 600m	Fastest Section (Time)	Start - 1800	1800 - 1600	1600 - 1400	1400 - 1200	1200 - 1000	1000 - 800	800 - 600	600 - 400
11	11	Berrettini	2:25.32	0:28.75	54.7 (1980 - 1800)	2:25.32	2:13.23 [6]	1:58.28 [6]	1:43.24 [5]	1:28.56 [5]	1:13.23 [4]	0:58.09 [4]	0:43.18 [4]
	(11)	R D Close	7.2L (+18)	0:43.18	400-200 (0:14.02)	(0:12.09)	(0:14.95)	(0:15.04)	(0:14.68)	(0:15.33)	(0:15.14)	(0:14.91)	(0:14.34)
12	3	Bettor Off	2:25.39	0:28.26	54.3 (1980 - 1800)	2:25.39	2:13.61 [4]	1:58.66 [4]	1:43.62 [3]	1:28.94 [3]	1:13.60 [2]	0:58.46 [2]	0:43.55 [2]
	(3)	T M Williams	7.6L (+18)	0:43.54	400-200 (0:14.16)	(0:11.78)	(0:14.95)	(0:15.04)	(0:14.69)	(0:15.33)	(0:15.14)	(0:14.91)	(0:14.36)

Report Created: Fri 12 June 2026

(Note: Races are conducted over an approximate distance as close as possible to the advertised distance, and recorded data may vary accordingly. Official times refer to race times only and do not include handicap times.)

[ ] Position in running at each section and finish    TAB# Saddle cloth number  
 -:-:- No data available at this section    BAR# Barrier/Gate Position  
 NA No data available    DNF Did not finish  
 DNT Did not track    DT-W Distance travelled compared to winner in metres

Fastest split  
 Fastest section



# NZ Metropolitan Trotting Club Inc Harness

Race 1: WOODLANDS STUD - THE FUTURE IS SWEET MOBILE PACE - 1980m

12 June 2026 - 5:06PM

Weather: Showers



Field Times 0:28.05 0:14.09  
(Race Tempo) (0:13.96) (0:14.09)

Rank	TAB#	Horse	Overall Time	First 400m	Top Speed km/h (Section)	L400	L200						
	(BAR#)	Driver	Margin (DT-W)	Last 600m	Fastest Section (Time)	400 - 200	200 - Finish						
1	2	Route Sixty Six	2:24.07	0:27.97	55.1 (1980 - 1800)	0:27.50 [5]	0:13.62 [4]						
	(2)	W J House		0:41.74	200-0 (0:13.62)	(0:13.88)	(0:13.62)						
2	8	Mamas Crunch	2:24.11	0:29.21	55.5 (200-0)	0:27.10 [8]	0:13.28 [8]						
	(8)	A M Butt	0.3L (+21)	0:41.40	200-0 (0:13.28)	(0:13.82)	(0:13.28)						
3	12	Bettor Belle	2:24.17	0:29.08	54.5 (200-0)	0:27.43 [6]	0:13.60 [6]						
	(12)	C J Dalgety	0.6L (+20)	0:41.76	200-0 (0:13.60)	(0:13.84)	(0:13.60)						
4	7	Carrera Hombre	2:24.35	0:27.54	55.8 (1980 - 1800)	0:28.33 [1]	0:14.37 [1]						
	(7)	R J Butt	1.6L (+2)	0:42.68	400-200 (0:13.96)	(0:13.96)	(0:14.37)						
5	5	Ultimate Seisation	2:24.40	0:27.90	56.2 (1980 - 1800)	0:28.07 [3]	0:14.18 [2]						
	(5)	S W Hill	1.9L (+2)	0:42.41	400-200 (0:13.89)	(0:13.89)	(0:14.18)						
6	9	Heaven	2:24.51	0:30.06	56.1 (200-0)	0:26.75 [12]	0:13.24 [11]						
	(9)	M J Williamson	2.5L (+21)	0:41.21	200-0 (0:13.24)	(0:13.51)	(0:13.24)						
7	1	Quicker Than Quick	2:24.57	0:28.51	53.7 (1980 - 1800)	0:27.64 [7]	0:13.84 [7]						
	(1)	B N Orange	2.9L (+2)	0:41.77	400-200 (0:13.79)	(0:13.79)	(0:13.84)						
8	10	Major Happy	2:24.62	0:29.06	54.8 (200-0)	0:27.30 [9]	0:13.64 [9]						
	(10)	John R Dunn	3.2L (+4)	0:41.67	200-0 (0:13.64)	(0:13.67)	(0:13.64)						
9	6	Henry Winkler	2:24.75	0:29.69	54.3 (400-200)	0:27.35 [10]	0:13.56 [10]						
	(6)	S J Ottley	3.9L (+11)	0:41.66	200-0 (0:13.56)	(0:13.80)	(0:13.56)						
10	4	Don Juan	2:24.95	0:29.32	55.0 (200-0)	0:27.26 [11]	0:13.66 [12]						
	(4)	R E Harrison	5.1L (+3)	0:41.66	400-200 (0:13.60)	(0:13.60)	(0:13.66)						

Report Created: Fri 12 June 2026

(Note: Races are conducted over an approximate distance as close as possible to the advertised distance, and recorded data may vary accordingly. Official times refer to race times only and do not include handicap times.)

[ ] Position in running at each section and finish TAB# Saddle cloth number

-:-:- No data available at this section

NA No data available

DNT Did not track

BAR# Barrier/Gate Position

DNF Did not finish

DT-W Distance travelled compared to winner in metres

Fastest split

Fastest section



# NZ Metropolitan Trotting Club Inc Harness

Race 1: WOODLANDS STUD - THE FUTURE IS SWEET MOBILE PACE - 1980m

12 June 2026 - 5:06PM

Weather: Showers



Field Times                    0:28.05    0:14.09  
(Race Tempo)                (0:13.96)   (0:14.09)

Rank	TAB#	Horse	Overall Time	First 400m	Top Speed km/h (Section)	L400	L200						
	(BAR#)	Driver	Margin (DT-W)	Last 600m	Fastest Section (Time)	400 - 200	200 - Finish						
11	11	Berrettini	2:25.32	0:28.75	54.7 (1980 - 1800)	0:28.84 [4]	0:14.82 [5]						
	(11)	R D Close	7.2L (+18)	0:43.18	400-200 (0:14.02)	(0:14.02)	(0:14.82)						
12	3	Bettor Off	2:25.39	0:28.26	54.3 (1980 - 1800)	0:29.19 [2]	0:15.02 [3]						
	(3)	T M Williams	7.6L (+18)	0:43.54	400-200 (0:14.16)	(0:14.16)	(0:15.02)						

Report Created: Fri 12 June 2026

(Note: Races are conducted over an approximate distance as close as possible to the advertised distance, and recorded data may vary accordingly. Official times refer to race times only and do not include handicap times.)

[ ] Position in running at each section and finish    TAB#    Saddle cloth number

:-:-- No data available at this section

NA No data available

DNT Did not track

BAR# Barrier/Gate Position

DNF Did not finish

DT-W Distance travelled compared to winner in metres

Fastest split

Fastest section

Horse/Jockey Name	Route Sixty Six/W J House
Finish Rank	1
Fastest Section Time (Section)	0:13.62 (200-0)
Top Speed [km/h] (Section)	55.1 (1980 - 1800)
Race State	Finished



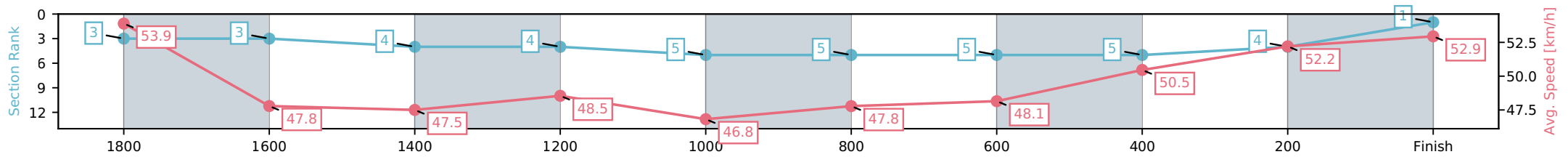
NZ Metropolitan Trotting Club Inc Harness  
 Race 1: WOODLANDS STUD - THE FUTURE IS SWEET  
 MOBILE PACE - 1980m



12 June 2026 - 5:06PM

Weather: Showers

Section	L1980	L1800	L1600	L1400	L1200	L1000	L800	L600	L400	L200
Section Times	2:24.07 (0:11.58)	2:12.49 [3] (0:14.87)	1:57.62 [3] (0:15.38)	1:42.24 [4] (0:14.83)	1:27.42 [4] (0:15.53)	1:11.88 [5] (0:15.20)	0:56.69 [5] (0:14.96)	0:41.73 [5] (0:14.24)	0:27.50 [5] (0:13.88)	0:13.62 [4] (0:13.62)
Average Speed [km/h]	53.9	47.8	47.5	48.5	46.8	47.8	48.1	50.5	52.2	52.9
Top Speed [km/h]	55.1	52.3	48.0	49.2	48.1	48.8	48.9	52.2	53.6	54.2
Avg. Dist. to Rail [m]	1.7	1.7	2.3	4.2	1.2	1.3	0.8	0.4	1.4	6.1



- [ ] Ranking at each section and finish
- :-:- No data available at this section
- NA No data available

Horse/Jockey Name	Mamas Crunch/A M Butt
Finish Rank	2
Fastest Section Time (Section)	0:13.28 (200-0)
Top Speed [km/h] (Section)	55.5 (200-0)
Race State	Finished



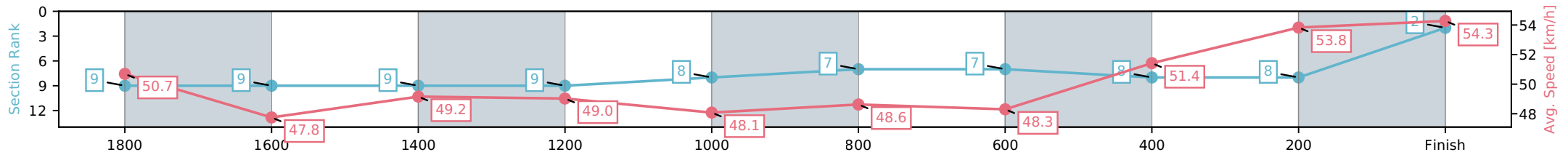
NZ Metropolitan Trotting Club Inc Harness  
 Race 1: WOODLANDS STUD - THE FUTURE IS SWEET  
 MOBILE PACE - 1980m



12 June 2026 - 5:06PM

Weather: Showers

Section	L1980	L1800	L1600	L1400	L1200	L1000	L800	L600	L400	L200
Section Times	2:24.11 (0:12.36)	2:11.76 [9] (0:15.34)	1:56.42 [9] (0:15.00)	1:41.42 [9] (0:14.68)	1:26.75 [9] (0:15.32)	1:11.43 [8] (0:15.12)	0:56.31 [7] (0:14.90)	0:41.40 [7] (0:14.30)	0:27.10 [8] (0:13.82)	0:13.28 [8] (0:13.28)
Average Speed [km/h]	50.7	47.8	49.2	49.0	48.1	48.6	48.3	51.4	53.8	54.3
Top Speed [km/h]	52.2	49.0	49.7	49.6	49.0	49.6	48.7	53.2	55.2	55.5
Avg. Dist. to Rail [m]	10.7	3.5	3.2	6.0	2.9	2.9	3.6	3.1	5.5	11.2



- [ ] Ranking at each section and finish
- :-:- No data available at this section
- NA No data available

Horse/Jockey Name	Bettor Belle/C J Dalgety
Finish Rank	3
Fastest Section Time (Section)	0:13.60 (200-0)
Top Speed [km/h] (Section)	54.5 (200-0)
Race State	Finished



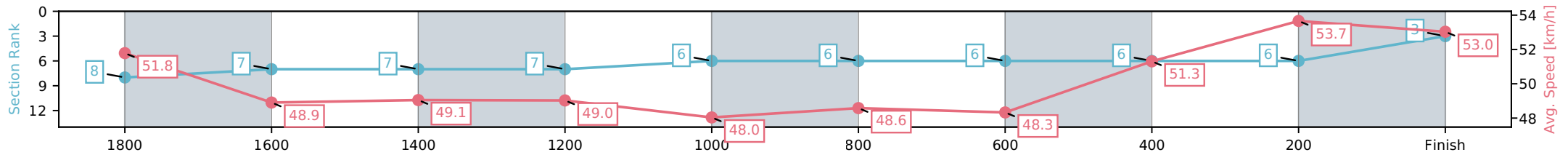
NZ Metropolitan Trotting Club Inc Harness  
 Race 1: WOODLANDS STUD - THE FUTURE IS SWEET  
 MOBILE PACE - 1980m



12 June 2026 - 5:06PM

Weather: Showers

Section	L1980	L1800	L1600	L1400	L1200	L1000	L800	L600	L400	L200
Section Times	2:24.17 (0:12.32)	2:11.85 [8] (0:15.02)	1:56.83 [7] (0:15.03)	1:41.80 [7] (0:14.68)	1:27.12 [7] (0:15.34)	1:11.78 [6] (0:15.13)	0:56.65 [6] (0:14.90)	0:41.75 [6] (0:14.32)	0:27.43 [6] (0:13.84)	0:13.60 [6] (0:13.60)
Average Speed [km/h]	51.8	48.9	49.1	49.0	48.0	48.6	48.3	51.3	53.7	53.0
Top Speed [km/h]	53.6	50.7	49.6	49.7	48.9	49.5	48.9	52.7	54.5	54.5
Avg. Dist. to Rail [m]	5.5	3.4	3.2	6.0	2.9	3.0	3.6	3.0	5.1	9.5



- [ ] Ranking at each section and finish
- :-:- No data available at this section
- NA No data available

Horse/Jockey Name	Carrera Hombre/R J Butt
Finish Rank	4
Fastest Section Time (Section)	0:13.96 (400-200)
Top Speed [km/h] (Section)	55.8 (1980 - 1800)
Race State	Finished



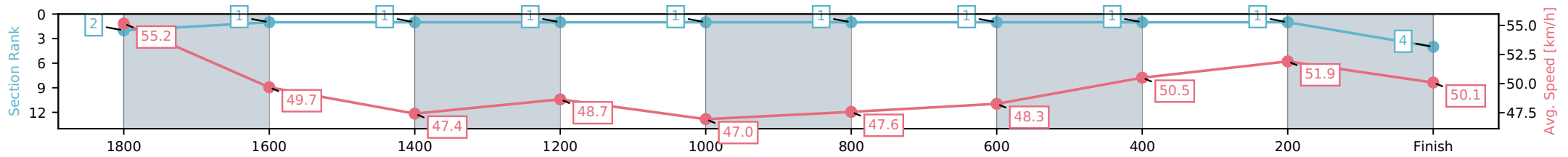
NZ Metropolitan Trotting Club Inc Harness  
 Race 1: WOODLANDS STUD - THE FUTURE IS SWEET  
 MOBILE PACE - 1980m



12 June 2026 - 5:06PM

Weather: Showers

Section	L1980	L1800	L1600	L1400	L1200	L1000	L800	L600	L400	L200
Section Times	2:24.35 (0:11.29)	2:13.06 [2] (0:14.70)	1:58.36 [1] (0:15.30)	1:43.06 [1] (0:14.80)	1:28.26 [1] (0:15.44)	1:12.82 [1] (0:15.22)	0:57.59 [1] (0:14.92)	0:42.68 [1] (0:14.35)	0:28.33 [1] (0:13.96)	0:14.37 [1] (0:14.37)
Average Speed [km/h]	55.2	49.7	47.4	48.7	47.0	47.6	48.3	50.5	51.9	50.1
Top Speed [km/h]	55.8	53.6	48.3	49.5	48.1	48.2	48.7	51.7	52.3	51.4
Avg. Dist. to Rail [m]	9.5	2.8	1.2	3.2	0.9	1.0	1.3	1.2	1.4	5.0



- [ ] Ranking at each section and finish
- :-:- No data available at this section
- NA No data available

Horse/Jockey Name	Ultimate Seisation/S W Hill
Finish Rank	5
Fastest Section Time (Section)	0:13.89 (400-200)
Top Speed [km/h] (Section)	56.2 (1980 - 1800)
Race State	Finished



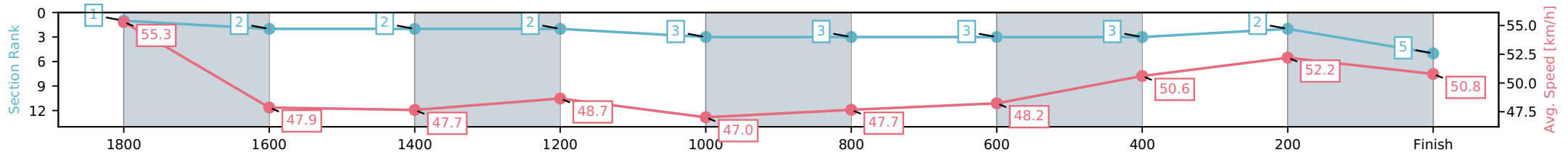
NZ Metropolitan Trotting Club Inc Harness  
 Race 1: WOODLANDS STUD - THE FUTURE IS SWEET  
 MOBILE PACE - 1980m



12 June 2026 - 5:06PM

Weather: Showers

Section	L1980	L1800	L1600	L1400	L1200	L1000	L800	L600	L400	L200
Section Times	2:24.40 (0:11.24)	2:13.16 [1] (0:15.12)	1:58.04 [2] (0:15.24)	1:42.80 [2] (0:14.80)	1:28.00 [2] (0:15.44)	1:12.56 [3] (0:15.22)	0:57.34 [3] (0:14.93)	0:42.41 [3] (0:14.34)	0:28.07 [3] (0:13.89)	0:14.18 [2] (0:14.18)
Average Speed [km/h]	55.3	47.9	47.7	48.7	47.0	47.7	48.2	50.6	52.2	50.8
Top Speed [km/h]	56.2	53.6	48.3	49.4	48.3	48.4	48.8	52.3	52.5	52.6
Avg. Dist. to Rail [m]	6.9	1.3	1.3	3.5	1.1	1.1	1.5	1.4	1.3	3.1



- [ ] Ranking at each section and finish
- :-:- No data available at this section
- NA No data available

Horse/Jockey Name	Heaven/M J Williamson
Finish Rank	6
Fastest Section Time (Section)	0:13.24 (200-0)
Top Speed [km/h] (Section)	56.1 (200-0)
Race State	Finished



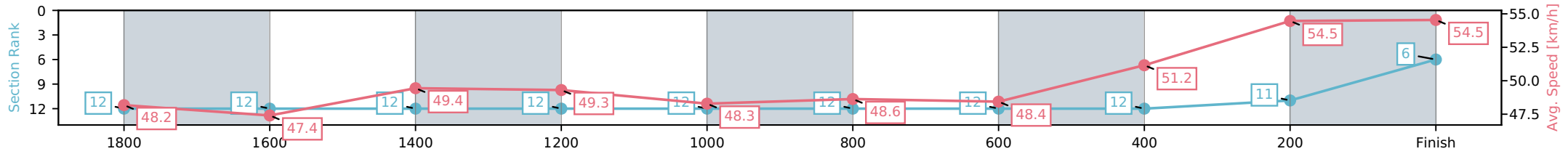
NZ Metropolitan Trotting Club Inc Harness  
 Race 1: WOODLANDS STUD - THE FUTURE IS SWEET  
 MOBILE PACE - 1980m



12 June 2026 - 5:06PM

Weather: Showers

Section	L1980	L1800	L1600	L1400	L1200	L1000	L800	L600	L400	L200
Section Times	2:24.51 (0:13.00)	2:11.51 [12] (0:15.53)	1:55.98 [12] (0:14.88)	1:41.10 [12] (0:14.60)	1:26.50 [12] (0:15.30)	1:11.20 [12] (0:15.13)	0:56.07 [12] (0:14.87)	0:41.20 [12] (0:14.46)	0:26.75 [12] (0:13.51)	0:13.24 [11] (0:13.24)
Average Speed [km/h]	48.2	47.4	49.4	49.3	48.3	48.6	48.4	51.2	54.5	54.5
Top Speed [km/h]	51.2	48.8	50.0	50.0	49.3	49.9	49.3	53.7	55.7	56.1
Avg. Dist. to Rail [m]	14.4	4.6	3.0	6.4	3.2	3.1	3.9	3.8	3.4	9.9



[ ] Ranking at each section and finish  
 -:-:- No data available at this section  
 NA No data available

Horse/Jockey Name	Quicker Than Quick/B N Orange
Finish Rank	7
Fastest Section Time (Section)	0:13.79 (400-200)
Top Speed [km/h] (Section)	53.7 (1980 - 1800)
Race State	Finished



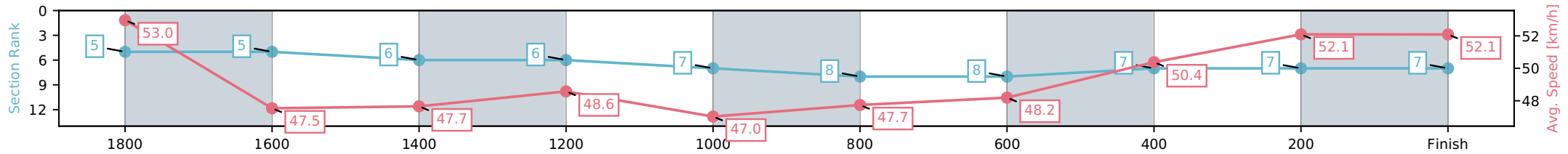
NZ Metropolitan Trotting Club Inc Harness  
 Race 1: WOODLANDS STUD - THE FUTURE IS SWEET  
 MOBILE PACE - 1980m



12 June 2026 - 5:06PM

Weather: Showers

Section	L1980	L1800	L1600	L1400	L1200	L1000	L800	L600	L400	L200
Section Times	2:24.57 (0:11.88)	2:12.69 [5] (0:15.09)	1:57.60 [5] (0:15.20)	1:42.40 [6] (0:14.82)	1:27.58 [6] (0:15.62)	1:11.97 [7] (0:15.24)	0:56.72 [8] (0:14.94)	0:41.78 [8] (0:14.14)	0:27.64 [7] (0:13.79)	0:13.84 [7] (0:13.84)
Average Speed [km/h]	53.0	47.5	47.7	48.6	47.0	47.7	48.2	50.4	52.1	52.1
Top Speed [km/h]	53.7	51.3	48.4	49.2	48.1	48.9	48.9	51.8	52.7	53.6
Avg. Dist. to Rail [m]	0.7	0.5	1.2	4.8	2.5	1.6	0.8	1.3	1.0	1.6



- [ ] Ranking at each section and finish
- :-:- No data available at this section
- NA No data available

Horse/Jockey Name	Major Happy/John R Dunn
Finish Rank	8
Fastest Section Time (Section)	0:13.64 (200-0)
Top Speed [km/h] (Section)	54.8 (200-0)
Race State	Finished



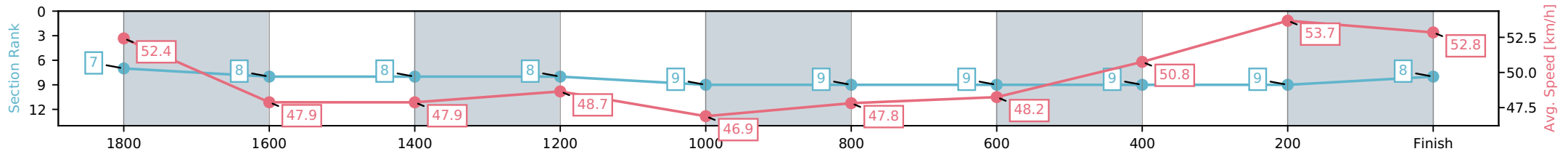
NZ Metropolitan Trotting Club Inc Harness  
 Race 1: WOODLANDS STUD - THE FUTURE IS SWEET  
 MOBILE PACE - 1980m



12 June 2026 - 5:06PM

Weather: Showers

Section	L1980	L1800	L1600	L1400	L1200	L1000	L800	L600	L400	L200
Section Times	2:24.62 (0:12.23)	2:12.39 [7] (0:15.14)	1:57.25 [8] (0:15.19)	1:42.06 [8] (0:14.80)	1:27.26 [8] (0:15.49)	1:11.77 [9] (0:15.18)	0:56.59 [9] (0:14.93)	0:41.66 [9] (0:14.36)	0:27.30 [9] (0:13.67)	0:13.64 [9] (0:13.64)
Average Speed [km/h]	52.4	47.9	47.9	48.7	46.9	47.8	48.2	50.8	53.7	52.8
Top Speed [km/h]	53.4	51.3	48.7	49.1	48.2	49.3	49.1	53.0	54.7	54.8
Avg. Dist. to Rail [m]	1.8	1.2	1.5	4.0	1.2	1.3	2.0	1.8	3.1	5.6



- [ ] Ranking at each section and finish
- :-:- No data available at this section
- NA No data available

Horse/Jockey Name	Henry Winkler/S J Ottley
Finish Rank	9
Fastest Section Time (Section)	0:13.56 (200-0)
Top Speed [km/h] (Section)	54.3 (400-200)
Race State	Finished



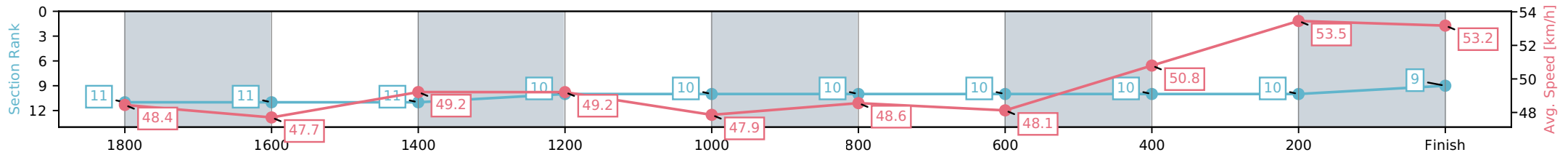
NZ Metropolitan Trotting Club Inc Harness  
 Race 1: WOODLANDS STUD - THE FUTURE IS SWEET  
 MOBILE PACE - 1980m



12 June 2026 - 5:06PM

Weather: Showers

Section	L1980	L1800	L1600	L1400	L1200	L1000	L800	L600	L400	L200
Section Times	2:24.75 (0:12.99)	2:11.76 [11] (0:15.21)	1:56.56 [11] (0:14.83)	1:41.72 [11] (0:14.62)	1:27.10 [10] (0:15.37)	1:11.73 [10] (0:15.11)	0:56.62 [10] (0:14.96)	0:41.65 [10] (0:14.30)	0:27.35 [10] (0:13.80)	0:13.56 [10] (0:13.56)
Average Speed [km/h]	48.4	47.7	49.2	49.2	47.9	48.6	48.1	50.8	53.5	53.2
Top Speed [km/h]	50.6	48.6	49.7	49.9	49.3	49.9	48.7	53.4	54.3	54.3
Avg. Dist. to Rail [m]	7.6	1.9	2.2	6.0	2.7	2.7	3.1	1.7	4.1	11.2



- [ ] Ranking at each section and finish
- :-:- No data available at this section
- NA No data available

Horse/Jockey Name	Don Juan/R E Harrison
Finish Rank	10
Fastest Section Time (Section)	0:13.60 (400-200)
Top Speed [km/h] (Section)	55.0 (200-0)
Race State	Finished



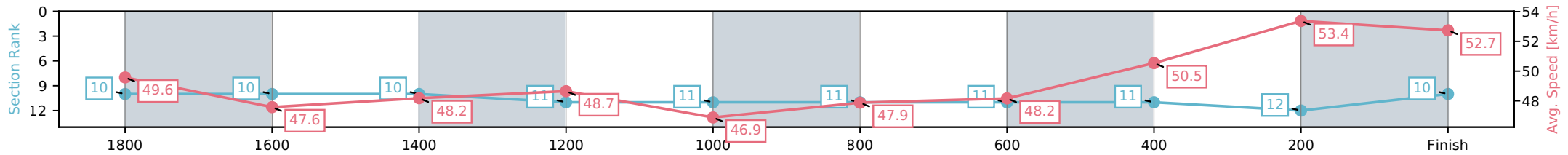
NZ Metropolitan Trotting Club Inc Harness  
 Race 1: WOODLANDS STUD - THE FUTURE IS SWEET  
 MOBILE PACE - 1980m



12 June 2026 - 5:06PM

Weather: Showers

Section	L1980	L1800	L1600	L1400	L1200	L1000	L800	L600	L400	L200
Section Times	2:24.95 (0:12.57)	2:12.38 [10] (0:15.24)	1:57.14 [10] (0:15.07)	1:42.07 [10] (0:14.80)	1:27.28 [11] (0:15.51)	1:11.77 [11] (0:15.16)	0:56.60 [11] (0:14.95)	0:41.65 [11] (0:14.40)	0:27.26 [11] (0:13.60)	0:13.66 [12] (0:13.66)
Average Speed [km/h]	49.6	47.6	48.2	48.7	46.9	47.9	48.2	50.5	53.4	52.7
Top Speed [km/h]	51.8	48.9	48.7	49.0	48.0	49.1	49.0	52.6	54.7	55.0
Avg. Dist. to Rail [m]	6.9	2.0	1.3	4.0	1.3	1.3	1.9	1.6	1.3	3.1



- [ ] Ranking at each section and finish
- :-:- No data available at this section
- NA No data available

Horse/Jockey Name	Berrettini/R D Close
Finish Rank	11
Fastest Section Time (Section)	0:14.02 (400-200)
Top Speed [km/h] (Section)	54.7 (1980 - 1800)
Race State	Finished



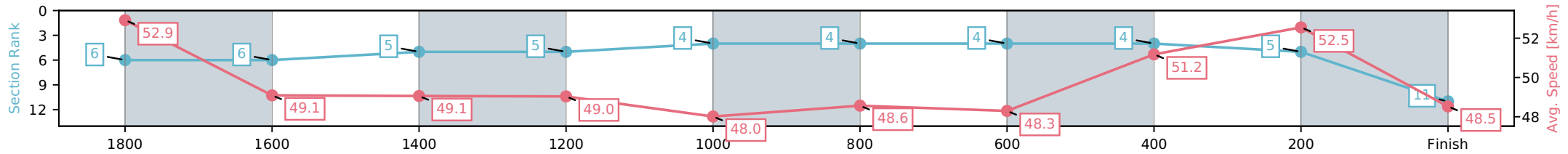
NZ Metropolitan Trotting Club Inc Harness  
 Race 1: WOODLANDS STUD - THE FUTURE IS SWEET  
 MOBILE PACE - 1980m



12 June 2026 - 5:06PM

Weather: Showers

Section	L1980	L1800	L1600	L1400	L1200	L1000	L800	L600	L400	L200
Section Times	2:25.32 (0:12.09)	2:13.23 [6] (0:14.95)	1:58.28 [6] (0:15.04)	1:43.24 [5] (0:14.68)	1:28.56 [5] (0:15.33)	1:13.23 [4] (0:15.14)	0:58.09 [4] (0:14.91)	0:43.18 [4] (0:14.34)	0:28.84 [4] (0:14.02)	0:14.82 [5] (0:14.82)
Average Speed [km/h]	52.9	49.1	49.1	49.0	48.0	48.6	48.3	51.2	52.5	48.5
Top Speed [km/h]	54.7	51.4	49.4	49.5	48.9	49.5	48.6	52.6	53.0	52.0
Avg. Dist. to Rail [m]	3.9	3.0	3.3	5.8	2.8	2.9	3.3	2.9	4.0	8.2



- [ ] Ranking at each section and finish
- :-:- No data available at this section
- NA No data available

Horse/Jockey Name	Bettor Off/T M Williams
Finish Rank	12
Fastest Section Time (Section)	0:14.16 (400-200)
Top Speed [km/h] (Section)	54.3 (1980 - 1800)
Race State	Finished



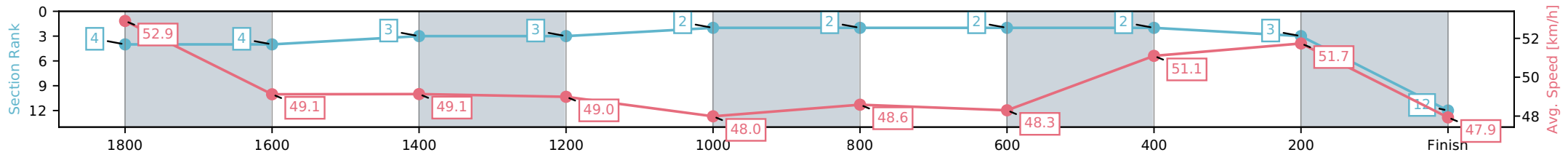
NZ Metropolitan Trotting Club Inc Harness  
 Race 1: WOODLANDS STUD - THE FUTURE IS SWEET  
 MOBILE PACE - 1980m



12 June 2026 - 5:06PM

Weather: Showers

Section	L1980	L1800	L1600	L1400	L1200	L1000	L800	L600	L400	L200
Section Times	2:25.39 (0:11.78)	2:13.61 [4] (0:14.95)	1:58.66 [4] (0:15.04)	1:43.62 [3] (0:14.69)	1:28.94 [3] (0:15.33)	1:13.60 [2] (0:15.14)	0:58.46 [2] (0:14.91)	0:43.55 [2] (0:14.36)	0:29.19 [2] (0:14.16)	0:15.02 [3] (0:15.02)
Average Speed [km/h]	52.9	49.1	49.1	49.0	48.0	48.6	48.3	51.1	51.7	47.9
Top Speed [km/h]	54.3	51.0	49.5	49.5	48.8	49.6	48.5	52.4	52.7	50.5
Avg. Dist. to Rail [m]	4.9	3.1	3.4	5.5	2.7	3.0	3.2	2.8	3.0	6.4



- [ ] Ranking at each section and finish
- :-:- No data available at this section
- NA No data available