



NZ Metropolitan Trotting Club Inc Harness  
 Race 2: LAMB & HAYWARD MOBILE PACE - 1980m  
 12 June 2026 - 5:32PM



Weather: Showers

Field Times (Race Tempo)      2:29.38 (0:11.93)    2:17.45 (0:15.07)    2:02.38 (0:16.56)    1:45.82 (0:16.24)    1:29.58 (0:15.57)    1:14.01 (0:15.46)    0:58.55 (0:15.73)    0:42.82 (0:15.24)

Rank	TAB#	Horse	Overall Time	First 400m	Top Speed km/h (Section)	L1980	L1800	L1600	L1400	L1200	L1000	L800	L600
	(BAR#)	Driver	Margin (DT-W)	Last 600m	Fastest Section (Time)	Start - 1800	1800 - 1600	1600 - 1400	1400 - 1200	1200 - 1000	1000 - 800	800 - 600	600 - 400
1	7	Cheer Up N Dance	2:29.38	0:30.76	54.9 (200-0)	2:29.38	2:16.47 [6]	2:00.53 [6]	1:44.42 [6]	1:28.79 [5]	1:14.01 [1]	0:58.55 [1]	0:42.82 [1]
	(7)	N P Williamson		0:42.82	200-0 (0:13.34)	(0:12.91)	(0:15.94)	(0:16.11)	(0:15.63)	(0:14.78)	(0:15.46)	(0:15.73)	(0:15.24)
2	3	Mossdale Marie	2:29.43	0:28.58	55.4 (200-0)	2:29.43	2:17.50 [1]	2:02.43 [1]	1:45.87 [1]	1:29.63 [1]	1:13.74 [2]	0:58.22 [2]	0:42.46 [3]
	(3)	B T Hope	0.3L (-13)	0:42.46	200-0 (0:13.27)	(0:11.93)	(0:15.07)	(0:16.56)	(0:16.24)	(0:15.89)	(0:15.52)	(0:15.76)	(0:14.98)
3	5	Artache(AUS)	2:29.84	0:29.53	54.4 (200-0)	2:29.84	2:17.54 [3]	2:01.89 [3]	1:45.52 [3]	1:29.35 [3]	1:13.73 [4]	0:58.06 [4]	0:43.06 [2]
	(5)	A M Butt	2.6L (+4)	0:43.06	200-0 (0:13.56)	(0:12.30)	(0:15.66)	(0:16.36)	(0:16.17)	(0:15.62)	(0:15.67)	(0:15.00)	(0:15.28)
4	6	Bella Ciao	2:29.91	0:30.39	55.0 (200-0)	2:29.91	2:17.31 [4]	2:01.42 [5]	1:45.28 [5]	1:29.11 [6]	1:13.49 [5]	0:57.84 [6]	0:42.81 [4]
	(6)	S W Hill	3.0L (+9)	0:42.80	200-0 (0:13.27)	(0:12.60)	(0:15.90)	(0:16.14)	(0:16.17)	(0:15.62)	(0:15.65)	(0:15.04)	(0:15.31)
5	8	Nansana	2:29.92	0:30.79	56.1 (200-0)	2:29.92	2:16.75 [7]	2:00.66 [7]	1:44.60 [7]	1:28.62 [7]	1:13.17 [7]	0:57.52 [7]	0:42.51 [6]
	(8)	K A Butt	3.1L (+12)	0:42.51	200-0 (0:13.04)	(0:13.17)	(0:16.09)	(0:16.06)	(0:15.98)	(0:15.46)	(0:15.65)	(0:15.01)	(0:15.33)
6	4	All Torque	2:30.57	0:30.38	54.3 (200-0)	2:30.57	2:17.89 [5]	2:02.17 [4]	1:46.09 [4]	1:30.00 [4]	1:14.08 [6]	0:58.56 [5]	0:42.76 [7]
	(4)	S J Ottley	6.8L (-11)	0:42.76	200-0 (0:13.48)	(0:12.68)	(0:15.72)	(0:16.07)	(0:16.09)	(0:15.92)	(0:15.53)	(0:15.80)	(0:14.95)
7	2	The Captains Lady	2:32.55	0:28.97	52.6 (1980 - 1800)	2:32.55	2:20.32 [2]	2:05.15 [2]	1:48.68 [2]	1:32.41 [2]	1:16.57 [3]	1:01.00 [3]	0:45.18 [5]
	(2)	W J House	18.1L (-16)	0:45.18	400-200 (0:14.67)	(0:12.23)	(0:15.17)	(0:16.46)	(0:16.27)	(0:15.85)	(0:15.56)	(0:15.82)	(0:15.01)

Did Not Finish: Suzy Franco (#1)

Report Created: Fri 12 June 2026

(Note: Races are conducted over an approximate distance as close as possible to the advertised distance, and recorded data may vary accordingly. Official times refer to race times only and do not include handicap times.)

[ ] Position in running at each section and finish    TAB# Saddle cloth number  
 -:-:- No data available at this section                    BAR# Barrier/Gate Position  
 NA No data available    DNF Did not finish  
 DNT Did not track    DT-W Distance travelled compared to winner in metres

Fastest split  
 Fastest section

data processed by TRIPLESDATA



NZ Metropolitan Trotting Club Inc Harness  
Race 2: LAMB & HAYWARD MOBILE PACE - 1980m

12 June 2026 - 5:32PM



Weather: Showers

Field Times                      0:27.58      0:13.34  
(Race Tempo)                    (0:14.24)    (0:13.34)

Rank	TAB#	Horse	Overall Time	First 400m	Top Speed km/h (Section)	L400	L200						
	(BAR#)	Driver	Margin (DT-W)	Last 600m	Fastest Section (Time)	400 - 200	200 - Finish						
1	7	Cheer Up N Dance	2:29.38	0:30.76	54.9 (200-0)	0:27.58 [1]	0:13.34 [1]						
	(7)	N P Williamson		0:42.82	200-0 (0:13.34)	(0:14.24)	(0:13.34)						
2	3	Mossdale Marie	2:29.43	0:28.58	55.4 (200-0)	0:27.47 [2]	0:13.27 [2]						
	(3)	B T Hope	0.3L (-13)	0:42.46	200-0 (0:13.27)	(0:14.21)	(0:13.27)						
3	5	Artache(AUS)	2:29.84	0:29.53	54.4 (200-0)	0:27.78 [3]	0:13.56 [3]						
	(5)	A M Butt	2.6L (+4)	0:43.06	200-0 (0:13.56)	(0:14.22)	(0:13.56)						
4	6	Bella Ciao	2:29.91	0:30.39	55.0 (200-0)	0:27.50 [5]	0:13.27 [4]						
	(6)	S W Hill	3.0L (+9)	0:42.80	200-0 (0:13.27)	(0:14.22)	(0:13.27)						
5	8	Nansana	2:29.92	0:30.79	56.1 (200-0)	0:27.18 [6]	0:13.04 [5]						
	(8)	K A Butt	3.1L (+12)	0:42.51	200-0 (0:13.04)	(0:14.14)	(0:13.04)						
6	4	All Torque	2:30.57	0:30.38	54.3 (200-0)	0:27.81 [7]	0:13.48 [7]						
	(4)	S J Ottley	6.8L (-11)	0:42.76	200-0 (0:13.48)	(0:14.33)	(0:13.48)						
7	2	The Captains Lady	2:32.55	0:28.97	52.6 (1980 - 1800)	0:30.17 [4]	0:15.50 [6]						
	(2)	W J House	18.1L (-16)	0:45.18	400-200 (0:14.67)	(0:14.67)	(0:15.50)						

Did Not Finish: Suzy Franco (#1)

Report Created: Fri 12 June 2026

(Note: Races are conducted over an approximate distance as close as possible to the advertised distance, and recorded data may vary accordingly. Official times refer to race times only and do not include handicap times.)

[ ] Position in running at each section and finish    TAB# Saddle cloth number  
 -:-:- No data available at this section                    BAR# Barrier/Gate Position  
 NA No data available    DNF Did not finish  
 DNT Did not track     DT-W Distance travelled compared to winner in metres

Fastest split  
 Fastest section

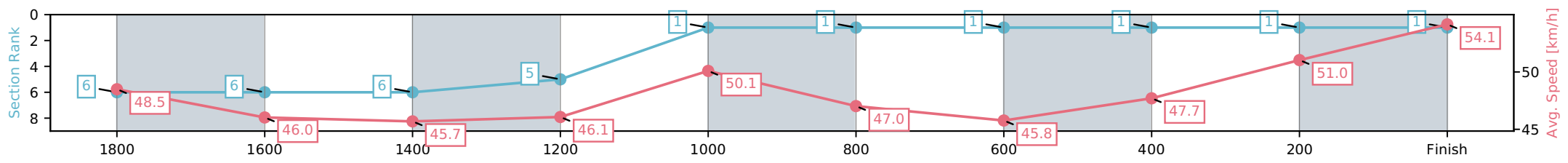
Horse/Jockey Name	Cheer Up N Dance/N P Williamson
Finish Rank	1
Fastest Section Time (Section)	0:13.34 (200-0)
Top Speed [km/h] (Section)	54.9 (200-0)
Race State	Finished



NZ Metropolitan Trotting Club Inc Harness  
 Race 2: LAMB & HAYWARD MOBILE PACE - 1980m  
 12 June 2026 - 5:32PM  
 Weather: Showers



Section	L1980	L1800	L1600	L1400	L1200	L1000	L800	L600	L400	L200
Section Times	2:29.38 (0:12.91)	2:16.47 [6] (0:15.94)	2:00.53 [6] (0:16.11)	1:44.42 [6] (0:15.63)	1:28.79 [5] (0:14.78)	1:14.01 [1] (0:15.46)	0:58.55 [1] (0:15.73)	0:42.82 [1] (0:15.24)	0:27.58 [1] (0:14.24)	0:13.34 [1] (0:13.34)
Average Speed [km/h]	48.5	46.0	45.7	46.1	50.1	47.0	45.8	47.7	51.0	54.1
Top Speed [km/h]	50.3	47.1	47.6	50.7	50.9	48.9	46.9	49.1	52.8	54.9
Avg. Dist. to Rail [m]	10.9	3.5	3.0	5.7	3.5	1.5	1.8	1.5	1.6	3.2



[ ] Ranking at each section and finish  
 -:-:- No data available at this section  
 NA No data available

Horse/Jockey Name	Mossdale Marie/B T Hope
Finish Rank	2
Fastest Section Time (Section)	0:13.27 (200-0)
Top Speed [km/h] (Section)	55.4 (200-0)
Race State	Finished



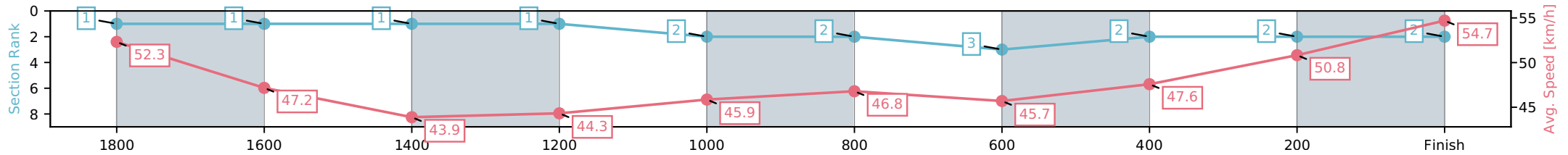
NZ Metropolitan Trotting Club Inc Harness  
 Race 2: LAMB & HAYWARD MOBILE PACE - 1980m



12 June 2026 - 5:32PM

Weather: Showers

Section	L1980	L1800	L1600	L1400	L1200	L1000	L800	L600	L400	L200
Section Times	2:29.43 (0:11.93)	2:17.50 [1] (0:15.07)	2:02.43 [1] (0:16.56)	1:45.87 [1] (0:16.24)	1:29.63 [1] (0:15.89)	1:13.74 [2] (0:15.52)	0:58.22 [2] (0:15.76)	0:42.46 [3] (0:14.98)	0:27.47 [2] (0:14.21)	0:13.27 [2] (0:13.27)
Average Speed [km/h]	52.3	47.2	43.9	44.3	45.9	46.8	45.7	47.6	50.8	54.7
Top Speed [km/h]	53.4	50.8	45.3	44.7	46.9	47.8	47.3	49.2	54.2	55.4
Avg. Dist. to Rail [m]	2.9	1.4	1.9	3.5	1.5	1.3	0.7	1.0	1.1	2.0



- [ ] Ranking at each section and finish
- :-:- No data available at this section
- NA No data available

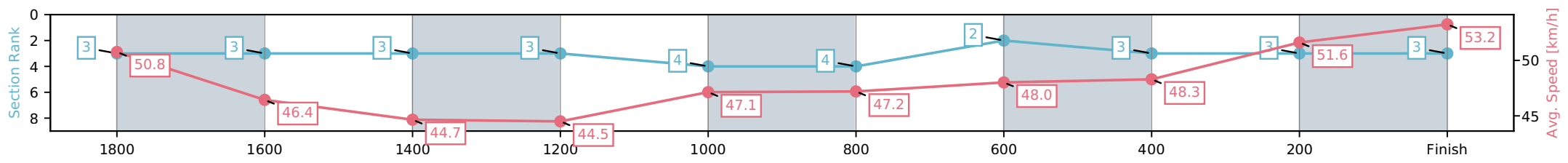
Horse/Jockey Name	Artache(AUS)/A M Butt
Finish Rank	3
Fastest Section Time (Section)	0:13.56 (200-0)
Top Speed [km/h] (Section)	54.4 (200-0)
Race State	Finished



NZ Metropolitan Trotting Club Inc Harness  
 Race 2: LAMB & HAYWARD MOBILE PACE - 1980m  
 12 June 2026 - 5:32PM  
 Weather: Showers



Section	L1980	L1800	L1600	L1400	L1200	L1000	L800	L600	L400	L200
Section Times	2:29.84 (0:12.30)	2:17.54 [3] (0:15.66)	2:01.89 [3] (0:16.36)	1:45.52 [3] (0:16.17)	1:29.35 [3] (0:15.62)	1:13.73 [4] (0:15.67)	0:58.06 [4] (0:15.00)	0:43.06 [2] (0:15.28)	0:27.78 [3] (0:14.22)	0:13.56 [3] (0:13.56)
Average Speed [km/h]	50.8	46.4	44.7	44.5	47.1	47.2	48.0	48.3	51.6	53.2
Top Speed [km/h]	52.6	48.3	46.3	45.0	48.0	48.7	49.6	50.2	53.7	54.4
Avg. Dist. to Rail [m]	7.5	2.1	2.2	4.3	2.7	3.5	3.9	3.5	3.0	4.8



[ ] Ranking at each section and finish  
 -:-:- No data available at this section  
 NA No data available

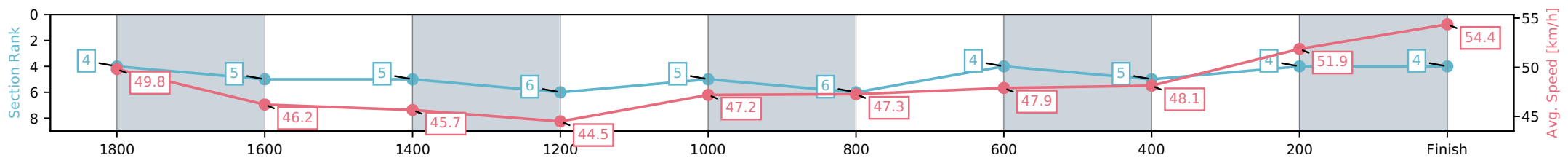
Horse/Jockey Name	Bella Ciao/S W Hill
Finish Rank	4
Fastest Section Time (Section)	0:13.27 (200-0)
Top Speed [km/h] (Section)	55.0 (200-0)
Race State	Finished



NZ Metropolitan Trotting Club Inc Harness  
 Race 2: LAMB & HAYWARD MOBILE PACE - 1980m  
 12 June 2026 - 5:32PM  
 Weather: Showers



Section	L1980	L1800	L1600	L1400	L1200	L1000	L800	L600	L400	L200
Section Times	2:29.91 (0:12.60)	2:17.31 [4] (0:15.90)	2:01.42 [5] (0:16.14)	1:45.28 [5] (0:16.17)	1:29.11 [6] (0:15.62)	1:13.49 [5] (0:15.65)	0:57.84 [6] (0:15.04)	0:42.81 [4] (0:15.31)	0:27.50 [5] (0:14.22)	0:13.27 [4] (0:13.27)
Average Speed [km/h]	49.8	46.2	45.7	44.5	47.2	47.3	47.9	48.1	51.9	54.4
Top Speed [km/h]	51.2	47.4	47.4	45.0	48.5	48.8	49.6	50.1	54.4	55.0
Avg. Dist. to Rail [m]	9.2	3.5	3.1	4.7	2.9	3.6	4.3	3.4	3.9	7.0



[ ] Ranking at each section and finish  
 -:-:- No data available at this section  
 NA No data available

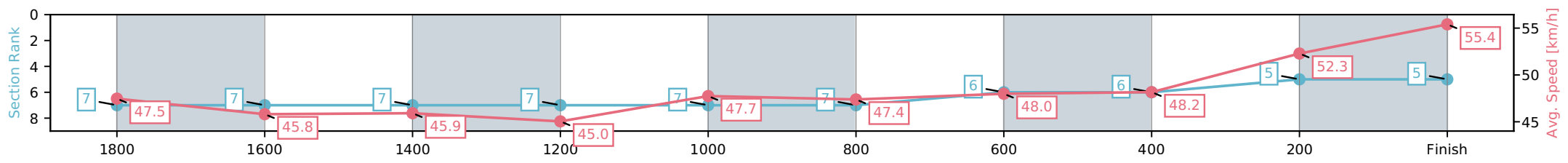
Horse/Jockey Name	Nansana/K A Butt
Finish Rank	5
Fastest Section Time (Section)	0:13.04 (200-0)
Top Speed [km/h] (Section)	56.1 (200-0)
Race State	Finished



NZ Metropolitan Trotting Club Inc Harness  
 Race 2: LAMB & HAYWARD MOBILE PACE - 1980m  
 12 June 2026 - 5:32PM  
 Weather: Showers



Section	L1980	L1800	L1600	L1400	L1200	L1000	L800	L600	L400	L200
Section Times	2:29.92 (0:13.17)	2:16.75 [7] (0:16.09)	2:00.66 [7] (0:16.06)	1:44.60 [7] (0:15.98)	1:28.62 [7] (0:15.46)	1:13.17 [7] (0:15.65)	0:57.52 [7] (0:15.01)	0:42.51 [6] (0:15.33)	0:27.18 [6] (0:14.14)	0:13.04 [5] (0:13.04)
Average Speed [km/h]	47.5	45.8	45.9	45.0	47.7	47.4	48.0	48.2	52.3	55.4
Top Speed [km/h]	49.5	47.2	48.2	46.6	49.1	48.8	49.8	49.6	54.9	56.1
Avg. Dist. to Rail [m]	13.0	4.5	3.3	5.4	3.1	3.9	4.5	3.6	4.6	9.6



[ ] Ranking at each section and finish  
 -:-:- No data available at this section  
 NA No data available

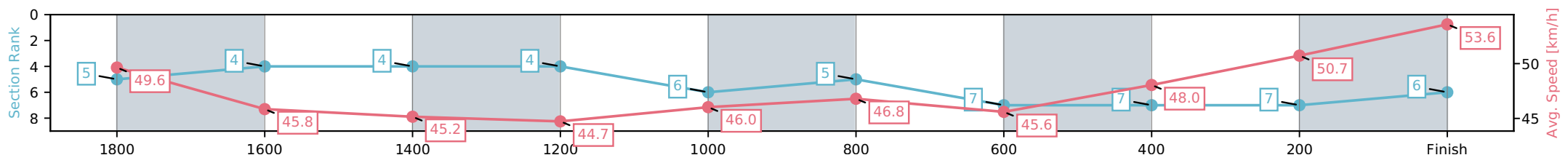
Horse/Jockey Name	All Torque/S J Ottley
Finish Rank	6
Fastest Section Time (Section)	0:13.48 (200-0)
Top Speed [km/h] (Section)	54.3 (200-0)
Race State	Finished



NZ Metropolitan Trotting Club Inc Harness  
 Race 2: LAMB & HAYWARD MOBILE PACE - 1980m  
 12 June 2026 - 5:32PM  
 Weather: Showers



Section	L1980	L1800	L1600	L1400	L1200	L1000	L800	L600	L400	L200
Section Times	2:30.57 (0:12.68)	2:17.89 [5] (0:15.72)	2:02.17 [4] (0:16.07)	1:46.09 [4] (0:16.09)	1:30.00 [4] (0:15.92)	1:14.08 [6] (0:15.53)	0:58.56 [5] (0:15.80)	0:42.76 [7] (0:14.95)	0:27.81 [7] (0:14.33)	0:13.48 [7] (0:13.48)
Average Speed [km/h]	49.6	45.8	45.2	44.7	46.0	46.8	45.6	48.0	50.7	53.6
Top Speed [km/h]	51.2	48.8	46.9	45.1	46.8	47.6	48.1	49.1	54.2	54.3
Avg. Dist. to Rail [m]	5.5	0.5	1.4	3.3	2.1	1.4	0.9	0.7	2.2	4.2



[ ] Ranking at each section and finish  
 -:-:- No data available at this section  
 NA No data available

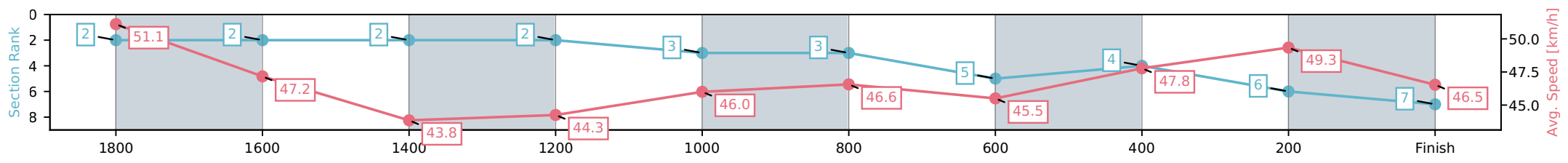
Horse/Jockey Name	The Captains Lady/W J House
Finish Rank	7
Fastest Section Time (Section)	0:14.67 (400-200)
Top Speed [km/h] (Section)	52.6 (1980 - 1800)
Race State	Finished



NZ Metropolitan Trotting Club Inc Harness  
 Race 2: LAMB & HAYWARD MOBILE PACE - 1980m  
 12 June 2026 - 5:32PM  
 Weather: Showers



Section	L1980	L1800	L1600	L1400	L1200	L1000	L800	L600	L400	L200
Section Times	2:32.55 (0:12.23)	2:20.32 [2] (0:15.17)	2:05.15 [2] (0:16.46)	1:48.68 [2] (0:16.27)	1:32.41 [2] (0:15.85)	1:16.57 [3] (0:15.56)	1:01.00 [3] (0:15.82)	0:45.18 [5] (0:15.01)	0:30.17 [4] (0:14.67)	0:15.50 [6] (0:15.50)
Average Speed [km/h]	51.1	47.2	43.8	44.3	46.0	46.6	45.5	47.8	49.3	46.5
Top Speed [km/h]	52.6	49.5	45.4	44.6	47.3	47.6	47.3	49.1	50.5	50.6
Avg. Dist. to Rail [m]	2.2	0.9	1.1	2.5	1.5	1.0	1.3	0.7	1.4	3.1



[ ] Ranking at each section and finish  
 -:-:- No data available at this section  
 NA No data available