



NZ Metropolitan Trotting Club Inc Harness  
 Race 3: GALLAGHER INSURANCE MOBILE TROT - 1980m  
 12 June 2026 - 5:57PM



Weather: Showers

Field Times (Race Tempo) 2:25.83 (0:11.61) 2:14.22 (0:14.50) 1:59.72 (0:14.77) 1:44.95 (0:14.92) 1:30.03 (0:15.37) 1:14.66 (0:15.49) 0:59.17 (0:14.94) 0:44.24 (0:15.31)

Rank	TAB#	Horse	Overall Time	First 400m	Top Speed km/h (Section)	L1980	L1800	L1600	L1400	L1200	L1000	L800	L600
	(BAR#)	Driver	Margin (DT-W)	Last 600m	Fastest Section (Time)	Start - 1800	1800 - 1600	1600 - 1400	1400 - 1200	1200 - 1000	1000 - 800	800 - 600	600 - 400
1	9	Dash Dosh	2:25.83	0:28.83	55.1 (400-200)	2:25.83	2:13.80 [5]	1:58.51 [7]	1:43.68 [7]	1:28.86 [7]	1:13.58 [7]	0:57.98 [7]	0:43.05 [7]
	(9)	John R Dunn		0:43.04	400-200 (0:13.75)	(0:12.03)	(0:15.29)	(0:14.83)	(0:14.82)	(0:15.28)	(0:15.60)	(0:14.93)	(0:15.10)
2	7	Zoltan Boscik	2:25.90	0:27.58	55.2 (1980 - 1800)	2:25.90	2:14.29 [1]	1:59.79 [1]	1:45.02 [1]	1:30.10 [1]	1:14.73 [1]	0:59.24 [1]	0:44.31 [1]
	(7)	R J Butt	0.4L (-21)	0:44.30	400-200 (0:14.33)	(0:11.61)	(0:14.50)	(0:14.77)	(0:14.92)	(0:15.37)	(0:15.49)	(0:14.94)	(0:15.31)
3	3	Love Walked In	2:26.54	0:28.61	52.4 (1980 - 1800)	2:26.54	2:14.42 [6]	1:59.72 [5]	1:44.90 [5]	1:29.98 [5]	1:14.70 [5]	0:59.25 [5]	0:44.24 [5]
	(3)	B T Hope	4.0L (-20)	0:44.25	200-0 (0:14.38)	(0:12.12)	(0:14.70)	(0:14.82)	(0:14.92)	(0:15.28)	(0:15.45)	(0:15.01)	(0:15.31)
4	5	Silverlinings	2:26.80	0:27.92	54.9 (1980 - 1800)	2:26.80	2:15.13 [2]	2:00.35 [3]	1:45.53 [3]	1:30.60 [3]	1:15.28 [3]	0:59.84 [3]	0:44.84 [3]
	(5)	S J Thornley	5.5L (-21)	0:44.83	400-200 (0:14.55)	(0:11.67)	(0:14.78)	(0:14.82)	(0:14.94)	(0:15.31)	(0:15.45)	(0:15.00)	(0:15.33)
5	4	Birdy	2:26.92	0:28.53	53.5 (1980 - 1800)	2:26.92	2:14.93 [4]	2:00.18 [4]	1:45.47 [4]	1:30.64 [4]	1:15.30 [4]	0:59.74 [4]	0:44.78 [4]
	(4)	B N Orange	6.2L (-4)	0:44.78	400-200 (0:14.28)	(0:11.99)	(0:14.75)	(0:14.71)	(0:14.83)	(0:15.33)	(0:15.57)	(0:14.95)	(0:15.38)
6	6	Rachmaninov	2:27.05	0:28.56	52.3 (400-200)	2:27.05	2:14.76 [7]	1:59.96 [6]	1:45.26 [6]	1:30.44 [6]	1:15.10 [6]	0:59.54 [6]	0:44.58 [6]
	(6)	R D Close	6.9L (-8)	0:44.58	400-200 (0:14.47)	(0:12.29)	(0:14.79)	(0:14.71)	(0:14.81)	(0:15.34)	(0:15.57)	(0:14.95)	(0:15.47)
7	10	Randel Huston P	2:27.80	0:29.90	52.9 (400-200)	2:27.80	2:14.57 [11]	1:59.43 [11]	1:44.53 [11]	1:29.76 [11]	1:14.44 [11]	0:58.84 [11]	0:44.02 [11]
	(10)	S E O'Reilly	11.2L (-1)	0:44.02	400-200 (0:14.25)	(0:13.23)	(0:15.14)	(0:14.90)	(0:14.78)	(0:15.32)	(0:15.60)	(0:14.82)	(0:15.29)
8	2	Father Mike	2:27.97	0:29.42	51.8 (1980 - 1800)	2:27.97	2:15.35 [9]	2:00.35 [9]	1:45.38 [9]	1:30.62 [9]	1:15.30 [9]	0:59.72 [9]	0:44.84 [9]
	(2)	M J Williamson	12.2L (-8)	0:44.84	400-200 (0:14.62)	(0:12.62)	(0:15.00)	(0:14.97)	(0:14.76)	(0:15.32)	(0:15.57)	(0:14.88)	(0:15.39)
9	11	Vertigo	2:28.05	0:29.52	51.7 (400-200)	2:28.05	2:15.00 [10]	2:00.01 [10]	1:45.15 [10]	1:30.38 [10]	1:15.03 [10]	0:59.43 [10]	0:44.60 [10]
	(11)	D D McCormick	12.6L (-6)	0:44.60	200-0 (0:14.48)	(0:13.05)	(0:14.99)	(0:14.86)	(0:14.78)	(0:15.34)	(0:15.60)	(0:14.84)	(0:15.57)
10	8	Franco Josiah	2:29.99	0:27.95	54.1 (1980 - 1800)	2:29.99	2:18.22 [3]	2:03.82 [2]	1:49.07 [2]	1:34.12 [2]	1:18.70 [2]	1:03.09 [2]	0:48.13 [2]
	(8)	J C Morrison	23.7L (-7)	0:48.13	1800-1600 (0:14.40)	(0:11.77)	(0:14.40)	(0:14.75)	(0:14.95)	(0:15.42)	(0:15.61)	(0:14.97)	(0:15.89)

Report Created: Fri 12 June 2026

(Note: Races are conducted over an approximate distance as close as possible to the advertised distance, and recorded data may vary accordingly. Official times refer to race times only and do not include handicap times.)

[ ] Position in running at each section and finish TAB# Saddle cloth number

:-:-- No data available at this section

NA No data available

DNT Did not track

BAR# Barrier/Gate Position

DNF Did not finish

DT-W Distance travelled compared to winner in metres

Fastest split

Fastest section



NZ Metropolitan Trotting Club Inc Harness  
 Race 3: GALLAGHER INSURANCE MOBILE TROT - 1980m  
 12 June 2026 - 5:57PM



Weather: Showers

Field Times (Race Tempo) 2:25.83 (0:11.61) 2:14.22 (0:14.50) 1:59.72 (0:14.77) 1:44.95 (0:14.92) 1:30.03 (0:15.37) 1:14.66 (0:15.49) 0:59.17 (0:14.94) 0:44.24 (0:15.31)

Rank	TAB#	Horse	Overall Time	First 400m	Top Speed km/h (Section)	L1980	L1800	L1600	L1400	L1200	L1000	L800	L600
	(BAR#)	Driver	Margin (DT-W)	Last 600m	Fastest Section (Time)	Start - 1800	1800 - 1600	1600 - 1400	1400 - 1200	1200 - 1000	1000 - 800	800 - 600	600 - 400
11	1	Jet Stream	2:30.88	0:29.35	50.3 (1980 - 1800)	2:30.88	2:18.29 [8]	2:03.31 [8]	1:48.70 [8]	1:33.82 [8]	1:18.59 [8]	1:03.02 [8]	0:47.84 [8]
	(1)	A L Clark	28.8L (-21)	0:47.83	1600-1400 (0:14.62)	(0:12.59)	(0:14.98)	(0:14.62)	(0:14.88)	(0:15.22)	(0:15.58)	(0:15.18)	(0:15.64)

Report Created: Fri 12 June 2026

(Note: Races are conducted over an approximate distance as close as possible to the advertised distance, and recorded data may vary accordingly. Official times refer to race times only and do not include handicap times.)

- [ ] Position in running at each section and finish
- No data available at this section
- NA No data available
- DNT Did not track
- TAB# Saddle cloth number
- BAR# Barrier/Gate Position
- DNF Did not finish
- DT-W Distance travelled compared to winner in metres

- Fastest split
- Fastest section



NZ Metropolitan Trotting Club Inc Harness  
 Race 3: GALLAGHER INSURANCE MOBILE TROT - 1980m  
 12 June 2026 - 5:57PM



Weather: Showers

Field Times                      0:28.93      0:14.60  
 (Race Tempo)                    (0:14.33)    (0:14.60)

Rank	TAB#	Horse	Overall Time	First 400m	Top Speed km/h (Section)	L400	L200						
	(BAR#)	Driver	Margin (DT-W)	Last 600m	Fastest Section (Time)	400 - 200	200 - Finish						
1	9	Dash Dosh	2:25.83	0:28.83	55.1 (400-200)	0:27.95 [6]	0:14.19 [2]						
	(9)	John R Dunn		0:43.04	400-200 (0:13.75)	(0:13.75)	(0:14.19)						
2	7	Zoltan Boscik	2:25.90	0:27.58	55.2 (1980 - 1800)	0:29.00 [1]	0:14.66 [1]						
	(7)	R J Butt	0.4L (-21)	0:44.30	400-200 (0:14.33)	(0:14.33)	(0:14.66)						
3	3	Love Walked In	2:26.54	0:28.61	52.4 (1980 - 1800)	0:28.93 [4]	0:14.38 [5]						
	(3)	B T Hope	4.0L (-20)	0:44.25	200-0 (0:14.38)	(0:14.56)	(0:14.38)						
4	5	Silverlinings	2:26.80	0:27.92	54.9 (1980 - 1800)	0:29.50 [2]	0:14.95 [4]						
	(5)	S J Thornley	5.5L (-21)	0:44.83	400-200 (0:14.55)	(0:14.55)	(0:14.95)						
5	4	Birdy	2:26.92	0:28.53	53.5 (1980 - 1800)	0:29.40 [3]	0:15.12 [3]						
	(4)	B N Orange	6.2L (-4)	0:44.78	400-200 (0:14.28)	(0:14.28)	(0:15.12)						
6	6	Rachmaninov	2:27.05	0:28.56	52.3 (400-200)	0:29.11 [7]	0:14.64 [6]						
	(6)	R D Close	6.9L (-8)	0:44.58	400-200 (0:14.47)	(0:14.47)	(0:14.64)						
7	10	Randel Huston P	2:27.80	0:29.90	52.9 (400-200)	0:28.73 [11]	0:14.48 [8]						
	(10)	S E O'Reilly	11.2L (-1)	0:44.02	400-200 (0:14.25)	(0:14.25)	(0:14.48)						
8	2	Father Mike	2:27.97	0:29.42	51.8 (1980 - 1800)	0:29.45 [8]	0:14.83 [7]						
	(2)	M J Williamson	12.2L (-8)	0:44.84	400-200 (0:14.62)	(0:14.62)	(0:14.83)						
9	11	Vertigo	2:28.05	0:29.52	51.7 (400-200)	0:29.03 [10]	0:14.48 [10]						
	(11)	D D McCormick	12.6L (-6)	0:44.60	200-0 (0:14.48)	(0:14.55)	(0:14.48)						
10	8	Franco Josiah	2:29.99	0:27.95	54.1 (1980 - 1800)	0:32.24 [5]	0:16.45 [9]						
	(8)	J C Morrison	23.7L (-7)	0:48.13	1800-1600 (0:14.40)	(0:15.79)	(0:16.45)						

Report Created: Fri 12 June 2026

(Note: Races are conducted over an approximate distance as close as possible to the advertised distance, and recorded data may vary accordingly. Official times refer to race times only and do not include handicap times.)

[ ] Position in running at each section and finish    TAB# Saddle cloth number  
 -:-:- No data available at this section                BAR# Barrier/Gate Position  
 NA No data available                                        DNF Did not finish  
 DNT Did not track     DT-W Distance travelled compared to winner in metres

Fastest split  
 Fastest section



NZ Metropolitan Trotting Club Inc Harness  
 Race 3: GALLAGHER INSURANCE MOBILE TROT - 1980m  
 12 June 2026 - 5:57PM



Weather: Showers

Field Times                      0:28.93      0:14.60  
 (Race Tempo)                    (0:14.33)    (0:14.60)

Rank	TAB#	Horse	Overall Time	First 400m	Top Speed km/h (Section)	L400	L200						
	(BAR#)	Driver	Margin (DT-W)	Last 600m	Fastest Section (Time)	400 - 200	200 - Finish						
11	1	Jet Stream	2:30.88	0:29.35	50.3 (1980 - 1800)	0:32.20 [9]	0:16.61 [11]						
	(1)	A L Clark	28.8L (-21)	0:47.83	1600-1400 (0:14.62)	(0:15.58)	(0:16.61)						

Report Created: Fri 12 June 2026

(Note: Races are conducted over an approximate distance as close as possible to the advertised distance, and recorded data may vary accordingly. Official times refer to race times only and do not include handicap times.)

[ ] Position in running at each section and finish    TAB# Saddle cloth number  
 -:-:- No data available at this section                BAR# Barrier/Gate Position  
 NA No data available                                        DNF Did not finish  
 DNT Did not track     DT-W Distance travelled compared to winner in metres

Fastest split  
 Fastest section

Horse/Jockey Name	Dash Dosh/John R Dunn
Finish Rank	1
Fastest Section Time (Section)	0:13.75 (400-200)
Top Speed [km/h] (Section)	55.1 (400-200)
Race State	Finished

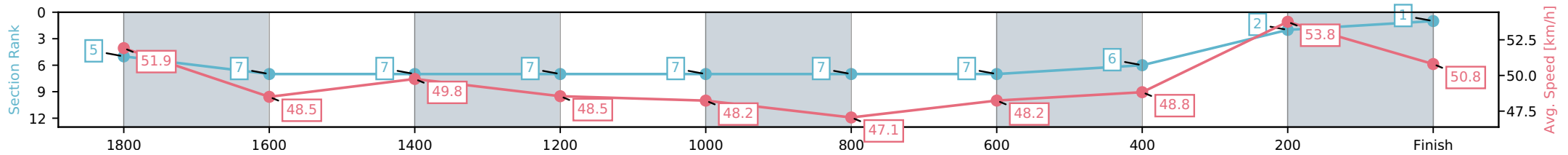


NZ Metropolitan Trotting Club Inc Harness  
 Race 3: GALLAGHER INSURANCE MOBILE TROT - 1980m



12 June 2026 - 5:57PM  
 Weather: Showers

Section	L1980	L1800	L1600	L1400	L1200	L1000	L800	L600	L400	L200
Section Times	2:25.83 (0:12.03)	2:13.80 [5] (0:15.29)	1:58.51 [7] (0:14.83)	1:43.68 [7] (0:14.82)	1:28.86 [7] (0:15.28)	1:13.58 [7] (0:15.60)	0:57.98 [7] (0:14.93)	0:43.05 [7] (0:15.10)	0:27.95 [6] (0:13.75)	0:14.19 [2] (0:14.19)
Average Speed [km/h]	51.9	48.5	49.8	48.5	48.2	47.1	48.2	48.8	53.8	50.8
Top Speed [km/h]	52.8	51.2	50.3	49.5	49.3	48.5	49.0	52.5	55.1	54.4
Avg. Dist. to Rail [m]	13.3	5.0	3.1	5.7	3.0	2.7	3.4	3.5	4.0	5.3



- [ ] Ranking at each section and finish
- :-:- No data available at this section
- NA No data available

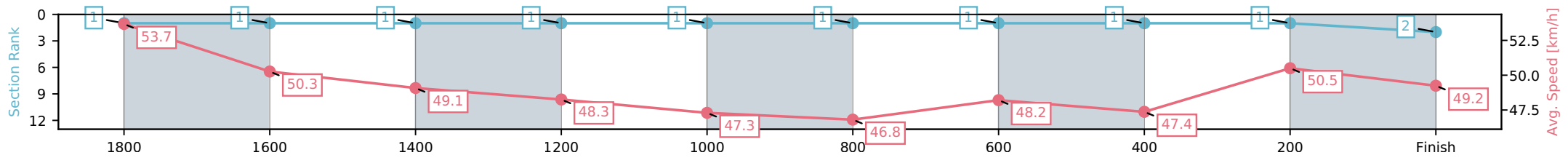
Horse/Jockey Name	Zoltan Boscik/R J Butt
Finish Rank	2
Fastest Section Time (Section)	0:14.33 (400-200)
Top Speed [km/h] (Section)	55.2 (1980 - 1800)
Race State	Finished



NZ Metropolitan Trotting Club Inc Harness  
 Race 3: GALLAGHER INSURANCE MOBILE TROT - 1980m  
 12 June 2026 - 5:57PM  
 Weather: Showers



Section	L1980	L1800	L1600	L1400	L1200	L1000	L800	L600	L400	L200
Section Times	2:25.90 (0:11.61)	2:14.29 [1] (0:14.50)	1:59.79 [1] (0:14.77)	1:45.02 [1] (0:14.92)	1:30.10 [1] (0:15.37)	1:14.73 [1] (0:15.49)	0:59.24 [1] (0:14.94)	0:44.31 [1] (0:15.31)	0:29.00 [1] (0:14.33)	0:14.66 [1] (0:14.66)
Average Speed [km/h]	53.7	50.3	49.1	48.3	47.3	46.8	48.2	47.4	50.5	49.2
Top Speed [km/h]	55.2	53.1	49.8	49.1	47.6	47.6	48.6	49.4	50.9	50.8
Avg. Dist. to Rail [m]	9.7	2.6	1.1	4.0	1.3	1.0	1.4	1.3	1.2	3.6



[ ] Ranking at each section and finish  
 -:-:- No data available at this section  
 NA No data available

Horse/Jockey Name	Love Walked In/B T Hope
Finish Rank	3
Fastest Section Time (Section)	0:14.38 (200-0)
Top Speed [km/h] (Section)	52.4 (1980 - 1800)
Race State	Finished

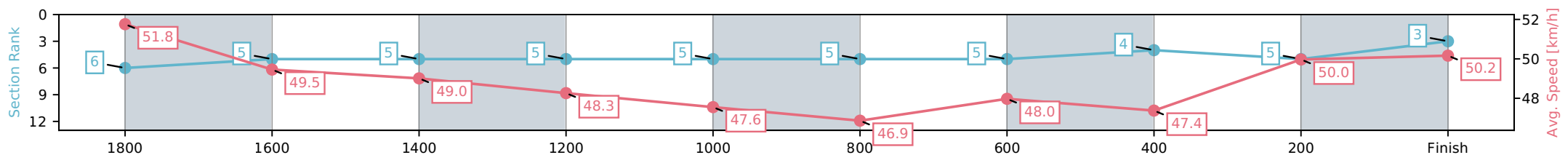


NZ Metropolitan Trotting Club Inc Harness  
 Race 3: GALLAGHER INSURANCE MOBILE TROT - 1980m



12 June 2026 - 5:57PM  
 Weather: Showers

Section	L1980	L1800	L1600	L1400	L1200	L1000	L800	L600	L400	L200
Section Times	2:26.54 (0:12.12)	2:14.42 [6] (0:14.70)	1:59.72 [5] (0:14.82)	1:44.90 [5] (0:14.92)	1:29.98 [5] (0:15.28)	1:14.70 [5] (0:15.45)	0:59.25 [5] (0:15.01)	0:44.24 [5] (0:15.31)	0:28.93 [4] (0:14.56)	0:14.38 [5] (0:14.38)
Average Speed [km/h]	51.8	49.5	49.0	48.3	47.6	46.9	48.0	47.4	50.0	50.2
Top Speed [km/h]	52.4	51.3	49.8	49.1	48.3	48.0	48.2	48.1	51.7	51.8
Avg. Dist. to Rail [m]	4.0	1.5	1.3	3.8	1.2	0.9	1.6	1.3	2.1	6.3



[ ] Ranking at each section and finish  
 -:-:- No data available at this section  
 NA No data available

Horse/Jockey Name	Silverlinings/S J Thornley
Finish Rank	4
Fastest Section Time (Section)	0:14.55 (400-200)
Top Speed [km/h] (Section)	54.9 (1980 - 1800)
Race State	Finished



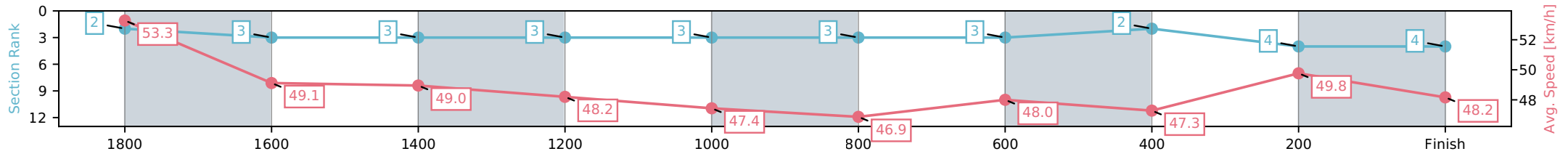
NZ Metropolitan Trotting Club Inc Harness  
 Race 3: GALLAGHER INSURANCE MOBILE TROT - 1980m



12 June 2026 - 5:57PM

Weather: Showers

Section	L1980	L1800	L1600	L1400	L1200	L1000	L800	L600	L400	L200
Section Times	2:26.80 (0:11.67)	2:15.13 [2] (0:14.78)	2:00.35 [3] (0:14.82)	1:45.53 [3] (0:14.94)	1:30.60 [3] (0:15.31)	1:15.28 [3] (0:15.45)	0:59.84 [3] (0:15.00)	0:44.84 [3] (0:15.33)	0:29.50 [2] (0:14.55)	0:14.95 [4] (0:14.95)
Average Speed [km/h]	53.3	49.1	49.0	48.2	47.4	46.9	48.0	47.3	49.8	48.2
Top Speed [km/h]	54.9	50.7	49.4	49.0	47.7	47.8	48.3	48.1	50.4	50.3
Avg. Dist. to Rail [m]	5.7	1.4	1.1	4.0	1.2	0.9	1.5	1.2	1.1	2.6



- [ ] Ranking at each section and finish
- :-:- No data available at this section
- NA No data available

Horse/Jockey Name	Birdy/B N Orange
Finish Rank	5
Fastest Section Time (Section)	0:14.28 (400-200)
Top Speed [km/h] (Section)	53.5 (1980 - 1800)
Race State	Finished

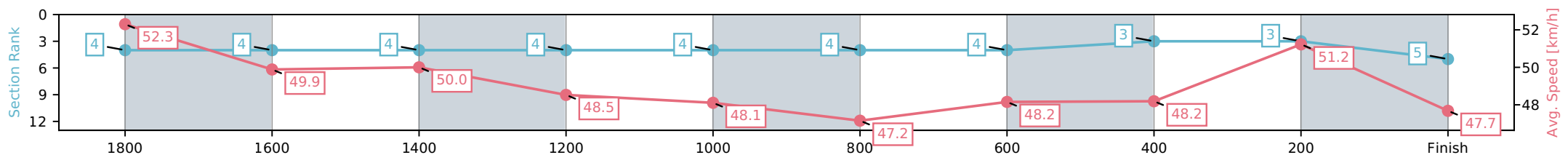


NZ Metropolitan Trotting Club Inc Harness  
 Race 3: GALLAGHER INSURANCE MOBILE TROT - 1980m



12 June 2026 - 5:57PM  
 Weather: Showers

Section	L1980	L1800	L1600	L1400	L1200	L1000	L800	L600	L400	L200
Section Times	2:26.92 (0:11.99)	2:14.93 [4] (0:14.75)	2:00.18 [4] (0:14.71)	1:45.47 [4] (0:14.83)	1:30.64 [4] (0:15.33)	1:15.30 [4] (0:15.57)	0:59.74 [4] (0:14.95)	0:44.78 [4] (0:15.38)	0:29.40 [3] (0:14.28)	0:15.12 [3] (0:15.12)
Average Speed [km/h]	52.3	49.9	50.0	48.5	48.1	47.2	48.2	48.2	51.2	47.7
Top Speed [km/h]	53.5	51.4	50.5	49.3	48.7	48.3	48.9	51.6	51.9	50.4
Avg. Dist. to Rail [m]	5.6	3.4	2.9	5.7	3.1	2.6	3.1	3.9	2.5	4.2



[ ] Ranking at each section and finish  
 -:-:- No data available at this section  
 NA No data available

Horse/Jockey Name	Rachmaninov/R D Close
Finish Rank	6
Fastest Section Time (Section)	0:14.47 (400-200)
Top Speed [km/h] (Section)	52.3 (400-200)
Race State	Finished

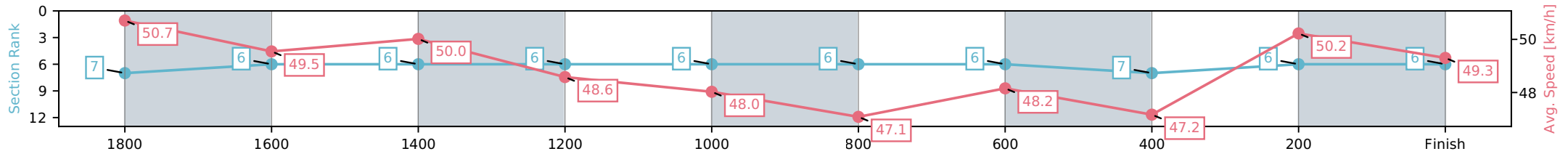


NZ Metropolitan Trotting Club Inc Harness  
 Race 3: GALLAGHER INSURANCE MOBILE TROT - 1980m



12 June 2026 - 5:57PM  
 Weather: Showers

Section	L1980	L1800	L1600	L1400	L1200	L1000	L800	L600	L400	L200
Section Times	2:27.05 (0:12.29)	2:14.76 [7] (0:14.79)	1:59.96 [6] (0:14.71)	1:45.26 [6] (0:14.81)	1:30.44 [6] (0:15.34)	1:15.10 [6] (0:15.57)	0:59.54 [6] (0:14.95)	0:44.58 [6] (0:15.47)	0:29.11 [7] (0:14.47)	0:14.64 [6] (0:14.64)
Average Speed [km/h]	50.7	49.5	50.0	48.6	48.0	47.1	48.2	47.2	50.2	49.3
Top Speed [km/h]	51.5	50.6	50.4	49.6	48.5	48.5	48.9	48.3	52.3	51.9
Avg. Dist. to Rail [m]	8.1	3.1	2.9	5.7	2.9	2.6	3.3	2.4	1.9	2.2



- [ ] Ranking at each section and finish
- :-:- No data available at this section
- NA No data available

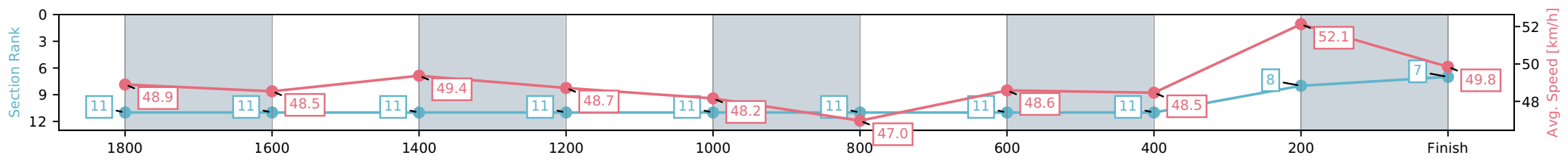
Horse/Jockey Name	Randel Huston P/S E O'Reilly
Finish Rank	7
Fastest Section Time (Section)	0:14.25 (400-200)
Top Speed [km/h] (Section)	52.9 (400-200)
Race State	Finished



NZ Metropolitan Trotting Club Inc Harness  
 Race 3: GALLAGHER INSURANCE MOBILE TROT - 1980m  
 12 June 2026 - 5:57PM  
 Weather: Showers



Section	L1980	L1800	L1600	L1400	L1200	L1000	L800	L600	L400	L200
Section Times	2:27.80 (0:13.23)	2:14.57 [11] (0:15.14)	1:59.43 [11] (0:14.90)	1:44.53 [11] (0:14.78)	1:29.76 [11] (0:15.32)	1:14.44 [11] (0:15.60)	0:58.84 [11] (0:14.82)	0:44.02 [11] (0:15.29)	0:28.73 [11] (0:14.25)	0:14.48 [8] (0:14.48)
Average Speed [km/h]	48.9	48.5	49.4	48.7	48.2	47.0	48.6	48.5	52.1	49.8
Top Speed [km/h]	49.6	49.4	50.5	50.1	49.2	48.3	49.6	52.4	52.9	51.8
Avg. Dist. to Rail [m]	2.5	3.0	2.9	6.0	3.1	2.6	3.6	4.0	5.1	8.2



[ ] Ranking at each section and finish  
 -:-:- No data available at this section  
 NA No data available

Horse/Jockey Name	Father Mike/M J Williamson
Finish Rank	8
Fastest Section Time (Section)	0:14.62 (400-200)
Top Speed [km/h] (Section)	51.8 (1980 - 1800)
Race State	Finished

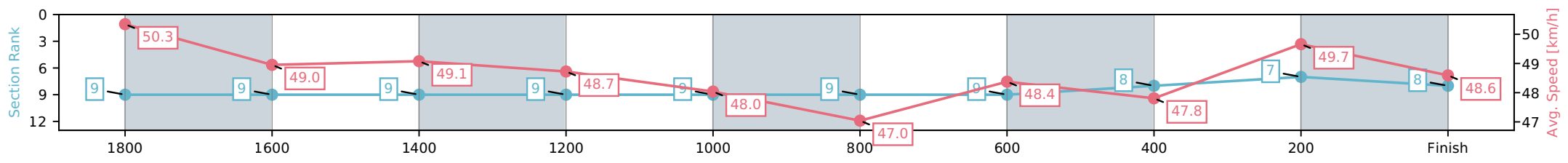


NZ Metropolitan Trotting Club Inc Harness  
 Race 3: GALLAGHER INSURANCE MOBILE TROT - 1980m



12 June 2026 - 5:57PM  
 Weather: Showers

Section	L1980	L1800	L1600	L1400	L1200	L1000	L800	L600	L400	L200
Section Times	2:27.97 (0:12.62)	2:15.35 [9] (0:15.00)	2:00.35 [9] (0:14.97)	1:45.38 [9] (0:14.76)	1:30.62 [9] (0:15.32)	1:15.30 [9] (0:15.57)	0:59.72 [9] (0:14.88)	0:44.84 [9] (0:15.39)	0:29.45 [8] (0:14.62)	0:14.83 [7] (0:14.83)
Average Speed [km/h]	50.3	49.0	49.1	48.7	48.0	47.0	48.4	47.8	49.7	48.6
Top Speed [km/h]	51.8	49.7	49.8	49.8	49.3	48.2	49.0	50.2	50.5	50.6
Avg. Dist. to Rail [m]	3.8	3.1	2.7	5.6	2.8	2.4	3.3	3.3	1.4	3.1



[ ] Ranking at each section and finish  
 -:-:- No data available at this section  
 NA No data available

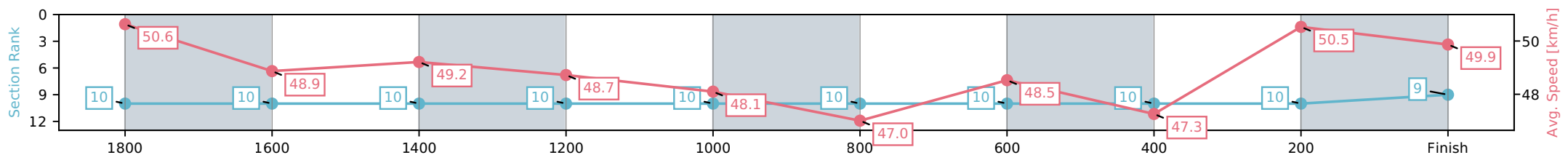
Horse/Jockey Name	Vertigo/D D McCormick
Finish Rank	9
Fastest Section Time (Section)	0:14.48 (200-0)
Top Speed [km/h] (Section)	51.7 (400-200)
Race State	Finished



NZ Metropolitan Trotting Club Inc Harness  
 Race 3: GALLAGHER INSURANCE MOBILE TROT - 1980m  
 12 June 2026 - 5:57PM  
 Weather: Showers



Section	L1980	L1800	L1600	L1400	L1200	L1000	L800	L600	L400	L200
Section Times	2:28.05 (0:13.05)	2:15.00 [10] (0:14.99)	2:00.01 [10] (0:14.86)	1:45.15 [10] (0:14.78)	1:30.38 [10] (0:15.34)	1:15.03 [10] (0:15.60)	0:59.43 [10] (0:14.84)	0:44.60 [10] (0:15.57)	0:29.03 [10] (0:14.55)	0:14.48 [10] (0:14.48)
Average Speed [km/h]	50.6	48.9	49.2	48.7	48.1	47.0	48.5	47.3	50.5	49.9
Top Speed [km/h]	51.6	50.0	49.9	49.9	49.1	48.1	49.6	50.3	51.7	50.9
Avg. Dist. to Rail [m]	3.8	2.9	2.2	5.5	3.2	2.7	3.4	3.3	3.7	6.6



[ ] Ranking at each section and finish  
 -:-:- No data available at this section  
 NA No data available

Horse/Jockey Name	Franco Josiah/J C Morrison
Finish Rank	10
Fastest Section Time (Section)	0:14.40 (1800-1600)
Top Speed [km/h] (Section)	54.1 (1980 - 1800)
Race State	Finished

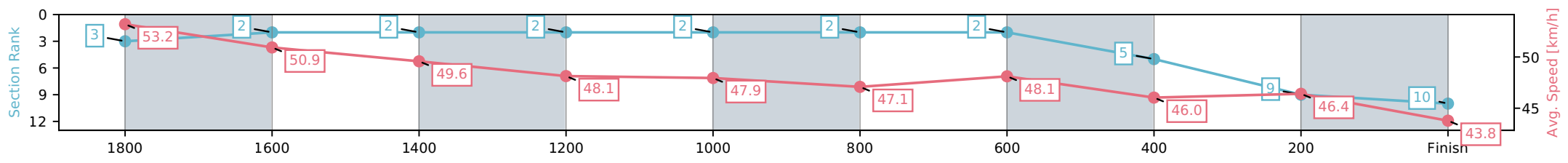


NZ Metropolitan Trotting Club Inc Harness  
 Race 3: GALLAGHER INSURANCE MOBILE TROT - 1980m



12 June 2026 - 5:57PM  
 Weather: Showers

Section	L1980	L1800	L1600	L1400	L1200	L1000	L800	L600	L400	L200
Section Times	2:29.99 (0:11.77)	2:18.22 [3] (0:14.40)	2:03.82 [2] (0:14.75)	1:49.07 [2] (0:14.95)	1:34.12 [2] (0:15.42)	1:18.70 [2] (0:15.61)	1:03.09 [2] (0:14.97)	0:48.13 [2] (0:15.89)	0:32.24 [5] (0:15.79)	0:16.45 [9] (0:16.45)
Average Speed [km/h]	53.2	50.9	49.6	48.1	47.9	47.1	48.1	46.0	46.4	43.8
Top Speed [km/h]	54.1	52.6	50.4	49.0	48.8	48.1	49.0	47.0	47.1	47.0
Avg. Dist. to Rail [m]	11.4	3.6	2.2	5.6	3.3	2.9	2.9	2.4	3.0	5.5



[ ] Ranking at each section and finish  
 -:-:- No data available at this section  
 NA No data available

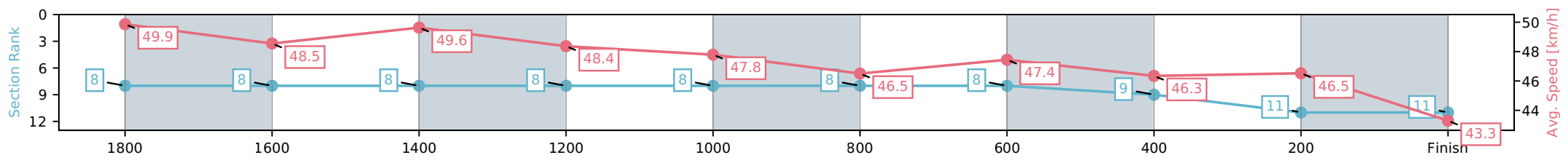
Horse/Jockey Name	Jet Stream/A L Clark
Finish Rank	11
Fastest Section Time (Section)	0:14.62 (1600-1400)
Top Speed [km/h] (Section)	50.3 (1980 - 1800)
Race State	Finished



NZ Metropolitan Trotting Club Inc Harness  
 Race 3: GALLAGHER INSURANCE MOBILE TROT - 1980m  
 12 June 2026 - 5:57PM  
 Weather: Showers



Section	L1980	L1800	L1600	L1400	L1200	L1000	L800	L600	L400	L200
Section Times	2:30.88 (0:12.59)	2:18.29 [8] (0:14.98)	2:03.31 [8] (0:14.62)	1:48.70 [8] (0:14.88)	1:33.82 [8] (0:15.22)	1:18.59 [8] (0:15.58)	1:03.02 [8] (0:15.18)	0:47.84 [8] (0:15.64)	0:32.20 [9] (0:15.58)	0:16.61 [11] (0:16.61)
Average Speed [km/h]	49.9	48.5	49.6	48.4	47.8	46.5	47.4	46.3	46.5	43.3
Top Speed [km/h]	50.3	49.9	50.0	49.4	48.6	47.8	47.9	46.6	46.9	46.5
Avg. Dist. to Rail [m]	2.2	1.6	1.2	4.0	1.4	1.0	1.7	1.3	1.5	7.9



[ ] Ranking at each section and finish  
 -:-:- No data available at this section  
 NA No data available