



NZ Metropolitan Trotting Club Inc Harness
 Race 4: ANY EXCUSE FOR A BUBBLES MOBILE PACE - 1980m
 12 June 2026 - 6:26PM



Weather: Showers

Field Times (Race Tempo) 2:24.50 (0:11.22) 2:13.28 (0:13.46) 1:59.81 (0:14.39) 1:45.43 (0:15.08) 1:30.34 (0:15.99) 1:14.35 (0:15.83) 0:58.52 (0:15.07) 0:43.46 (0:15.11)

Rank	TAB#	Horse	Overall Time	First 400m	Top Speed km/h (Section)	L1980	L1800	L1600	L1400	L1200	L1000	L800	L600
	(BAR#)	Driver	Margin (DT-W)	Last 600m	Fastest Section (Time)	Start - 1800	1800 - 1600	1600 - 1400	1400 - 1200	1200 - 1000	1000 - 800	800 - 600	600 - 400
1	4	Wishing For U	2:24.50	0:28.22	54.2 (200-0)	2:24.50	2:12.34 [7]	1:57.70 [7]	1:43.36 [7]	1:29.08 [6]	1:13.69 [4]	0:58.00 [4]	0:43.04 [4]
	(4)	John R Dunn		0:43.04	200-0 (0:13.56)	(0:12.16)	(0:14.64)	(0:14.34)	(0:14.29)	(0:15.38)	(0:15.69)	(0:14.96)	(0:15.02)
2	12	Bruciebytheseaside	2:24.60	0:28.68	55.1 (200-0)	2:24.60	2:12.09 [11]	1:57.48 [9]	1:43.14 [9]	1:28.85 [8]	1:13.48 [7]	0:57.76 [6]	0:42.82 [6]
	(12)	M J Williamson	0.6L (+2)	0:42.82	200-0 (0:13.55)	(0:12.51)	(0:14.61)	(0:14.34)	(0:14.29)	(0:15.37)	(0:15.72)	(0:14.94)	(0:15.03)
3	3	Lous Pinup Girl	2:24.80	0:26.68	55.7 (1980 - 1800)	2:24.80	2:13.23 [3]	1:59.53 [3]	1:45.00 [3]	1:30.00 [3]	1:13.98 [5]	0:58.16 [5]	0:43.09 [5]
	(3)	T M Williams	1.8L (-18)	0:43.09	200-0 (0:13.55)	(0:11.57)	(0:13.70)	(0:14.53)	(0:15.00)	(0:16.02)	(0:15.82)	(0:15.07)	(0:15.10)
4	7	Santiago	2:24.99	0:29.19	54.3 (200-0)	2:24.99	2:12.55 [10]	1:57.23 [11]	1:43.11 [11]	1:28.95 [10]	1:13.56 [8]	0:57.82 [8]	0:42.91 [8]
	(7)	C J Dalgety	2.8L (+5)	0:42.91	200-0 (0:13.54)	(0:12.44)	(0:15.33)	(0:14.12)	(0:14.15)	(0:15.40)	(0:15.74)	(0:14.91)	(0:15.06)
5	13	Larissa Beaudiene	2:25.10	0:28.70	56.1 (200-0)	2:25.10	2:12.33 [12]	1:57.92 [10]	1:43.31 [10]	1:28.76 [11]	1:12.92 [12]	0:57.20 [12]	0:42.38 [12]
	(13)	S W Hill	3.4L (-3)	0:42.38	200-0 (0:13.17)	(0:12.77)	(0:14.40)	(0:14.62)	(0:14.55)	(0:15.83)	(0:15.72)	(0:14.82)	(0:15.02)
6	8	Treasure Cove	2:25.15	0:29.56	54.6 (200-0)	2:25.15	2:12.75 [9]	1:57.05 [12]	1:42.78 [12]	1:28.73 [12]	1:13.32 [10]	0:57.58 [10]	0:42.74 [10]
	(8)	A M Butt	3.7L (+9)	0:42.74	200-0 (0:13.44)	(0:12.40)	(0:15.70)	(0:14.27)	(0:14.04)	(0:15.41)	(0:15.74)	(0:14.84)	(0:15.04)
7	10	Logan Rock	2:25.37	0:27.16	55.4 (1980 - 1800)	2:25.37	2:13.43 [5]	1:59.68 [4]	1:45.02 [4]	1:30.18 [5]	1:14.25 [6]	0:58.43 [7]	0:43.41 [7]
	(10)	R D Close	5.0L (-16)	0:43.41	1800-1600 (0:13.74)	(0:11.94)	(0:13.74)	(0:14.66)	(0:14.85)	(0:15.92)	(0:15.82)	(0:15.01)	(0:15.19)
8	1	Franco Lomu	2:25.55	0:26.19	57.2 (1980 - 1800)	2:25.55	2:14.33 [1]	2:00.78 [2]	1:46.12 [2]	1:31.04 [2]	1:15.05 [3]	0:59.26 [3]	0:44.18 [3]
	(1)	C R Ferguson	6.0L (-21)	0:44.18	1800-1600 (0:13.55)	(0:11.22)	(0:13.55)	(0:14.65)	(0:15.08)	(0:15.99)	(0:15.80)	(0:15.07)	(0:15.19)
9	5	B B Crunch	2:25.65	0:27.50	56.0 (1980 - 1800)	2:25.65	2:14.00 [4]	1:59.57 [5]	1:44.94 [5]	1:30.56 [4]	1:15.16 [2]	0:59.46 [2]	0:44.50 [2]
	(5)	S J Thornley	6.6L (-7)	0:44.50	1400-1200 (0:14.39)	(0:11.66)	(0:14.42)	(0:14.63)	(0:14.39)	(0:15.40)	(0:15.70)	(0:14.96)	(0:15.01)
10	11	Taumutu Lad	2:25.71	0:28.34	54.3 (400-200)	2:25.71	2:13.36 [8]	1:58.88 [8]	1:44.26 [8]	1:29.70 [9]	1:13.82 [11]	0:58.02 [11]	0:43.11 [11]
	(11)	S E O'Reilly	6.9L (-15)	0:43.11	200-0 (0:13.82)	(0:12.35)	(0:14.48)	(0:14.63)	(0:14.56)	(0:15.88)	(0:15.81)	(0:14.90)	(0:15.18)

Scratched: Always Bee Gee (#6)

Report Created: Fri 12 June 2026

(Note: Races are conducted over an approximate distance as close as possible to the advertised distance, and recorded data may vary accordingly. Official times refer to race times only and do not include handicap times.)

[] Position in running at each section and finish
 -:--:-- No data available at this section
 NA No data available
 DNT Did not track

TAB# Saddle cloth number
 BAR# Barrier/Gate Position
 DNF Did not finish
 DT-W Distance travelled compared to winner in metres

Fastest split
 Fastest section

data processed by TRIPLESDATA



NZ Metropolitan Trotting Club Inc Harness
 Race 4: ANY EXCUSE FOR A BUBBLES MOBILE PACE - 1980m
 12 June 2026 - 6:26PM



Weather: Showers

Field Times (Race Tempo) 2:24.50 (0:11.22) 2:13.28 (0:13.46) 1:59.81 (0:14.39) 1:45.43 (0:15.08) 1:30.34 (0:15.99) 1:14.35 (0:15.83) 0:58.52 (0:15.07) 0:43.46 (0:15.11)

Rank	TAB#	Horse	Overall Time	First 400m	Top Speed km/h (Section)	L1980	L1800	L1600	L1400	L1200	L1000	L800	L600
	(BAR#)	Driver	Margin (DT-W)	Last 600m	Fastest Section (Time)	Start - 1800	1800 - 1600	1600 - 1400	1400 - 1200	1200 - 1000	1000 - 800	800 - 600	600 - 400
11	9	Crunched	2:27.11	0:26.09	56.3 (1800-1600)	2:27.11	2:15.74 [2]	2:02.42 [1]	1:48.04 [1]	1:32.95 [1]	1:16.96 [1]	1:01.14 [1]	0:46.07 [1]
	(9)	B N Orange	14.9L (-15)	0:46.06	1800-1600 (0:13.32)	(0:11.37)	(0:13.32)	(0:14.39)	(0:15.08)	(0:15.99)	(0:15.83)	(0:15.07)	(0:15.16)
12	2	Lady Tyron	2:28.05	0:27.90	53.1 (1980 - 1800)	2:28.05	2:16.05 [6]	2:01.59 [6]	1:46.96 [6]	1:32.46 [7]	1:16.60 [9]	1:00.72 [9]	0:45.79 [9]
	(2)	Craig D Thornley	20.3L (-16)	0:45.79	1800-1600 (0:14.46)	(0:12.00)	(0:14.46)	(0:14.62)	(0:14.50)	(0:15.86)	(0:15.88)	(0:14.93)	(0:15.19)

Scratched: Always Bee Gee (#6)

Report Created: Fri 12 June 2026

(Note: Races are conducted over an approximate distance as close as possible to the advertised distance, and recorded data may vary accordingly. Official times refer to race times only and do not include handicap times.)

[] Position in running at each section and finish TAB# Saddle cloth number
 -:-:- No data available at this section BAR# Barrier/Gate Position
 NA No data available DNF Did not finish
 DNT Did not track DT-W Distance travelled compared to winner in metres

Fastest split
 Fastest section

data processed by TRIPLES DATA



NZ Metropolitan Trotting Club Inc Harness
 Race 4: ANY EXCUSE FOR A BUBBLES MOBILE PACE - 1980m
 12 June 2026 - 6:26PM



Weather: Showers

Field Times 0:28.34 0:13.56
 (Race Tempo) (0:14.78) (0:13.56)

Rank	TAB#	Horse	Overall Time	First 400m	Top Speed km/h (Section)	L400	L200						
	(BAR#)	Driver	Margin (DT-W)	Last 600m	Fastest Section (Time)	400 - 200	200 - Finish						
1	4	Wishing For U	2:24.50	0:28.22	54.2 (200-0)	0:28.02 [3]	0:13.56 [1]						
	(4)	John R Dunn		0:43.04	200-0 (0:13.56)	(0:14.46)	(0:13.56)						
2	12	Bruciebytheseaside	2:24.60	0:28.68	55.1 (200-0)	0:27.79 [6]	0:13.55 [3]						
	(12)	M J Williamson	0.6L (+2)	0:42.82	200-0 (0:13.55)	(0:14.24)	(0:13.55)						
3	3	Lous Pinup Girl	2:24.80	0:26.68	55.7 (1980 - 1800)	0:27.99 [5]	0:13.55 [4]						
	(3)	T M Williams	1.8L (-18)	0:43.09	200-0 (0:13.55)	(0:14.44)	(0:13.55)						
4	7	Santiago	2:24.99	0:29.19	54.3 (200-0)	0:27.85 [7]	0:13.54 [6]						
	(7)	C J Dalgety	2.8L (+5)	0:42.91	200-0 (0:13.54)	(0:14.31)	(0:13.54)						
5	13	Larissa Beaudiene	2:25.10	0:28.70	56.1 (200-0)	0:27.36 [11]	0:13.17 [11]						
	(13)	S W Hill	3.4L (-3)	0:42.38	200-0 (0:13.17)	(0:14.19)	(0:13.17)						
6	8	Treasure Cove	2:25.15	0:29.56	54.6 (200-0)	0:27.70 [9]	0:13.44 [9]						
	(8)	A M Butt	3.7L (+9)	0:42.74	200-0 (0:13.44)	(0:14.26)	(0:13.44)						
7	10	Logan Rock	2:25.37	0:27.16	55.4 (1980 - 1800)	0:28.22 [8]	0:13.79 [8]						
	(10)	R D Close	5.0L (-16)	0:43.41	1800-1600 (0:13.74)	(0:14.43)	(0:13.79)						
8	1	Franco Lomu	2:25.55	0:26.19	57.2 (1980 - 1800)	0:28.99 [4]	0:14.08 [7]						
	(1)	C R Ferguson	6.0L (-21)	0:44.18	1800-1600 (0:13.55)	(0:14.91)	(0:14.08)						
9	5	B B Crunch	2:25.65	0:27.50	56.0 (1980 - 1800)	0:29.50 [1]	0:14.63 [2]						
	(5)	S J Thornley	6.6L (-7)	0:44.50	1400-1200 (0:14.39)	(0:14.86)	(0:14.63)						
10	11	Taumutu Lad	2:25.71	0:28.34	54.3 (400-200)	0:27.93 [12]	0:13.82 [10]						
	(11)	S E O'Reilly	6.9L (-15)	0:43.11	200-0 (0:13.82)	(0:14.11)	(0:13.82)						

Scratched: Always Bee Gee (#6)

Report Created: Fri 12 June 2026

(Note: Races are conducted over an approximate distance as close as possible to the advertised distance, and recorded data may vary accordingly. Official times refer to race times only and do not include handicap times.)

[] Position in running at each section and finish TAB# Saddle cloth number
 -:-:- No data available at this section BAR# Barrier/Gate Position
 NA No data available DNF Did not finish
 DNT Did not track DT-W Distance travelled compared to winner in metres

Fastest split
 Fastest section



NZ Metropolitan Trotting Club Inc Harness
 Race 4: ANY EXCUSE FOR A BUBBLES MOBILE PACE - 1980m
 12 June 2026 - 6:26PM



Weather: Showers

Field Times 0:28.34 0:13.56
 (Race Tempo) (0:14.78) (0:13.56)

Rank	TAB#	Horse	Overall Time	First 400m	Top Speed km/h (Section)	L400	L200						
	(BAR#)	Driver	Margin (DT-W)	Last 600m	Fastest Section (Time)	400 - 200	200 - Finish						
11	9	Crunched	2:27.11	0:26.09	56.3 (1800-1600)	0:30.91 [2]	0:15.80 [5]						
	(9)	B N Orange	14.9L (-15)	0:46.06	1800-1600 (0:13.32)	(0:15.10)	(0:15.80)						
12	2	Lady Tyron	2:28.05	0:27.90	53.1 (1980 - 1800)	0:30.60 [10]	0:15.95 [12]						
	(2)	Craig D Thornley	20.3L (-16)	0:45.79	1800-1600 (0:14.46)	(0:14.65)	(0:15.95)						

Scratched: Always Bee Gee (#6)

Report Created: Fri 12 June 2026

(Note: Races are conducted over an approximate distance as close as possible to the advertised distance, and recorded data may vary accordingly. Official times refer to race times only and do not include handicap times.)

[] Position in running at each section and finish TAB# Saddle cloth number
 -:-:- No data available at this section BAR# Barrier/Gate Position
 NA No data available DNF Did not finish
 DNT Did not track DT-W Distance travelled compared to winner in metres

Fastest split
 Fastest section

Horse/Jockey Name	Wishing For U/John R Dunn
Finish Rank	1
Fastest Section Time (Section)	0:13.56 (200-0)
Top Speed [km/h] (Section)	54.2 (200-0)
Race State	Finished



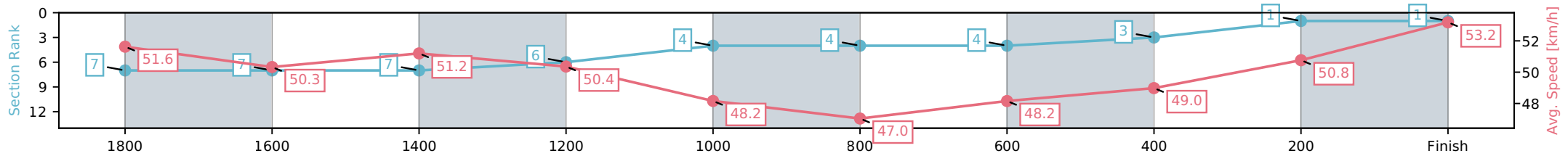
NZ Metropolitan Trotting Club Inc Harness
 Race 4: ANY EXCUSE FOR A BUBBLES MOBILE PACE - 1980m



12 June 2026 - 6:26PM

Weather: Showers

Section	L1980	L1800	L1600	L1400	L1200	L1000	L800	L600	L400	L200
Section Times	2:24.50 (0:12.16)	2:12.34 [7] (0:14.64)	1:57.70 [7] (0:14.34)	1:43.36 [7] (0:14.29)	1:29.08 [6] (0:15.38)	1:13.69 [4] (0:15.69)	0:58.00 [4] (0:14.96)	0:43.04 [4] (0:15.02)	0:28.02 [3] (0:14.46)	0:13.56 [1] (0:13.56)
Average Speed [km/h]	51.6	50.3	51.2	50.4	48.2	47.0	48.2	49.0	50.8	53.2
Top Speed [km/h]	53.1	51.9	51.9	50.9	49.9	48.5	48.5	50.1	53.7	54.2
Avg. Dist. to Rail [m]	6.0	3.8	2.7	6.2	3.6	3.4	4.2	3.3	3.3	7.1



- [] Ranking at each section and finish
- :-:- No data available at this section
- NA No data available

Horse/Jockey Name	Bruciebytheseaside/M J Williamson
Finish Rank	2
Fastest Section Time (Section)	0:13.55 (200-0)
Top Speed [km/h] (Section)	55.1 (200-0)
Race State	Finished



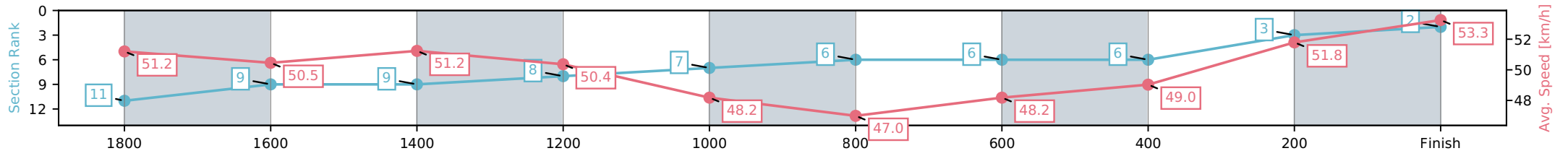
NZ Metropolitan Trotting Club Inc Harness
 Race 4: ANY EXCUSE FOR A BUBBLES MOBILE PACE - 1980m



12 June 2026 - 6:26PM

Weather: Showers

Section	L1980	L1800	L1600	L1400	L1200	L1000	L800	L600	L400	L200
Section Times	2:24.60 (0:12.51)	2:12.09 [11] (0:14.61)	1:57.48 [9] (0:14.34)	1:43.14 [9] (0:14.29)	1:28.85 [8] (0:15.37)	1:13.48 [7] (0:15.72)	0:57.76 [6] (0:14.94)	0:42.82 [6] (0:15.03)	0:27.79 [6] (0:14.24)	0:13.55 [3] (0:13.55)
Average Speed [km/h]	51.2	50.5	51.2	50.4	48.2	47.0	48.2	49.0	51.8	53.3
Top Speed [km/h]	51.9	52.0	52.1	50.8	50.3	48.7	48.8	50.3	54.7	55.1
Avg. Dist. to Rail [m]	5.4	3.9	2.9	6.1	3.5	3.4	4.2	3.5	4.3	8.8



[] Ranking at each section and finish
 -:-:- No data available at this section
 NA No data available

Horse/Jockey Name	Lous Pinup Girl/T M Williams
Finish Rank	3
Fastest Section Time (Section)	0:13.55 (200-0)
Top Speed [km/h] (Section)	55.7 (1980 - 1800)
Race State	Finished



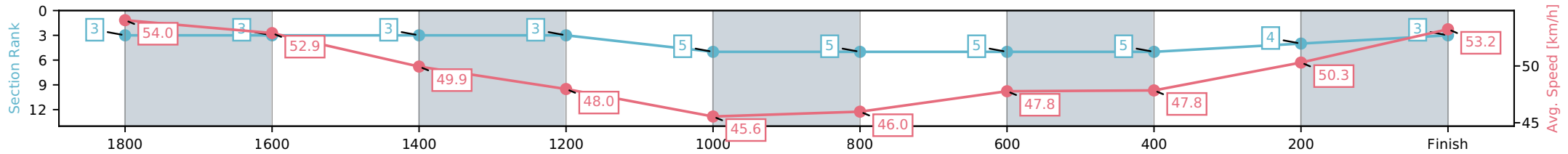
NZ Metropolitan Trotting Club Inc Harness
 Race 4: ANY EXCUSE FOR A BUBBLES MOBILE PACE - 1980m



12 June 2026 - 6:26PM

Weather: Showers

Section	L1980	L1800	L1600	L1400	L1200	L1000	L800	L600	L400	L200
Section Times	2:24.80 (0:11.57)	2:13.23 [3] (0:13.70)	1:59.53 [3] (0:14.53)	1:45.00 [3] (0:15.00)	1:30.00 [3] (0:16.02)	1:13.98 [5] (0:15.82)	0:58.16 [5] (0:15.07)	0:43.09 [5] (0:15.10)	0:27.99 [5] (0:14.44)	0:13.55 [4] (0:13.55)
Average Speed [km/h]	54.0	52.9	49.9	48.0	45.6	46.0	47.8	47.8	50.3	53.2
Top Speed [km/h]	55.7	54.3	51.3	49.7	46.9	47.3	48.4	48.1	53.0	54.1
Avg. Dist. to Rail [m]	3.2	1.2	1.4	4.1	1.6	1.4	1.7	0.8	2.1	5.8



- [] Ranking at each section and finish
- :-:- No data available at this section
- NA No data available

Horse/Jockey Name	Santiago/C J Dalgety
Finish Rank	4
Fastest Section Time (Section)	0:13.54 (200-0)
Top Speed [km/h] (Section)	54.3 (200-0)
Race State	Finished



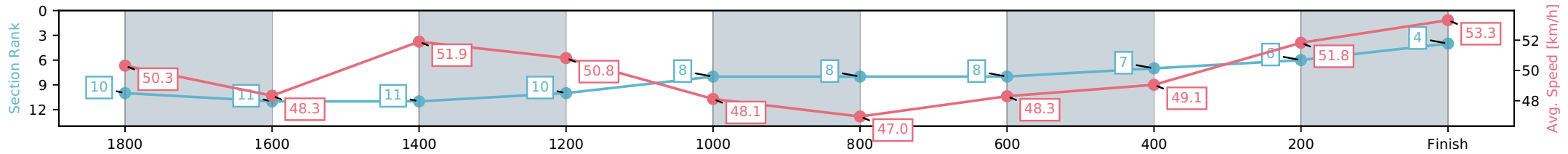
NZ Metropolitan Trotting Club Inc Harness
 Race 4: ANY EXCUSE FOR A BUBBLES MOBILE PACE - 1980m



12 June 2026 - 6:26PM

Weather: Showers

Section	L1980	L1800	L1600	L1400	L1200	L1000	L800	L600	L400	L200
Section Times	2:24.99 (0:12.44)	2:12.55 [10] (0:15.33)	1:57.23 [11] (0:14.12)	1:43.11 [11] (0:14.15)	1:28.95 [10] (0:15.40)	1:13.56 [8] (0:15.74)	0:57.82 [8] (0:14.91)	0:42.91 [8] (0:15.06)	0:27.85 [7] (0:14.31)	0:13.54 [6] (0:13.54)
Average Speed [km/h]	50.3	48.3	51.9	50.8	48.1	47.0	48.3	49.1	51.8	53.3
Top Speed [km/h]	51.6	51.0	52.6	52.5	50.4	49.2	49.0	50.4	53.5	54.3
Avg. Dist. to Rail [m]	8.5	4.9	2.6	6.1	3.6	3.4	4.2	3.8	5.2	10.0



- [] Ranking at each section and finish
- :-:- No data available at this section
- NA No data available

Horse/Jockey Name	Larissa Beaudiene/S W Hill
Finish Rank	5
Fastest Section Time (Section)	0:13.17 (200-0)
Top Speed [km/h] (Section)	56.1 (200-0)
Race State	Finished



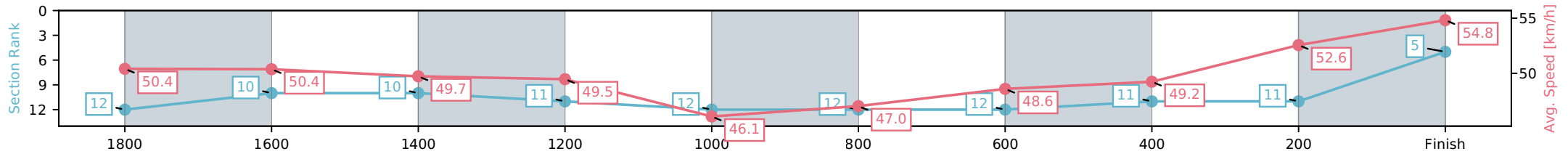
NZ Metropolitan Trotting Club Inc Harness
 Race 4: ANY EXCUSE FOR A BUBBLES MOBILE PACE - 1980m



12 June 2026 - 6:26PM

Weather: Showers

Section	L1980	L1800	L1600	L1400	L1200	L1000	L800	L600	L400	L200
Section Times	2:25.10 (0:12.77)	2:12.33 [12] (0:14.40)	1:57.92 [10] (0:14.62)	1:43.31 [10] (0:14.55)	1:28.76 [11] (0:15.83)	1:12.92 [12] (0:15.72)	0:57.20 [12] (0:14.82)	0:42.38 [12] (0:15.02)	0:27.36 [11] (0:14.19)	0:13.17 [11] (0:13.17)
Average Speed [km/h]	50.4	50.4	49.7	49.5	46.1	47.0	48.6	49.2	52.6	54.8
Top Speed [km/h]	52.0	51.5	51.1	50.5	49.3	49.4	49.2	50.6	55.6	56.1
Avg. Dist. to Rail [m]	7.2	2.3	1.5	3.8	1.7	3.6	4.5	3.8	6.4	13.8



- [] Ranking at each section and finish
- :-:- No data available at this section
- NA No data available

Horse/Jockey Name	Treasure Cove/A M Butt
Finish Rank	6
Fastest Section Time (Section)	0:13.44 (200-0)
Top Speed [km/h] (Section)	54.6 (200-0)
Race State	Finished



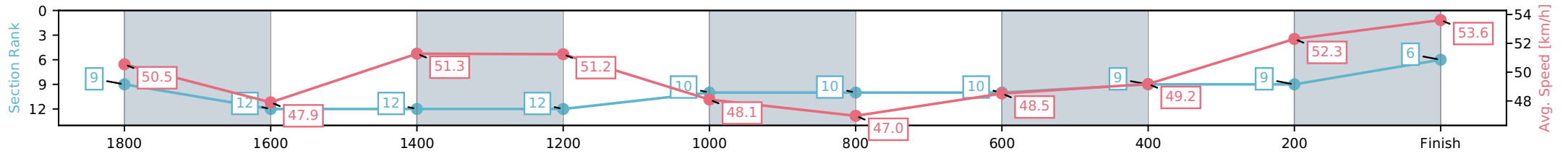
NZ Metropolitan Trotting Club Inc Harness
 Race 4: ANY EXCUSE FOR A BUBBLES MOBILE PACE - 1980m



12 June 2026 - 6:26PM

Weather: Showers

Section	L1980	L1800	L1600	L1400	L1200	L1000	L800	L600	L400	L200
Section Times	2:25.15 (0:12.40)	2:12.75 [9] (0:15.70)	1:57.05 [12] (0:14.27)	1:42.78 [12] (0:14.04)	1:28.73 [12] (0:15.41)	1:13.32 [10] (0:15.74)	0:57.58 [10] (0:14.84)	0:42.74 [10] (0:15.04)	0:27.70 [9] (0:14.26)	0:13.44 [9] (0:13.44)
Average Speed [km/h]	50.5	47.9	51.3	51.2	48.1	47.0	48.5	49.2	52.3	53.6
Top Speed [km/h]	51.4	50.0	51.8	52.1	50.4	49.0	49.0	50.3	54.5	54.6
Avg. Dist. to Rail [m]	10.8	7.2	2.2	6.1	3.6	3.6	4.4	3.9	6.0	11.8



[] Ranking at each section and finish
 -:-:- No data available at this section
 NA No data available

Horse/Jockey Name	Logan Rock/R D Close
Finish Rank	7
Fastest Section Time (Section)	0:13.74 (1800-1600)
Top Speed [km/h] (Section)	55.4 (1980 - 1800)
Race State	Finished



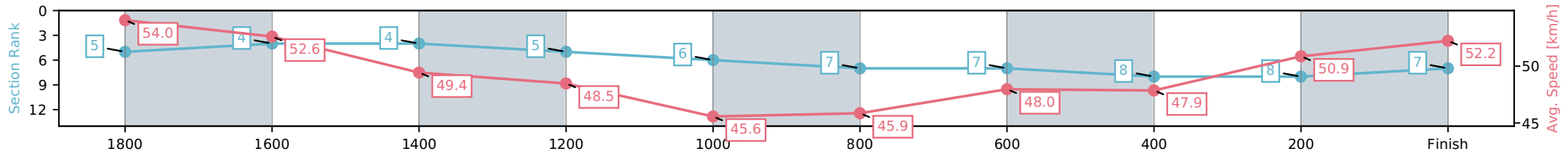
NZ Metropolitan Trotting Club Inc Harness
 Race 4: ANY EXCUSE FOR A BUBBLES MOBILE PACE -
 1980m



12 June 2026 - 6:26PM

Weather: Showers

Section	L1980	L1800	L1600	L1400	L1200	L1000	L800	L600	L400	L200
Section Times	2:25.37 (0:11.94)	2:13.43 [5] (0:13.74)	1:59.68 [4] (0:14.66)	1:45.02 [4] (0:14.85)	1:30.18 [5] (0:15.92)	1:14.25 [6] (0:15.82)	0:58.43 [7] (0:15.01)	0:43.41 [7] (0:15.19)	0:28.22 [8] (0:14.43)	0:13.79 [8] (0:13.79)
Average Speed [km/h]	54.0	52.6	49.4	48.5	45.6	45.9	48.0	47.9	50.9	52.2
Top Speed [km/h]	55.4	53.6	51.1	49.6	47.5	47.8	48.7	48.7	52.5	52.7
Avg. Dist. to Rail [m]	1.3	0.9	1.1	4.0	1.0	1.2	2.3	1.6	3.6	7.3



- [] Ranking at each section and finish
- :-:- No data available at this section
- NA No data available

Horse/Jockey Name	Franco Lomu/C R Ferguson
Finish Rank	8
Fastest Section Time (Section)	0:13.55 (1800-1600)
Top Speed [km/h] (Section)	57.2 (1980 - 1800)
Race State	Finished



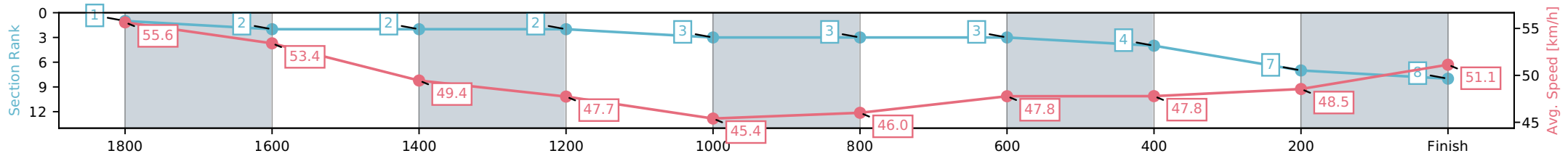
NZ Metropolitan Trotting Club Inc Harness
 Race 4: ANY EXCUSE FOR A BUBBLES MOBILE PACE - 1980m



12 June 2026 - 6:26PM

Weather: Showers

Section	L1980	L1800	L1600	L1400	L1200	L1000	L800	L600	L400	L200
Section Times	2:25.55 (0:11.22)	2:14.33 [1] (0:13.55)	2:00.78 [2] (0:14.65)	1:46.12 [2] (0:15.08)	1:31.04 [2] (0:15.99)	1:15.05 [3] (0:15.80)	0:59.26 [3] (0:15.07)	0:44.18 [3] (0:15.19)	0:28.99 [4] (0:14.91)	0:14.08 [7] (0:14.08)
Average Speed [km/h]	55.6	53.4	49.4	47.7	45.4	46.0	47.8	47.8	48.5	51.1
Top Speed [km/h]	57.2	54.9	51.3	49.3	46.9	47.4	48.3	48.2	50.2	52.3
Avg. Dist. to Rail [m]	1.3	1.0	1.1	3.8	1.1	1.3	2.0	1.5	0.9	1.2



- [] Ranking at each section and finish
- :-:- No data available at this section
- NA No data available

Horse/Jockey Name	B B Crunch/S J Thornley
Finish Rank	9
Fastest Section Time (Section)	0:14.39 (1400-1200)
Top Speed [km/h] (Section)	56.0 (1980 - 1800)
Race State	Finished



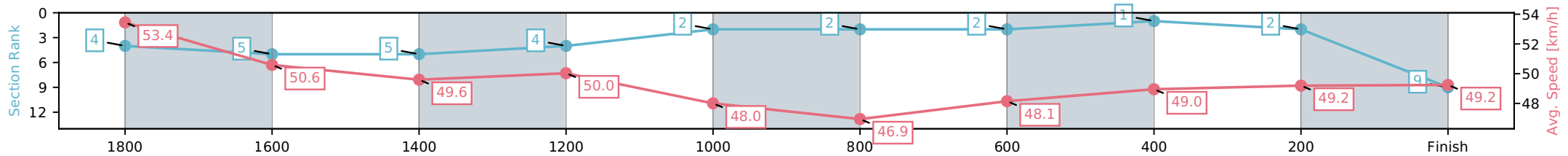
NZ Metropolitan Trotting Club Inc Harness
 Race 4: ANY EXCUSE FOR A BUBBLES MOBILE PACE - 1980m



12 June 2026 - 6:26PM

Weather: Showers

Section	L1980	L1800	L1600	L1400	L1200	L1000	L800	L600	L400	L200
Section Times	2:25.65 (0:11.66)	2:14.00 [4] (0:14.42)	1:59.57 [5] (0:14.63)	1:44.94 [5] (0:14.39)	1:30.56 [4] (0:15.40)	1:15.16 [2] (0:15.70)	0:59.46 [2] (0:14.96)	0:44.50 [2] (0:15.01)	0:29.50 [1] (0:14.86)	0:14.63 [2] (0:14.63)
Average Speed [km/h]	53.4	50.6	49.6	50.0	48.0	46.9	48.1	49.0	49.2	49.2
Top Speed [km/h]	56.0	51.2	50.9	51.0	49.2	48.6	48.4	49.9	49.8	49.5
Avg. Dist. to Rail [m]	6.3	2.4	1.3	5.6	3.2	3.2	3.9	3.1	2.6	5.0



- [] Ranking at each section and finish
- :-:- No data available at this section
- NA No data available

Horse/Jockey Name	Taumutu Lad/S E O'Reilly
Finish Rank	10
Fastest Section Time (Section)	0:13.82 (200-0)
Top Speed [km/h] (Section)	54.3 (400-200)
Race State	Finished



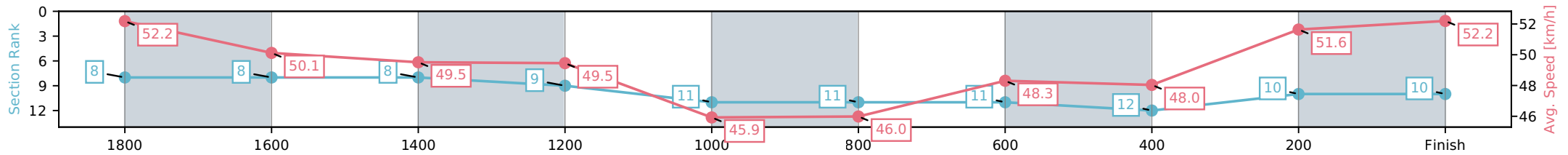
NZ Metropolitan Trotting Club Inc Harness
 Race 4: ANY EXCUSE FOR A BUBBLES MOBILE PACE - 1980m



12 June 2026 - 6:26PM

Weather: Showers

Section	L1980	L1800	L1600	L1400	L1200	L1000	L800	L600	L400	L200
Section Times	2:25.71 (0:12.35)	2:13.36 [8] (0:14.48)	1:58.88 [8] (0:14.63)	1:44.26 [8] (0:14.56)	1:29.70 [9] (0:15.88)	1:13.82 [11] (0:15.81)	0:58.02 [11] (0:14.90)	0:43.11 [11] (0:15.18)	0:27.93 [12] (0:14.11)	0:13.82 [10] (0:13.82)
Average Speed [km/h]	52.2	50.1	49.5	49.5	45.9	46.0	48.3	48.0	51.6	52.2
Top Speed [km/h]	53.2	50.8	50.3	50.1	49.4	48.0	49.0	48.7	54.3	53.7
Avg. Dist. to Rail [m]	3.4	1.7	1.0	3.6	1.6	1.4	2.1	1.9	2.1	4.3



- [] Ranking at each section and finish
- :-:- No data available at this section
- NA No data available

Horse/Jockey Name	Crunched/B N Orange
Finish Rank	11
Fastest Section Time (Section)	0:13.32 (1800-1600)
Top Speed [km/h] (Section)	56.3 (1800-1600)
Race State	Finished



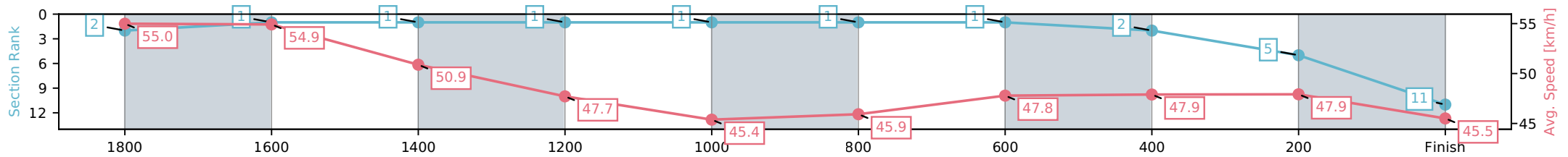
NZ Metropolitan Trotting Club Inc Harness
 Race 4: ANY EXCUSE FOR A BUBBLES MOBILE PACE - 1980m



12 June 2026 - 6:26PM

Weather: Showers

Section	L1980	L1800	L1600	L1400	L1200	L1000	L800	L600	L400	L200
Section Times	2:27.11 (0:11.37)	2:15.74 [2] (0:13.32)	2:02.42 [1] (0:14.39)	1:48.04 [1] (0:15.08)	1:32.95 [1] (0:15.99)	1:16.96 [1] (0:15.83)	1:01.14 [1] (0:15.07)	0:46.07 [1] (0:15.16)	0:30.91 [2] (0:15.10)	0:15.80 [5] (0:15.80)
Average Speed [km/h]	55.0	54.9	50.9	47.7	45.4	45.9	47.8	47.9	47.9	45.5
Top Speed [km/h]	56.0	56.3	52.6	49.2	46.8	47.2	48.3	48.7	48.7	47.3
Avg. Dist. to Rail [m]	10.8	2.8	2.3	3.9	1.0	1.3	2.0	1.5	1.2	3.5



- [] Ranking at each section and finish
- :-:- No data available at this section
- NA No data available

Horse/Jockey Name	Lady Tyron/Craig D Thornley
Finish Rank	12
Fastest Section Time (Section)	0:14.46 (1800-1600)
Top Speed [km/h] (Section)	53.1 (1980 - 1800)
Race State	Finished



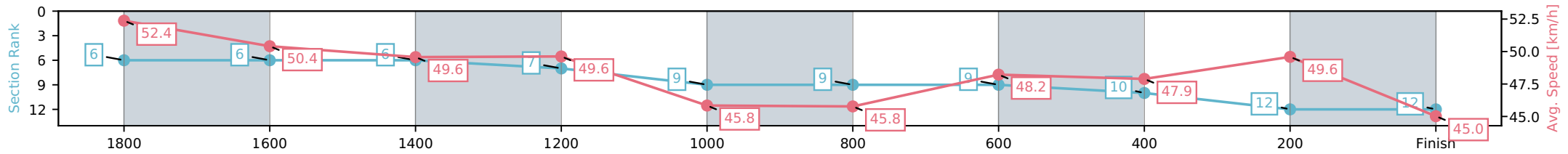
NZ Metropolitan Trotting Club Inc Harness
 Race 4: ANY EXCUSE FOR A BUBBLES MOBILE PACE -
 1980m



12 June 2026 - 6:26PM

Weather: Showers

Section	L1980	L1800	L1600	L1400	L1200	L1000	L800	L600	L400	L200
Section Times	2:28.05 (0:12.00)	2:16.05 [6] (0:14.46)	2:01.59 [6] (0:14.62)	1:46.96 [6] (0:14.50)	1:32.46 [7] (0:15.86)	1:16.60 [9] (0:15.88)	1:00.72 [9] (0:14.93)	0:45.79 [9] (0:15.19)	0:30.60 [10] (0:14.65)	0:15.95 [12] (0:15.95)
Average Speed [km/h]	52.4	50.4	49.6	49.6	45.8	45.8	48.2	47.9	49.6	45.0
Top Speed [km/h]	53.1	51.7	50.4	50.2	48.7	47.8	48.9	48.4	50.3	48.7
Avg. Dist. to Rail [m]	3.4	2.4	1.1	4.0	1.3	1.4	2.3	1.7	1.3	2.0



- [] Ranking at each section and finish
- :-:- No data available at this section
- NA No data available