



NZ Metropolitan Trotting Club Inc Harness  
 Race 5: EVENT PROFESSIONALS NZ TROT - 2600m  
 12 June 2026 - 7:04PM



Weather: Showers

Field Times (Race Tempo) 3:21.92 (0:16.93) 3:04.99 (0:14.39) 2:50.59 (0:15.53) 2:35.06 (0:16.12) 2:18.94 (0:16.66) 2:02.28 (0:16.15) 1:46.13 (0:15.94) 1:30.19 (0:14.73)

Rank	TAB#	Horse	Overall Time	First 400m	Top Speed km/h (Section)	L2600	L2400	L2200	L2000	L1800	L1600	L1400	L1200
	(BAR#)	Driver	Margin (DT-W)	Last 600m	Fastest Section (Time)	Start - 2400	2400 - 2200	2200 - 2000	2000 - 1800	1800 - 1600	1600 - 1400	1400 - 1200	1200 - 1000
1	2	Maroubra	3:21.92	0:31.34	51.8 (2600 - 2400)	3:21.92	3:04.86 [2]	2:50.58 [2]	2:35.06 [1]	2:18.94 [1]	2:02.28 [1]	1:46.13 [1]	1:30.17 [2]
	(2)	K K Tomlinson		0:44.50	2400-2200 (0:14.28)	(0:17.06)	(0:14.28)	(0:15.52)	(0:16.12)	(0:16.66)	(0:16.15)	(0:15.96)	(0:15.07)
2	7	Waihemo Hannah	3:22.04	0:33.11	52.0 (1200-1000)	3:22.04	3:04.03 [5]	2:48.93 [6]	2:33.86 [6]	2:18.07 [6]	2:01.44 [6]	1:45.35 [6]	1:30.31 [1]
	(7)	John R Dunn	0.7L (+12)	0:44.98	1200-1000 (0:14.73)	(0:18.01)	(0:15.10)	(0:15.07)	(0:15.80)	(0:16.62)	(0:16.10)	(0:15.04)	(0:14.73)
3	3	Buffy Northstains	3:22.17	0:31.83	50.7 (2600 - 2400)	3:22.17	3:05.02 [3]	2:50.34 [3]	2:34.98 [2]	2:18.88 [3]	2:02.22 [3]	1:46.07 [3]	1:30.12 [4]
	(3)	M B Holbrough	1.4L (+0)	0:44.45	200-0 (0:14.60)	(0:17.15)	(0:14.68)	(0:15.36)	(0:16.10)	(0:16.66)	(0:16.14)	(0:15.95)	(0:15.05)
4	13	Mumsdawitch	3:22.82	0:34.68	51.2 (400-200)	3:22.82	3:03.34 [8]	2:48.14 [7]	2:32.74 [7]	2:17.91 [7]	2:01.80 [7]	1:45.78 [8]	1:30.13 [7]
	(U3)	M J Williamson	5.1L (+23)	0:44.82	200-0 (0:14.56)	(0:19.48)	(0:15.20)	(0:15.40)	(0:14.83)	(0:16.10)	(0:16.02)	(0:15.66)	(0:14.98)
5	8	Holly Highlander	3:22.89	0:31.33	51.9 (2600 - 2400)	3:22.89	3:05.96 [1]	2:51.56 [1]	2:35.65 [3]	2:19.62 [2]	2:02.99 [2]	1:46.84 [2]	1:30.87 [3]
	(8)	H V Douglas	5.5L (+20)	0:45.56	2400-2200 (0:14.39)	(0:16.94)	(0:14.39)	(0:15.91)	(0:16.03)	(0:16.63)	(0:16.15)	(0:15.97)	(0:14.86)
6	5	Kingaroy	3:22.92	0:32.29	50.8 (2600 - 2400)	3:22.92	3:05.34 [4]	2:50.63 [4]	2:35.35 [4]	2:19.28 [5]	2:02.66 [4]	1:46.55 [4]	1:30.57 [5]
	(5)	J R Ford	5.7L (+20)	0:45.26	2400-2200 (0:14.71)	(0:17.58)	(0:14.71)	(0:15.28)	(0:16.07)	(0:16.62)	(0:16.12)	(0:15.98)	(0:14.98)
7	11	Time For Victory	3:22.99	0:36.20	52.8 (200-0)	3:22.99	3:02.17 [11]	2:46.80 [11]	2:31.66 [10]	2:16.81 [10]	2:00.98 [10]	1:45.29 [10]	1:29.61 [10]
	(U1)	O G Thornley	6.1L (+21)	0:44.36	200-0 (0:14.19)	(0:20.82)	(0:15.38)	(0:15.14)	(0:14.85)	(0:15.84)	(0:15.68)	(0:15.68)	(0:14.92)
8	10	Tessamae	3:23.20	0:35.67	51.0 (400-200)	3:23.20	3:04.52 [7]	2:47.53 [9]	2:32.25 [9]	2:17.39 [9]	2:01.55 [9]	1:46.41 [7]	1:30.47 [8]
	(10)	B J Borcoskie	7.3L (+10)	0:44.81	400-200 (0:14.48)	(0:18.68)	(0:16.99)	(0:15.28)	(0:14.86)	(0:15.84)	(0:15.14)	(0:15.95)	(0:15.03)
9	6	Son E	3:23.23	0:35.05	51.6 (400-200)	3:23.23	3:03.16 [9]	2:48.19 [8]	2:32.78 [8]	2:17.98 [8]	2:01.86 [8]	1:45.89 [9]	1:30.22 [9]
	(6)	S J Thornley	7.5L (+19)	0:44.92	200-0 (0:14.73)	(0:20.08)	(0:14.97)	(0:15.41)	(0:14.80)	(0:16.12)	(0:15.98)	(0:15.67)	(0:14.98)
10	4	Brianna	3:23.52	0:32.91	50.6 (2400-2200)	3:23.52	3:05.35 [6]	2:50.61 [5]	2:35.58 [5]	2:19.90 [4]	2:03.24 [5]	1:47.10 [5]	1:31.11 [6]
	(4)	D D McCormick	9.1L (+1)	0:45.45	2400-2200 (0:14.74)	(0:18.17)	(0:14.74)	(0:15.03)	(0:15.69)	(0:16.66)	(0:16.13)	(0:15.99)	(0:15.01)

Scratched: Della's Fella (#1)  
 Did Not Finish: Dornish Hill (#9)

Report Created: Fri 12 June 2026

(Note: Races are conducted over an approximate distance as close as possible to the advertised distance, and recorded data may vary accordingly. Official times refer to race times only and do not include handicap times.)

[ ] Position in running at each section and finish TAB# Saddle cloth number

Fastest split

--- No data available at this section

BAR# Barrier/Gate Position

Fastest section

NA No data available

DNF Did not finish

DNT Did not track

DT-W Distance travelled compared to winner in metres



NZ Metropolitan Trotting Club Inc Harness  
 Race 5: EVENT PROFESSIONALS NZ TROT - 2600m  
 12 June 2026 - 7:04PM



Weather: Showers

Field Times (Race Tempo) 3:21.92 (0:16.93) 3:04.99 (0:14.39) 2:50.59 (0:15.53) 2:35.06 (0:16.12) 2:18.94 (0:16.66) 2:02.28 (0:16.15) 1:46.13 (0:15.94) 1:30.19 (0:14.73)

Rank	TAB#	Horse	Overall Time	First 400m	Top Speed km/h (Section)	L2600	L2400	L2200	L2000	L1800	L1600	L1400	L1200
	(BAR#)	Driver	Margin (DT-W)	Last 600m	Fastest Section (Time)	Start - 2400	2400 - 2200	2200 - 2000	2000 - 1800	1800 - 1600	1600 - 1400	1400 - 1200	1200 - 1000
11	12	Loveyou To Da Skye	3:27.50	0:35.90	50.9 (200-0)	3:27.50	3:07.04 [10]	2:51.60 [10]	2:33.84 [11]	2:18.49 [11]	2:02.88 [11]	1:47.47 [11]	1:32.24 [11]
	(U2)	R T May	31.9L (+12)	0:45.05	200-0 (0:14.47)	(0:20.46)	(0:15.44)	(0:17.76)	(0:15.35)	(0:15.61)	(0:15.42)	(0:15.22)	(0:16.02)

Scratched: Della's Fella (#1)  
 Did Not Finish: Dornish Hill (#9)

Report Created: Fri 12 June 2026

(Note: Races are conducted over an approximate distance as close as possible to the advertised distance, and recorded data may vary accordingly. Official times refer to race times only and do not include handicap times.)

[ ] Position in running at each section and finish  
 -:--:-- No data available at this section  
 NA No data available  
 DNT Did not track

TAB# Saddle cloth number  
 BAR# Barrier/Gate Position  
 DNF Did not finish  
 DT-W Distance travelled compared to winner in metres

Fastest split  
 Fastest section



NZ Metropolitan Trotting Club Inc Harness  
Race 5: EVENT PROFESSIONALS NZ TROT - 2600m

12 June 2026 - 7:04PM



Weather: Showers

Field Times  
(Race Tempo)                      1:15.46      1:00.01      0:44.86      0:29.69      0:14.84  
(0:15.45)      (0:15.15)      (0:15.17)      (0:14.85)      (0:14.84)

Rank	TAB#	Horse	Overall Time	First 400m	Top Speed km/h (Section)	L1000	L800	L600	L400	L200			
	(BAR#)	Driver	Margin (DT-W)	Last 600m	Fastest Section (Time)	1000 - 800	800 - 600	600 - 400	400 - 200	200 - Finish			
1	2	Maroubra	3:21.92	0:31.34	51.8 (2600 - 2400)	1:15.10 [2]	0:59.62 [3]	0:44.50 [3]	0:29.37 [2]	0:14.71 [2]			
	(2)	K K Tomlinson		0:44.50	2400-2200 (0:14.28)	(0:15.48)	(0:15.12)	(0:15.13)	(0:14.66)	(0:14.71)			
2	7	Waihemo Hannah	3:22.04	0:33.11	52.0 (1200-1000)	1:15.58 [1]	1:00.13 [1]	0:44.98 [1]	0:29.81 [1]	0:14.96 [1]			
	(7)	John R Dunn	0.7L (+12)	0:44.98	1200-1000 (0:14.73)	(0:15.45)	(0:15.15)	(0:15.17)	(0:14.85)	(0:14.96)			
3	3	Buffy Northstains	3:22.17	0:31.83	50.7 (2600 - 2400)	1:15.07 [4]	0:59.58 [5]	0:44.46 [5]	0:29.28 [4]	0:14.60 [3]			
	(3)	M B Holbrough	1.4L (+0)	0:44.45	200-0 (0:14.60)	(0:15.50)	(0:15.12)	(0:15.18)	(0:14.67)	(0:14.60)			
4	13	Mumsdawitch	3:22.82	0:34.68	51.2 (400-200)	1:15.15 [7]	0:59.92 [6]	0:44.82 [6]	0:29.43 [6]	0:14.56 [7]			
	(U3)	M J Williamson	5.1L (+23)	0:44.82	200-0 (0:14.56)	(0:15.23)	(0:15.10)	(0:15.39)	(0:14.87)	(0:14.56)			
5	8	Holly Highlander	3:22.89	0:31.33	51.9 (2600 - 2400)	1:16.01 [3]	1:00.75 [2]	0:45.56 [2]	0:30.19 [3]	0:15.07 [4]			
	(8)	H V Douglas	5.5L (+20)	0:45.56	2400-2200 (0:14.39)	(0:15.26)	(0:15.19)	(0:15.38)	(0:15.11)	(0:15.07)			
6	5	Kingaroy	3:22.92	0:32.29	50.8 (2600 - 2400)	1:15.59 [5]	1:00.39 [4]	0:45.26 [4]	0:29.87 [5]	0:14.90 [5]			
	(5)	J R Ford	5.7L (+20)	0:45.26	2400-2200 (0:14.71)	(0:15.20)	(0:15.13)	(0:15.39)	(0:14.97)	(0:14.90)			
7	11	Time For Victory	3:22.99	0:36.20	52.8 (200-0)	1:14.68 [10]	0:59.43 [10]	0:44.36 [10]	0:28.98 [10]	0:14.19 [10]			
	(U1)	O G Thornley	6.1L (+21)	0:44.36	200-0 (0:14.19)	(0:15.25)	(0:15.08)	(0:15.38)	(0:14.79)	(0:14.19)			
8	10	Tessamae	3:23.20	0:35.67	51.0 (400-200)	1:15.43 [8]	0:59.95 [9]	0:44.81 [9]	0:29.47 [9]	0:14.99 [6]			
	(10)	B J Borcoskie	7.3L (+10)	0:44.81	400-200 (0:14.48)	(0:15.48)	(0:15.14)	(0:15.34)	(0:14.48)	(0:14.99)			
9	6	Son E	3:23.23	0:35.05	51.6 (400-200)	1:15.24 [9]	1:00.00 [8]	0:44.92 [8]	0:29.52 [8]	0:14.73 [9]			
	(6)	S J Thornley	7.5L (+19)	0:44.92	200-0 (0:14.73)	(0:15.24)	(0:15.07)	(0:15.40)	(0:14.79)	(0:14.73)			
10	4	Brianna	3:23.52	0:32.91	50.6 (2400-2200)	1:16.10 [6]	1:00.59 [7]	0:45.45 [7]	0:30.12 [7]	0:15.12 [8]			
	(4)	D D McCormick	9.1L (+1)	0:45.45	2400-2200 (0:14.74)	(0:15.51)	(0:15.14)	(0:15.33)	(0:15.00)	(0:15.12)			

Scratched: Della's Fella (#1)  
Did Not Finish: Dornish Hill (#9)

Report Created: Fri 12 June 2026

(Note: Races are conducted over an approximate distance as close as possible to the advertised distance, and recorded data may vary accordingly. Official times refer to race times only and do not include handicap times.)

[ ] Position in running at each section and finish    TAB# Saddle cloth number

Fastest split

--- No data available at this section

BAR# Barrier/Gate Position

Fastest section

NA No data available

DNF Did not finish

DNT Did not track

DT-W Distance travelled compared to winner in metres



NZ Metropolitan Trotting Club Inc Harness  
 Race 5: EVENT PROFESSIONALS NZ TROT - 2600m  
 12 June 2026 - 7:04PM



Weather: Showers

Field Times                      1:15.46    1:00.01    0:44.86    0:29.69    0:14.84  
 (Race Tempo)                    (0:15.45)   (0:15.15)   (0:15.17)   (0:14.85)   (0:14.84)

Rank	TAB#	Horse	Overall Time	First 400m	Top Speed km/h (Section)	L1000	L800	L600	L400	L200			
	(BAR#)	Driver	Margin (DT-W)	Last 600m	Fastest Section (Time)	1000 - 800	800 - 600	600 - 400	400 - 200	200 - Finish			
11	12	Loveyou To Da Skye	3:27.50	0:35.90	50.9 (200-0)	1:16.23 [11]	1:00.19 [11]	0:45.05 [11]	0:29.42 [11]	0:14.47 [11]			
	(U2)	R T May	31.9L (+12)	0:45.05	200-0 (0:14.47)	(0:16.04)	(0:15.15)	(0:15.63)	(0:14.95)	(0:14.47)			

Scratched: Della's Fella (#1)  
 Did Not Finish: Dornish Hill (#9)

Report Created: Fri 12 June 2026

(Note: Races are conducted over an approximate distance as close as possible to the advertised distance, and recorded data may vary accordingly. Official times refer to race times only and do not include handicap times.)

[ ] Position in running at each section and finish    TAB# Saddle cloth number  
 -:-:- No data available at this section                    BAR# Barrier/Gate Position  
 NA No data available    DNF Did not finish  
 DNT Did not track     DT-W Distance travelled compared to winner in metres

Fastest split  
 Fastest section

Horse/Jockey Name	Maroubra/K K Tomlinson
Finish Rank	1
Fastest Section Time (Section)	0:14.28 (2400-2200)
Top Speed [km/h] (Section)	51.8 (2600 - 2400)
Race State	Finished



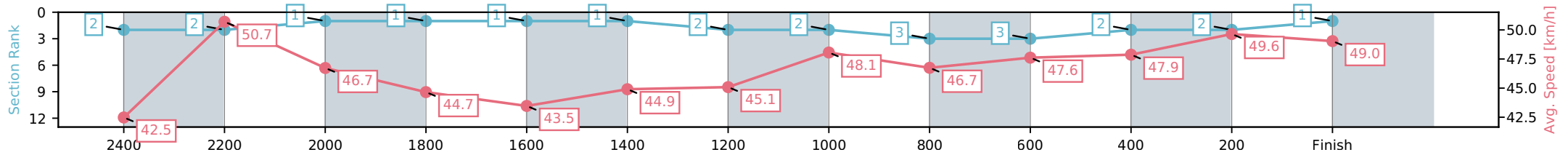
NZ Metropolitan Trotting Club Inc Harness  
 Race 5: EVENT PROFESSIONALS NZ TROT - 2600m



12 June 2026 - 7:04PM

Weather: Showers

Section	L2600	L2400	L2200	L2000	L1800	L1600	L1400	L1200	L1000	L800	L600	L400	L200
Section Times	3:21.92 (0:17.06)	3:04.86 [2] (0:14.28)	2:50.58 [2] (0:15.52)	2:35.06 [1] (0:16.12)	2:18.94 [1] (0:16.66)	2:02.28 [1] (0:16.15)	1:46.13 [1] (0:15.96)	1:30.17 [2] (0:15.07)	1:15.10 [2] (0:15.48)	0:59.62 [3] (0:15.12)	0:44.50 [3] (0:15.13)	0:29.37 [2] (0:14.66)	0:14.71 [2] (0:14.71)
Average Speed [km/h]	42.5	50.7	46.7	44.7	43.5	44.9	45.1	48.1	46.7	47.6	47.9	49.6	49.0
Top Speed [km/h]	51.8	51.8	50.3	45.2	44.4	45.5	48.1	49.5	48.1	47.8	49.0	50.9	51.1
Avg. Dist. to Rail [m]	1.4	0.8	1.1	1.3	1.0	1.2	3.2	0.8	0.9	1.5	1.1	2.1	5.7



- [ ] Ranking at each section and finish
- :-:- No data available at this section
- NA No data available

Horse/Jockey Name	Waihemo Hannah/John R Dunn
Finish Rank	2
Fastest Section Time (Section)	0:14.73 (1200-1000)
Top Speed [km/h] (Section)	52.0 (1200-1000)
Race State	Finished

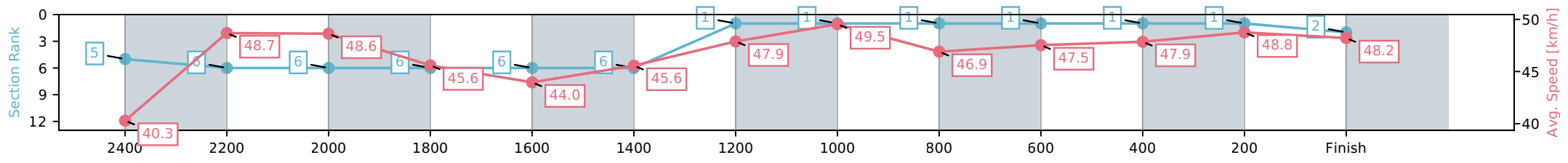


NZ Metropolitan Trotting Club Inc Harness  
 Race 5: EVENT PROFESSIONALS NZ TROT - 2600m



12 June 2026 - 7:04PM  
 Weather: Showers

Section	L2600	L2400	L2200	L2000	L1800	L1600	L1400	L1200	L1000	L800	L600	L400	L200
Section Times	3:22.04 (0:18.01)	3:04.03 [5] (0:15.10)	2:48.93 [6] (0:15.07)	2:33.86 [6] (0:15.80)	2:18.07 [6] (0:16.62)	2:01.44 [6] (0:16.10)	1:45.35 [6] (0:15.04)	1:30.31 [1] (0:14.73)	1:15.58 [1] (0:15.45)	1:00.13 [1] (0:15.15)	0:44.98 [1] (0:15.17)	0:29.81 [1] (0:14.85)	0:14.96 [1] (0:14.96)
Average Speed [km/h]	40.3	48.7	48.6	45.6	44.0	45.6	47.9	49.5	46.9	47.5	47.9	48.8	48.2
Top Speed [km/h]	49.9	50.3	49.7	47.8	45.4	46.0	51.4	52.0	47.8	47.8	48.6	49.1	49.4
Avg. Dist. to Rail [m]	9.7	2.7	2.6	3.2	2.5	2.6	5.8	1.8	1.1	1.9	1.4	1.2	4.1



[ ] Ranking at each section and finish  
 -:-:- No data available at this section  
 NA No data available

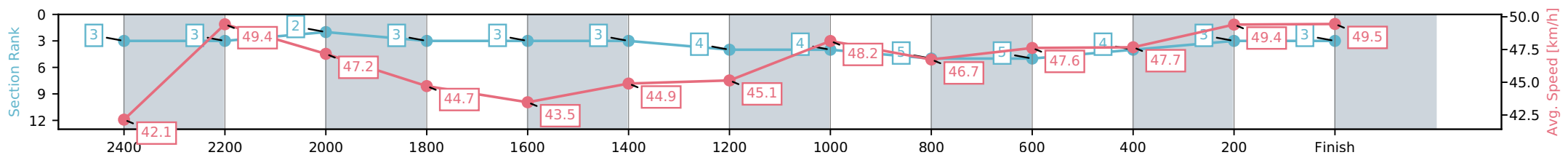
Horse/Jockey Name	Buffy Northstains/M B Holbrough
Finish Rank	3
Fastest Section Time (Section)	0:14.60 (200-0)
Top Speed [km/h] (Section)	50.7 (2600 - 2400)
Race State	Finished



NZ Metropolitan Trotting Club Inc Harness  
 Race 5: EVENT PROFESSIONALS NZ TROT - 2600m  
 12 June 2026 - 7:04PM  
 Weather: Showers



Section	L2600	L2400	L2200	L2000	L1800	L1600	L1400	L1200	L1000	L800	L600	L400	L200
Section Times	3:22.17 (0:17.15)	3:05.02 [3] (0:14.68)	2:50.34 [3] (0:15.36)	2:34.98 [2] (0:16.10)	2:18.88 [3] (0:16.66)	2:02.22 [3] (0:16.14)	1:46.07 [3] (0:15.95)	1:30.12 [4] (0:15.05)	1:15.07 [4] (0:15.50)	0:59.58 [5] (0:15.12)	0:44.46 [5] (0:15.18)	0:29.28 [4] (0:14.67)	0:14.60 [3] (0:14.60)
Average Speed [km/h]	42.1	49.4	47.2	44.7	43.5	44.9	45.1	48.2	46.7	47.6	47.7	49.4	49.5
Top Speed [km/h]	50.7	50.0	50.2	45.6	44.5	45.6	48.4	49.5	48.2	48.0	49.2	50.1	50.4
Avg. Dist. to Rail [m]	4.0	1.3	1.0	1.4	1.1	1.2	3.2	0.9	1.0	1.6	1.0	1.3	2.8



[ ] Ranking at each section and finish  
 -:-:- No data available at this section  
 NA No data available

Horse/Jockey Name	Mumsdawitch/M J Williamson
Finish Rank	4
Fastest Section Time (Section)	0:14.56 (200-0)
Top Speed [km/h] (Section)	51.2 (400-200)
Race State	Finished



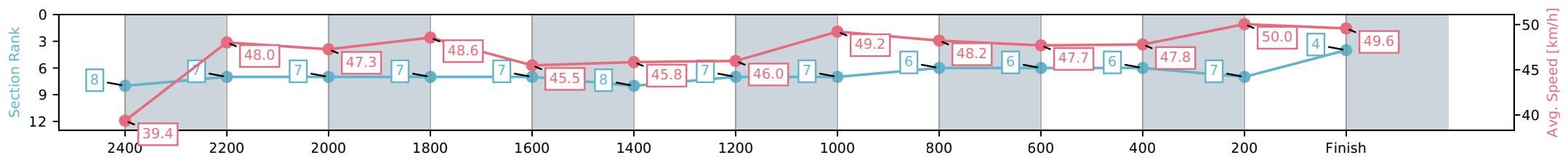
NZ Metropolitan Trotting Club Inc Harness  
 Race 5: EVENT PROFESSIONALS NZ TROT - 2600m



12 June 2026 - 7:04PM

Weather: Showers

Section	L2600	L2400	L2200	L2000	L1800	L1600	L1400	L1200	L1000	L800	L600	L400	L200
Section Times	3:22.82 (0:19.48)	3:03.34 [8] (0:15.20)	2:48.14 [7] (0:15.40)	2:32.74 [7] (0:14.83)	2:17.91 [7] (0:16.10)	2:01.80 [7] (0:16.02)	1:45.78 [8] (0:15.66)	1:30.13 [7] (0:14.98)	1:15.15 [7] (0:15.23)	0:59.92 [6] (0:15.10)	0:44.82 [6] (0:15.39)	0:29.43 [6] (0:14.87)	0:14.56 [7] (0:14.56)
Average Speed [km/h]	39.4	48.0	47.3	48.6	45.5	45.8	46.0	49.2	48.2	47.7	47.8	50.0	49.6
Top Speed [km/h]	48.7	49.9	48.5	49.5	46.7	46.6	48.0	49.9	49.2	48.9	49.3	51.2	51.2
Avg. Dist. to Rail [m]	15.7	2.1	1.6	2.1	2.8	2.8	5.3	2.9	2.7	3.2	3.0	5.5	10.7



- [ ] Ranking at each section and finish
- :-:- No data available at this section
- NA No data available

Horse/Jockey Name	Holly Highlander/H V Douglas
Finish Rank	5
Fastest Section Time (Section)	0:14.39 (2400-2200)
Top Speed [km/h] (Section)	51.9 (2600 - 2400)
Race State	Finished



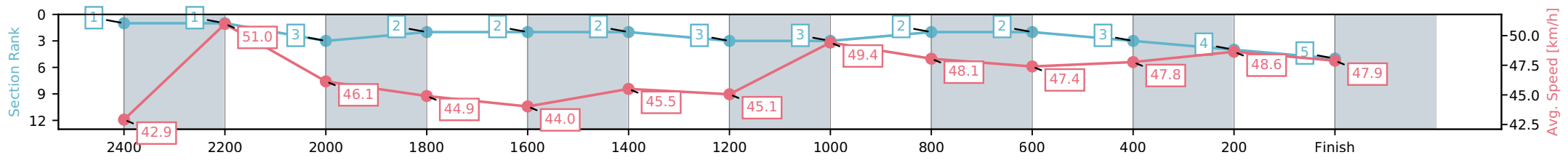
NZ Metropolitan Trotting Club Inc Harness  
 Race 5: EVENT PROFESSIONALS NZ TROT - 2600m



12 June 2026 - 7:04PM

Weather: Showers

Section	L2600	L2400	L2200	L2000	L1800	L1600	L1400	L1200	L1000	L800	L600	L400	L200
Section Times	3:22.89 (0:16.94)	3:05.96 [1] (0:14.39)	2:51.56 [1] (0:15.91)	2:35.65 [3] (0:16.03)	2:19.62 [2] (0:16.63)	2:02.99 [2] (0:16.15)	1:46.84 [2] (0:15.97)	1:30.87 [3] (0:14.86)	1:16.01 [3] (0:15.26)	1:00.75 [2] (0:15.19)	0:45.56 [2] (0:15.38)	0:30.19 [3] (0:15.11)	0:15.07 [4] (0:15.07)
Average Speed [km/h]	42.9	51.0	46.1	44.9	44.0	45.5	45.1	49.4	48.1	47.4	47.8	48.6	47.9
Top Speed [km/h]	51.9	51.8	49.4	45.6	45.2	46.0	47.0	50.1	49.7	47.6	48.7	49.0	49.1
Avg. Dist. to Rail [m]	11.9	2.6	2.7	3.0	2.6	2.8	4.7	2.5	2.5	3.3	2.9	3.4	5.5



[ ] Ranking at each section and finish  
 -:-:- No data available at this section  
 NA No data available

Horse/Jockey Name	Kingaroy/J R Ford
Finish Rank	6
Fastest Section Time (Section)	0:14.71 (2400-2200)
Top Speed [km/h] (Section)	50.8 (2600 - 2400)
Race State	Finished



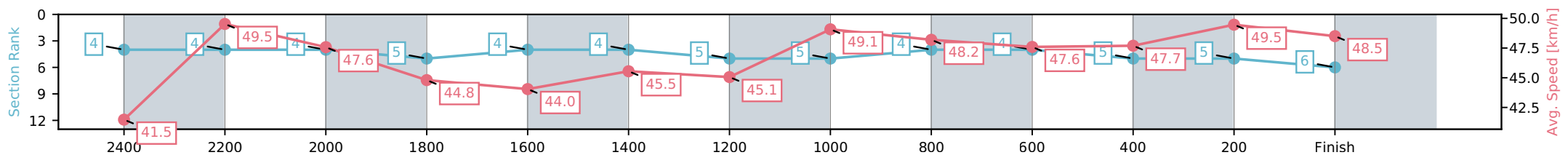
NZ Metropolitan Trotting Club Inc Harness  
 Race 5: EVENT PROFESSIONALS NZ TROT - 2600m



12 June 2026 - 7:04PM

Weather: Showers

Section	L2600	L2400	L2200	L2000	L1800	L1600	L1400	L1200	L1000	L800	L600	L400	L200
Section Times	3:22.92 (0:17.58)	3:05.34 [4] (0:14.71)	2:50.63 [4] (0:15.28)	2:35.35 [4] (0:16.07)	2:19.28 [5] (0:16.62)	2:02.66 [4] (0:16.12)	1:46.55 [4] (0:15.98)	1:30.57 [5] (0:14.98)	1:15.59 [5] (0:15.20)	1:00.39 [4] (0:15.13)	0:45.26 [4] (0:15.39)	0:29.87 [5] (0:14.97)	0:14.90 [5] (0:14.90)
Average Speed [km/h]	41.5	49.5	47.6	44.8	44.0	45.5	45.1	49.1	48.2	47.6	47.7	49.5	48.5
Top Speed [km/h]	50.8	50.5	49.7	45.4	45.5	46.1	47.1	50.1	49.0	48.4	48.7	50.2	50.3
Avg. Dist. to Rail [m]	6.3	1.8	1.5	3.0	2.6	2.6	4.8	2.6	2.5	3.2	2.8	4.7	9.0



- [ ] Ranking at each section and finish
- :-:- No data available at this section
- NA No data available

Horse/Jockey Name	Time For Victory/O G Thornley
Finish Rank	7
Fastest Section Time (Section)	0:14.19 (200-0)
Top Speed [km/h] (Section)	52.8 (200-0)
Race State	Finished



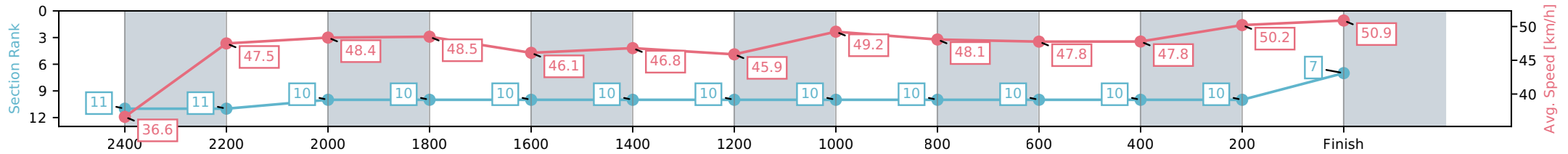
NZ Metropolitan Trotting Club Inc Harness  
 Race 5: EVENT PROFESSIONALS NZ TROT - 2600m



12 June 2026 - 7:04PM

Weather: Showers

Section	L2600	L2400	L2200	L2000	L1800	L1600	L1400	L1200	L1000	L800	L600	L400	L200
Section Times	3:22.99 (0:20.82)	3:02.17 [11] (0:15.38)	2:46.80 [11] (0:15.14)	2:31.66 [10] (0:14.85)	2:16.81 [10] (0:15.84)	2:00.98 [10] (0:15.68)	1:45.29 [10] (0:15.68)	1:29.61 [10] (0:14.92)	1:14.68 [10] (0:15.25)	0:59.43 [10] (0:15.08)	0:44.36 [10] (0:15.38)	0:28.98 [10] (0:14.79)	0:14.19 [10] (0:14.19)
Average Speed [km/h]	36.6	47.5	48.4	48.5	46.1	46.8	45.9	49.2	48.1	47.8	47.8	50.2	50.9
Top Speed [km/h]	47.3	47.9	50.0	49.0	47.6	48.2	48.1	50.0	49.3	49.1	49.3	52.6	52.8
Avg. Dist. to Rail [m]	12.7	2.2	2.6	2.8	2.5	2.8	5.2	2.5	2.6	3.3	2.9	5.4	12.0



- [ ] Ranking at each section and finish
- :-:- No data available at this section
- NA No data available

Horse/Jockey Name	Tessamae/B J Borcoskie
Finish Rank	8
Fastest Section Time (Section)	0:14.48 (400-200)
Top Speed [km/h] (Section)	51.0 (400-200)
Race State	Finished



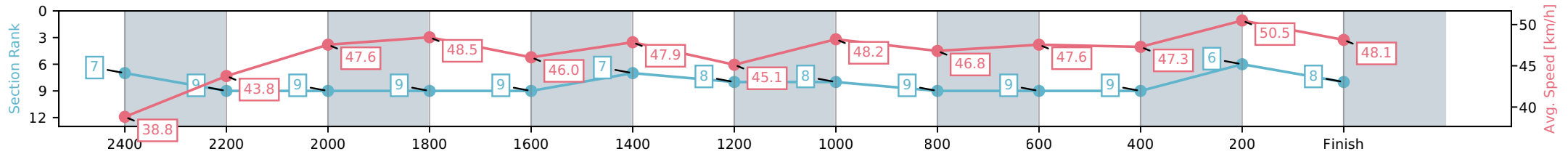
NZ Metropolitan Trotting Club Inc Harness  
 Race 5: EVENT PROFESSIONALS NZ TROT - 2600m



12 June 2026 - 7:04PM

Weather: Showers

Section	L2600	L2400	L2200	L2000	L1800	L1600	L1400	L1200	L1000	L800	L600	L400	L200
Section Times	3:23.20 (0:18.68)	3:04.52 [7] (0:16.99)	2:47.53 [9] (0:15.28)	2:32.25 [9] (0:14.86)	2:17.39 [9] (0:15.84)	2:01.55 [9] (0:15.14)	1:46.41 [7] (0:15.95)	1:30.47 [8] (0:15.03)	1:15.43 [8] (0:15.48)	0:59.95 [9] (0:15.14)	0:44.81 [9] (0:15.34)	0:29.47 [9] (0:14.48)	0:14.99 [6] (0:14.99)
Average Speed [km/h]	38.8	43.8	47.6	48.5	46.0	47.9	45.1	48.2	46.8	47.6	47.3	50.5	48.1
Top Speed [km/h]	48.1	48.8	49.6	48.7	47.8	48.3	47.1	48.6	48.6	48.2	49.4	51.0	50.7
Avg. Dist. to Rail [m]	14.6	4.9	1.7	2.6	2.3	1.0	3.3	0.9	1.0	1.6	1.3	2.7	7.3



- [ ] Ranking at each section and finish
- :-:- No data available at this section
- NA No data available

Horse/Jockey Name	Son E/S J Thornley
Finish Rank	9
Fastest Section Time (Section)	0:14.73 (200-0)
Top Speed [km/h] (Section)	51.6 (400-200)
Race State	Finished

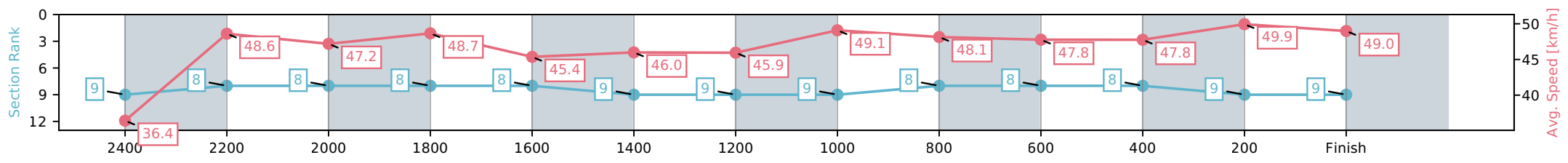


NZ Metropolitan Trotting Club Inc Harness  
 Race 5: EVENT PROFESSIONALS NZ TROT - 2600m



12 June 2026 - 7:04PM  
 Weather: Showers

Section	L2600	L2400	L2200	L2000	L1800	L1600	L1400	L1200	L1000	L800	L600	L400	L200
Section Times	3:23.23 (0:20.08)	3:03.16 [9] (0:14.97)	2:48.19 [8] (0:15.41)	2:32.78 [8] (0:14.80)	2:17.98 [8] (0:16.12)	2:01.86 [8] (0:15.98)	1:45.89 [9] (0:15.67)	1:30.22 [9] (0:14.98)	1:15.24 [9] (0:15.24)	1:00.00 [8] (0:15.07)	0:44.92 [8] (0:15.40)	0:29.52 [8] (0:14.79)	0:14.73 [9] (0:14.73)
Average Speed [km/h]	36.4	48.6	47.2	48.7	45.4	46.0	45.9	49.1	48.1	47.8	47.8	49.9	49.0
Top Speed [km/h]	51.2	50.4	48.8	49.6	47.1	46.8	48.3	49.6	49.3	49.2	49.1	51.6	51.1
Avg. Dist. to Rail [m]	7.7	1.5	1.6	2.3	2.7	2.9	5.4	2.7	2.7	3.4	3.1	4.2	8.8



[ ] Ranking at each section and finish  
 -:-:- No data available at this section  
 NA No data available

Horse/Jockey Name	Brianna/D D McCormick
Finish Rank	10
Fastest Section Time (Section)	0:14.74 (2400-2200)
Top Speed [km/h] (Section)	50.6 (2400-2200)
Race State	Finished



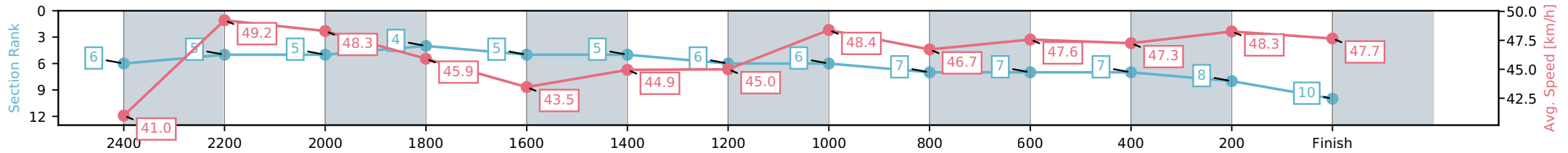
NZ Metropolitan Trotting Club Inc Harness  
Race 5: EVENT PROFESSIONALS NZ TROT - 2600m



12 June 2026 - 7:04PM

Weather: Showers

Section	L2600	L2400	L2200	L2000	L1800	L1600	L1400	L1200	L1000	L800	L600	L400	L200
Section Times	3:23.52 (0:18.17)	3:05.35 [6] (0:14.74)	2:50.61 [5] (0:15.03)	2:35.58 [5] (0:15.69)	2:19.90 [4] (0:16.66)	2:03.24 [5] (0:16.13)	1:47.10 [5] (0:15.99)	1:31.11 [6] (0:15.01)	1:16.10 [6] (0:15.51)	1:00.59 [7] (0:15.14)	0:45.45 [7] (0:15.33)	0:30.12 [7] (0:15.00)	0:15.12 [8] (0:15.12)
Average Speed [km/h]	41.0	49.2	48.3	45.9	43.5	44.9	45.0	48.4	46.7	47.6	47.3	48.3	47.7
Top Speed [km/h]	50.3	50.6	49.9	47.4	44.7	45.7	47.6	49.3	48.2	47.9	48.1	48.6	48.8
Avg. Dist. to Rail [m]	5.1	1.1	1.4	1.6	1.0	1.2	3.3	1.1	1.0	1.5	1.1	1.1	3.1



- [ ] Ranking at each section and finish
- :-:- No data available at this section
- NA No data available

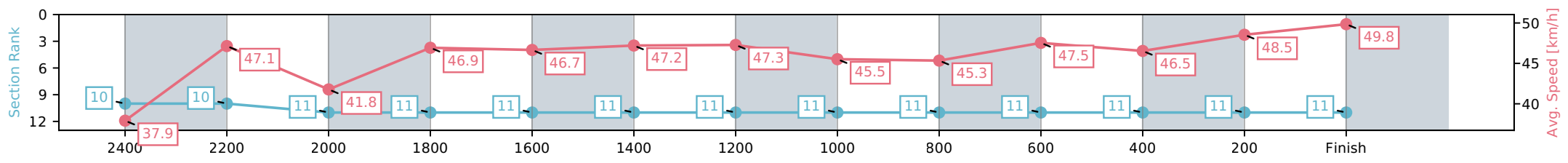
Horse/Jockey Name	Loveyou To Da Skye/R T May
Finish Rank	11
Fastest Section Time (Section)	0:14.47 (200-0)
Top Speed [km/h] (Section)	50.9 (200-0)
Race State	Finished



NZ Metropolitan Trotting Club Inc Harness  
 Race 5: EVENT PROFESSIONALS NZ TROT - 2600m  
 12 June 2026 - 7:04PM  
 Weather: Showers



Section	L2600	L2400	L2200	L2000	L1800	L1600	L1400	L1200	L1000	L800	L600	L400	L200
Section Times	3:27.50 (0:20.46)	3:07.04 [10] (0:15.44)	2:51.60 [10] (0:17.76)	2:33.84 [11] (0:15.35)	2:18.49 [11] (0:15.61)	2:02.88 [11] (0:15.42)	1:47.47 [11] (0:15.22)	1:32.24 [11] (0:16.02)	1:16.23 [11] (0:16.04)	1:00.19 [11] (0:15.15)	0:45.05 [11] (0:15.63)	0:29.42 [11] (0:14.95)	0:14.47 [11] (0:14.47)
Average Speed [km/h]	37.9	47.1	41.8	46.9	46.7	47.2	47.3	45.5	45.3	47.5	46.5	48.5	49.8
Top Speed [km/h]	47.0	47.8	45.5	48.0	47.7	47.6	47.6	46.6	46.3	48.0	47.3	49.5	50.9
Avg. Dist. to Rail [m]	13.6	1.9	3.5	4.2	2.2	1.6	3.6	1.6	1.6	2.6	1.7	1.5	3.9



[ ] Ranking at each section and finish  
 -:-:- No data available at this section  
 NA No data available