



NZ Metropolitan Trotting Club Inc Harness
 Race 6: COMMODORE HOTEL MOBILE PACE - 1980m
 12 June 2026 - 7:29PM



Weather: Showers

Field Times (Race Tempo) 2:25.77 (0:11.53) 2:14.24 (0:13.95) 2:00.29 (0:15.10) 1:45.19 (0:15.14) 1:30.05 (0:15.67) 1:14.38 (0:15.98) 0:58.40 (0:15.83) 0:42.57 (0:14.79)

Rank	TAB#	Horse	Overall Time	First 400m	Top Speed km/h (Section)	L1980	L1800	L1600	L1400	L1200	L1000	L800	L600
	(BAR#)	Driver	Margin (DT-W)	Last 600m	Fastest Section (Time)	Start - 1800	1800 - 1600	1600 - 1400	1400 - 1200	1200 - 1000	1000 - 800	800 - 600	600 - 400
1	2	Mossdale Frank	2:25.77	0:26.92	54.3 (1980 - 1800)	2:25.77	2:14.04 [2]	2:00.29 [1]	1:45.19 [1]	1:30.05 [1]	1:14.38 [1]	0:58.40 [1]	0:42.57 [1]
	(2)	B T Hope		0:42.57	200-0 (0:13.70)	(0:11.73)	(0:13.74)	(0:15.10)	(0:15.14)	(0:15.67)	(0:15.98)	(0:15.83)	(0:14.79)
2	5	Poseidon	2:26.14	0:28.63	54.3 (200-0)	2:26.14	2:13.75 [6]	1:59.00 [5]	1:43.80 [5]	1:29.10 [5]	1:13.93 [5]	0:58.03 [5]	0:42.44 [4]
	(5)	R T May	2.1L (+12)	0:42.43	200-0 (0:13.69)	(0:12.39)	(0:14.75)	(0:15.20)	(0:14.70)	(0:15.17)	(0:15.90)	(0:15.60)	(0:14.79)
3	1	Last Honours	2:26.41	0:27.58	53.3 (1980 - 1800)	2:26.41	2:14.32 [3]	2:00.23 [3]	1:45.20 [3]	1:29.96 [3]	1:14.47 [3]	0:58.38 [4]	0:42.34 [6]
	(1)	John R Dunn	3.7L (-11)	0:42.34	200-0 (0:13.83)	(0:12.10)	(0:14.08)	(0:15.03)	(0:15.24)	(0:15.49)	(0:16.09)	(0:16.04)	(0:14.49)
4	9	Olympian	2:26.47	0:29.76	52.3 (200-0)	2:26.47	2:13.38 [8]	1:58.23 [8]	1:43.16 [8]	1:29.14 [6]	1:14.37 [4]	0:58.69 [3]	0:43.11 [2]
	(U1)	J W Cox	4.0L (+19)	0:43.11	1400-1200 (0:14.02)	(0:13.08)	(0:15.16)	(0:15.07)	(0:14.02)	(0:14.76)	(0:15.68)	(0:15.58)	(0:14.80)
5	7	Culture Vulture	2:26.85	0:28.97	53.8 (200-0)	2:26.85	2:14.30 [7]	1:59.38 [6]	1:44.11 [6]	1:29.42 [7]	1:14.32 [7]	0:58.45 [7]	0:42.81 [5]
	(7)	R D Close	6.1L (+15)	0:42.81	200-0 (0:13.98)	(0:12.55)	(0:14.93)	(0:15.27)	(0:14.69)	(0:15.10)	(0:15.87)	(0:15.64)	(0:14.83)
6	3	Livingthekiwidream	2:26.90	0:27.27	55.6 (1980 - 1800)	2:26.90	2:15.37 [1]	2:01.09 [2]	1:45.99 [2]	1:30.82 [2]	1:15.19 [2]	0:59.22 [2]	0:43.36 [3]
	(3)	R D Holmes	6.4L (-3)	0:43.36	400-200 (0:14.28)	(0:11.53)	(0:14.28)	(0:15.10)	(0:15.17)	(0:15.63)	(0:15.98)	(0:15.86)	(0:14.75)
7	6	Rise N Shine	2:26.99	0:29.35	53.9 (200-0)	2:26.99	2:14.81 [5]	1:59.18 [7]	1:43.89 [7]	1:29.27 [8]	1:14.05 [8]	0:58.25 [8]	0:42.60 [8]
	(6)	M B Holbrough	7.0L (+15)	0:42.60	200-0 (0:13.81)	(0:12.18)	(0:15.62)	(0:15.29)	(0:14.62)	(0:15.22)	(0:15.80)	(0:15.65)	(0:14.78)
8	4	List N Sell	2:27.43	0:28.28	53.0 (1980 - 1800)	2:27.43	2:15.26 [4]	2:00.65 [4]	1:45.44 [4]	1:30.47 [4]	1:15.01 [6]	0:59.09 [6]	0:43.16 [7]
	(4)	C R Ferguson	9.5L (-1)	0:43.16	400-200 (0:14.08)	(0:12.17)	(0:14.61)	(0:15.21)	(0:14.97)	(0:15.46)	(0:15.92)	(0:15.93)	(0:14.73)

Scratched: Wise Move (#8)

Report Created: Fri 12 June 2026

(Note: Races are conducted over an approximate distance as close as possible to the advertised distance, and recorded data may vary accordingly. Official times refer to race times only and do not include handicap times.)

[] Position in running at each section and finish
 TAB# Saddle cloth number
 --- No data available at this section
 BAR# Barrier/Gate Position
 NA No data available
 DNF Did not finish
 DNT Did not track
 DT-W Distance travelled compared to winner in metres

Fastest split
 Fastest section

data processed by TRIPLESDATA



NZ Metropolitan Trotting Club Inc Harness
 Race 6: COMMODORE HOTEL MOBILE PACE - 1980m
 12 June 2026 - 7:29PM



Weather: Showers

Field Times 0:27.78 0:13.70
 (Race Tempo) (0:14.08) (0:13.70)

Rank	TAB#	Horse	Overall Time	First 400m	Top Speed km/h (Section)	L400	L200						
	(BAR#)	Driver	Margin (DT-W)	Last 600m	Fastest Section (Time)	400 - 200	200 - Finish						
1	2	Mossdale Frank	2:25.77	0:26.92	54.3 (1980 - 1800)	0:27.78 [1]	0:13.70 [1]						
	(2)	B T Hope		0:42.57	200-0 (0:13.70)	(0:14.08)	(0:13.70)						
2	5	Poseidon	2:26.14	0:28.63	54.3 (200-0)	0:27.64 [4]	0:13.69 [3]						
	(5)	R T May	2.1L (+12)	0:42.43	200-0 (0:13.69)	(0:13.95)	(0:13.69)						
3	1	Last Honours	2:26.41	0:27.58	53.3 (1980 - 1800)	0:27.86 [5]	0:13.83 [5]						
	(1)	John R Dunn	3.7L (-11)	0:42.34	200-0 (0:13.83)	(0:14.02)	(0:13.83)						
4	9	Olympian	2:26.47	0:29.76	52.3 (200-0)	0:28.30 [2]	0:14.17 [2]						
	(U1)	J W Cox	4.0L (+19)	0:43.11	1400-1200 (0:14.02)	(0:14.14)	(0:14.17)						
5	7	Culture Vulture	2:26.85	0:28.97	53.8 (200-0)	0:27.98 [6]	0:13.98 [6]						
	(7)	R D Close	6.1L (+15)	0:42.81	200-0 (0:13.98)	(0:14.00)	(0:13.98)						
6	3	Livingthekiwidream	2:26.90	0:27.27	55.6 (1980 - 1800)	0:28.61 [3]	0:14.33 [4]						
	(3)	R D Holmes	6.4L (-3)	0:43.36	400-200 (0:14.28)	(0:14.28)	(0:14.33)						
7	6	Rise N Shine	2:26.99	0:29.35	53.9 (200-0)	0:27.81 [8]	0:13.81 [8]						
	(6)	M B Holbrough	7.0L (+15)	0:42.60	200-0 (0:13.81)	(0:14.01)	(0:13.81)						
8	4	List N Sell	2:27.43	0:28.28	53.0 (1980 - 1800)	0:28.43 [7]	0:14.35 [7]						
	(4)	C R Ferguson	9.5L (-1)	0:43.16	400-200 (0:14.08)	(0:14.08)	(0:14.35)						

Scratched: Wise Move (#8)

Report Created: Fri 12 June 2026

(Note: Races are conducted over an approximate distance as close as possible to the advertised distance, and recorded data may vary accordingly. Official times refer to race times only and do not include handicap times.)

[] Position in running at each section and finish TAB# Saddle cloth number
 -:-:- No data available at this section BAR# Barrier/Gate Position
 NA No data available DNF Did not finish
 DNT Did not track DT-W Distance travelled compared to winner in metres

Fastest split
 Fastest section

data processed by TRIPLESDATA

Horse/Jockey Name	Mossdale Frank/B T Hope
Finish Rank	1
Fastest Section Time (Section)	0:13.70 (200-0)
Top Speed [km/h] (Section)	54.3 (1980 - 1800)
Race State	Finished



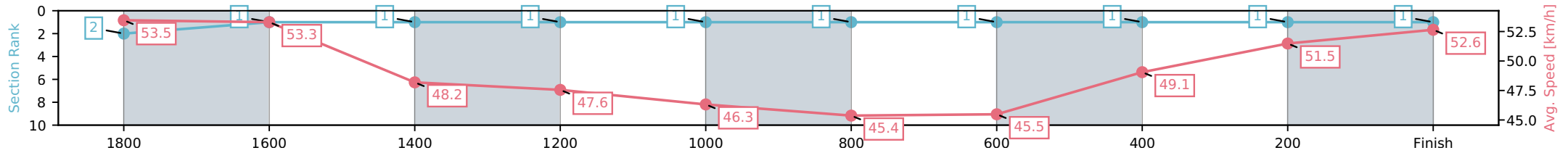
NZ Metropolitan Trotting Club Inc Harness
 Race 6: COMMODORE HOTEL MOBILE PACE - 1980m



12 June 2026 - 7:29PM

Weather: Showers

Section	L1980	L1800	L1600	L1400	L1200	L1000	L800	L600	L400	L200
Section Times	2:25.77 (0:11.73)	2:14.04 [2] (0:13.74)	2:00.29 [1] (0:15.10)	1:45.19 [1] (0:15.14)	1:30.05 [1] (0:15.67)	1:14.38 [1] (0:15.98)	0:58.40 [1] (0:15.83)	0:42.57 [1] (0:14.79)	0:27.78 [1] (0:14.08)	0:13.70 [1] (0:13.70)
Average Speed [km/h]	53.5	53.3	48.2	47.6	46.3	45.4	45.5	49.1	51.5	52.6
Top Speed [km/h]	54.3	54.2	51.0	48.3	47.8	46.5	47.9	50.3	52.8	53.1
Avg. Dist. to Rail [m]	3.2	2.9	1.5	1.8	1.0	1.0	0.8	1.1	1.3	2.9



- [] Ranking at each section and finish
- :-:- No data available at this section
- NA No data available

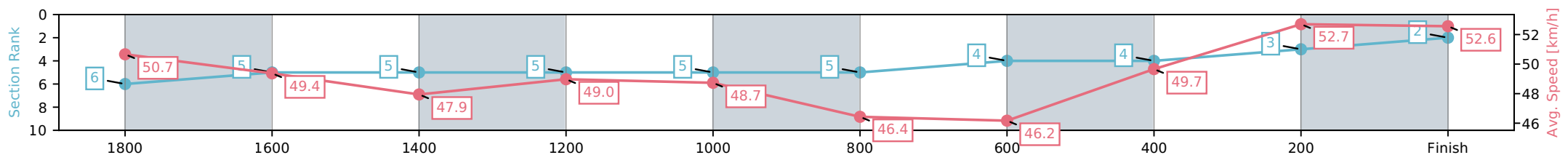
Horse/Jockey Name	Poseidon/R T May
Finish Rank	2
Fastest Section Time (Section)	0:13.69 (200-0)
Top Speed [km/h] (Section)	54.3 (200-0)
Race State	Finished



NZ Metropolitan Trotting Club Inc Harness
 Race 6: COMMODORE HOTEL MOBILE PACE - 1980m
 12 June 2026 - 7:29PM
 Weather: Showers



Section	L1980	L1800	L1600	L1400	L1200	L1000	L800	L600	L400	L200
Section Times	2:26.14 (0:12.39)	2:13.75 [6] (0:14.75)	1:59.00 [5] (0:15.20)	1:43.80 [5] (0:14.70)	1:29.10 [5] (0:15.17)	1:13.93 [5] (0:15.90)	0:58.03 [5] (0:15.60)	0:42.44 [4] (0:14.79)	0:27.64 [4] (0:13.95)	0:13.69 [3] (0:13.69)
Average Speed [km/h]	50.7	49.4	47.9	49.0	48.7	46.4	46.2	49.7	52.7	52.6
Top Speed [km/h]	51.5	50.3	49.3	49.8	50.3	47.9	47.9	51.7	54.2	54.3
Avg. Dist. to Rail [m]	6.5	2.2	1.8	4.1	3.3	3.4	2.9	2.8	3.6	6.4



[] Ranking at each section and finish
 -:-:- No data available at this section
 NA No data available

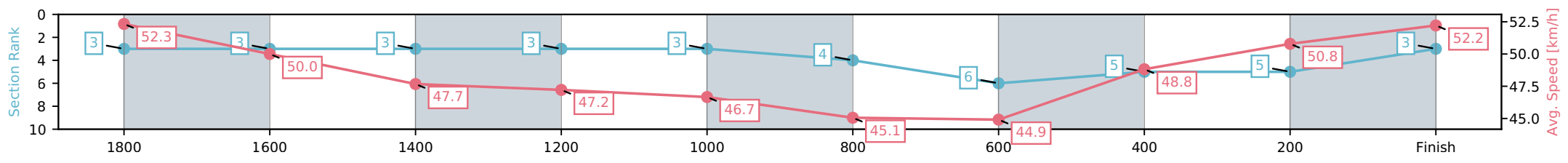
Horse/Jockey Name	Last Honours/John R Dunn
Finish Rank	3
Fastest Section Time (Section)	0:13.83 (200-0)
Top Speed [km/h] (Section)	53.3 (1980 - 1800)
Race State	Finished



NZ Metropolitan Trotting Club Inc Harness
 Race 6: COMMODORE HOTEL MOBILE PACE - 1980m
 12 June 2026 - 7:29PM
 Weather: Showers



Section	L1980	L1800	L1600	L1400	L1200	L1000	L800	L600	L400	L200
Section Times	2:26.41 (0:12.10)	2:14.32 [3] (0:14.08)	2:00.23 [3] (0:15.03)	1:45.20 [3] (0:15.24)	1:29.96 [3] (0:15.49)	1:14.47 [3] (0:16.09)	0:58.38 [4] (0:16.04)	0:42.34 [6] (0:14.49)	0:27.86 [5] (0:14.02)	0:13.83 [5] (0:13.83)
Average Speed [km/h]	52.3	50.0	47.7	47.2	46.7	45.1	44.9	48.8	50.8	52.2
Top Speed [km/h]	53.3	50.5	49.6	48.1	47.9	46.0	46.2	49.8	52.4	52.9
Avg. Dist. to Rail [m]	1.0	2.6	1.5	2.3	0.7	1.0	0.2	1.8	1.3	4.2



[] Ranking at each section and finish
 -:-:- No data available at this section
 NA No data available

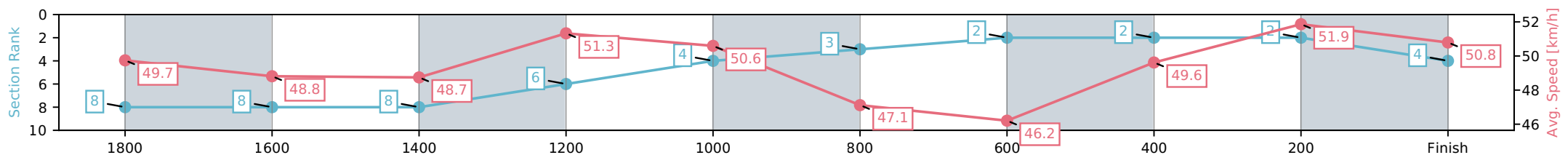
Horse/Jockey Name	Olympian/J W Cox
Finish Rank	4
Fastest Section Time (Section)	0:14.02 (1400-1200)
Top Speed [km/h] (Section)	52.3 (200-0)
Race State	Finished



NZ Metropolitan Trotting Club Inc Harness
 Race 6: COMMODORE HOTEL MOBILE PACE - 1980m
 12 June 2026 - 7:29PM
 Weather: Showers



Section	L1980	L1800	L1600	L1400	L1200	L1000	L800	L600	L400	L200
Section Times	2:26.47 (0:13.08)	2:13.38 [8] (0:15.16)	1:58.23 [8] (0:15.07)	1:43.16 [8] (0:14.02)	1:29.14 [6] (0:14.76)	1:14.37 [4] (0:15.68)	0:58.69 [3] (0:15.58)	0:43.11 [2] (0:14.80)	0:28.30 [2] (0:14.14)	0:14.17 [2] (0:14.17)
Average Speed [km/h]	49.7	48.8	48.7	51.3	50.6	47.1	46.2	49.6	51.9	50.8
Top Speed [km/h]	50.2	49.5	49.6	52.1	51.8	49.5	47.3	51.1	52.2	52.3
Avg. Dist. to Rail [m]	10.8	5.0	2.8	5.7	4.5	3.6	2.5	2.6	2.8	4.0



[] Ranking at each section and finish
 -:-:- No data available at this section
 NA No data available

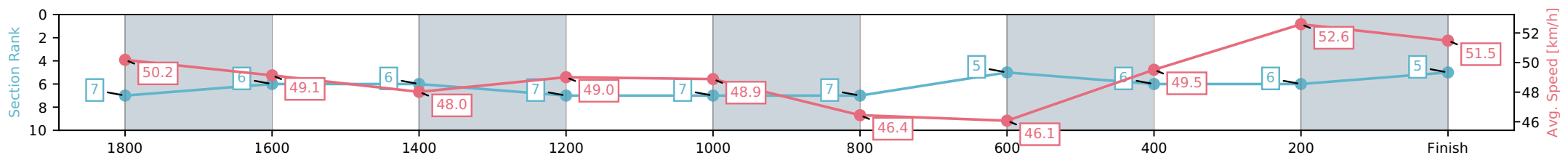
Horse/Jockey Name	Culture Vulture/R D Close
Finish Rank	5
Fastest Section Time (Section)	0:13.98 (200-0)
Top Speed [km/h] (Section)	53.8 (200-0)
Race State	Finished



NZ Metropolitan Trotting Club Inc Harness
 Race 6: COMMODORE HOTEL MOBILE PACE - 1980m
 12 June 2026 - 7:29PM
 Weather: Showers



Section	L1980	L1800	L1600	L1400	L1200	L1000	L800	L600	L400	L200
Section Times	2:26.85 (0:12.55)	2:14.30 [7] (0:14.93)	1:59.38 [6] (0:15.27)	1:44.11 [6] (0:14.69)	1:29.42 [7] (0:15.10)	1:14.32 [7] (0:15.87)	0:58.45 [7] (0:15.64)	0:42.81 [5] (0:14.83)	0:27.98 [6] (0:14.00)	0:13.98 [6] (0:13.98)
Average Speed [km/h]	50.2	49.1	48.0	49.0	48.9	46.4	46.1	49.5	52.6	51.5
Top Speed [km/h]	51.3	50.3	49.2	49.9	50.8	48.3	48.2	51.1	53.3	53.8
Avg. Dist. to Rail [m]	9.9	3.7	2.5	4.3	3.0	3.2	2.8	2.7	3.8	7.8



[] Ranking at each section and finish
 -:-:- No data available at this section
 NA No data available

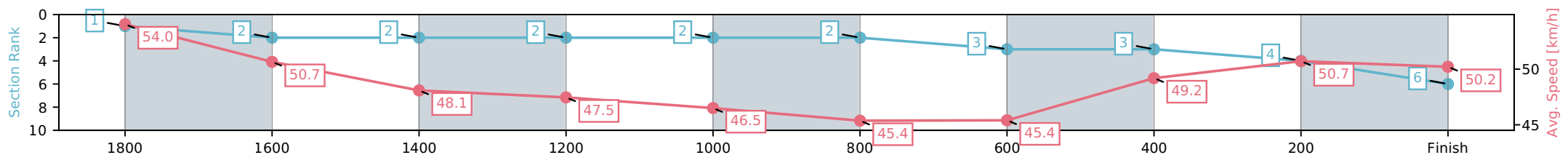
Horse/Jockey Name	Livingthekiwidream/R D Holmes
Finish Rank	6
Fastest Section Time (Section)	0:14.28 (400-200)
Top Speed [km/h] (Section)	55.6 (1980 - 1800)
Race State	Finished



NZ Metropolitan Trotting Club Inc Harness
 Race 6: COMMODORE HOTEL MOBILE PACE - 1980m
 12 June 2026 - 7:29PM
 Weather: Showers



Section	L1980	L1800	L1600	L1400	L1200	L1000	L800	L600	L400	L200
Section Times	2:26.90 (0:11.53)	2:15.37 [1] (0:14.28)	2:01.09 [2] (0:15.10)	1:45.99 [2] (0:15.17)	1:30.82 [2] (0:15.63)	1:15.19 [2] (0:15.98)	0:59.22 [2] (0:15.86)	0:43.36 [3] (0:14.75)	0:28.61 [3] (0:14.28)	0:14.33 [4] (0:14.33)
Average Speed [km/h]	54.0	50.7	48.1	47.5	46.5	45.4	45.4	49.2	50.7	50.2
Top Speed [km/h]	55.6	51.8	49.8	48.5	47.8	46.6	47.7	50.2	51.0	51.5
Avg. Dist. to Rail [m]	3.8	1.0	1.3	2.2	1.1	1.0	0.8	1.0	1.0	1.2



[] Ranking at each section and finish
 -:-:- No data available at this section
 NA No data available

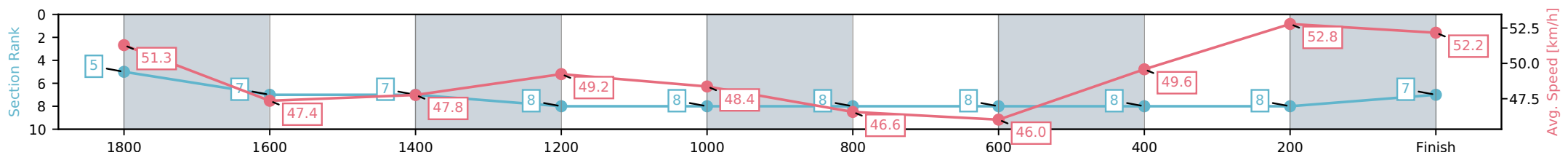
Horse/Jockey Name	Rise N Shine/M B Holbrough
Finish Rank	7
Fastest Section Time (Section)	0:13.81 (200-0)
Top Speed [km/h] (Section)	53.9 (200-0)
Race State	Finished



NZ Metropolitan Trotting Club Inc Harness
 Race 6: COMMODORE HOTEL MOBILE PACE - 1980m
 12 June 2026 - 7:29PM
 Weather: Showers



Section	L1980	L1800	L1600	L1400	L1200	L1000	L800	L600	L400	L200
Section Times	2:26.99 (0:12.18)	2:14.81 [5] (0:15.62)	1:59.18 [7] (0:15.29)	1:43.89 [7] (0:14.62)	1:29.27 [8] (0:15.22)	1:14.05 [8] (0:15.80)	0:58.25 [8] (0:15.65)	0:42.60 [8] (0:14.78)	0:27.81 [8] (0:14.01)	0:13.81 [8] (0:13.81)
Average Speed [km/h]	51.3	47.4	47.8	49.2	48.4	46.6	46.0	49.6	52.8	52.2
Top Speed [km/h]	53.0	48.8	49.2	50.2	49.9	48.3	48.1	50.5	53.8	53.9
Avg. Dist. to Rail [m]	9.1	4.5	2.0	3.7	2.7	2.9	2.8	2.5	4.5	9.5



[] Ranking at each section and finish
 -:-:- No data available at this section
 NA No data available

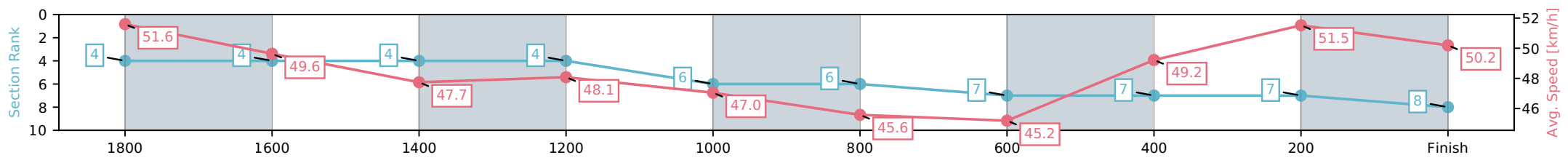
Horse/Jockey Name	List N Sell/C R Ferguson
Finish Rank	8
Fastest Section Time (Section)	0:14.08 (400-200)
Top Speed [km/h] (Section)	53.0 (1980 - 1800)
Race State	Finished



NZ Metropolitan Trotting Club Inc Harness
 Race 6: COMMODORE HOTEL MOBILE PACE - 1980m
 12 June 2026 - 7:29PM
 Weather: Showers



Section	L1980	L1800	L1600	L1400	L1200	L1000	L800	L600	L400	L200
Section Times	2:27.43 (0:12.17)	2:15.26 [4] (0:14.61)	2:00.65 [4] (0:15.21)	1:45.44 [4] (0:14.97)	1:30.47 [4] (0:15.46)	1:15.01 [6] (0:15.92)	0:59.09 [6] (0:15.93)	0:43.16 [7] (0:14.73)	0:28.43 [7] (0:14.08)	0:14.35 [7] (0:14.35)
Average Speed [km/h]	51.6	49.6	47.7	48.1	47.0	45.6	45.2	49.2	51.5	50.2
Top Speed [km/h]	53.0	50.3	48.6	49.2	48.7	47.4	46.7	50.0	52.4	52.2
Avg. Dist. to Rail [m]	5.7	1.5	1.2	2.7	1.3	1.2	1.1	1.0	1.4	2.7



[] Ranking at each section and finish
 -:-:- No data available at this section
 NA No data available