



NZ Metropolitan Trotting Club Inc Harness  
 Race 7: PASCOES THE JEWELLERS SILK ROAD FINAL (MOB PACE) - 1980m  
 12 June 2026 - 8:07PM



Weather: Showers

Field Times (Race Tempo) 2:21.13 (0:11.09) 2:10.04 (0:14.09) 1:55.95 (0:14.55) 1:41.39 (0:13.96) 1:27.44 (0:15.40) 1:12.03 (0:14.95) 0:57.08 (0:13.88) 0:43.21 (0:14.38)

Rank	TAB#	Horse	Overall Time	First 400m	Top Speed km/h (Section)	L1980	L1800	L1600	L1400	L1200	L1000	L800	L600
	(BAR#)	Driver	Margin (DT-W)	Last 600m	Fastest Section (Time)	Start - 1800	1800 - 1600	1600 - 1400	1400 - 1200	1200 - 1000	1000 - 800	800 - 600	600 - 400
1	7	Cherish Me	2:21.13	0:26.93	55.6 (1980 - 1800)	2:21.13	2:09.77 [3]	1:55.68 [2]	1:41.35 [2]	1:27.44 [1]	1:12.04 [1]	0:57.08 [1]	0:43.20 [2]
	(7)	C J Dalgety		0:43.19	800-600 (0:13.88)	(0:11.36)	(0:14.09)	(0:14.33)	(0:13.91)	(0:15.40)	(0:14.95)	(0:13.88)	(0:14.37)
2	12	Seeking Clarity	2:21.13	0:27.93	54.7 (1980 - 1800)	2:21.13	2:09.07 [9]	1:54.76 [8]	1:40.31 [8]	1:26.36 [7]	1:11.29 [6]	0:56.93 [2]	0:43.21 [1]
	(12)	M J Williamson	0.0L (+13)	0:43.20	800-600 (0:13.72)	(0:12.06)	(0:14.30)	(0:14.45)	(0:13.95)	(0:15.08)	(0:14.36)	(0:13.72)	(0:14.50)
3	6	Cinderella Franco	2:21.34	0:26.65	56.8 (1980 - 1800)	2:21.34	2:10.14 [2]	1:56.16 [1]	1:41.60 [1]	1:27.34 [2]	1:11.94 [2]	0:56.98 [4]	0:43.10 [4]
	(6)	Craig D Thornley	1.2L (-8)	0:43.09	800-600 (0:13.88)	(0:11.20)	(0:13.99)	(0:14.55)	(0:14.26)	(0:15.40)	(0:14.96)	(0:13.88)	(0:14.50)
4	5	Bettor Than Lizzy	2:21.43	0:26.97	57.4 (1980 - 1800)	2:21.43	2:10.34 [1]	1:55.97 [3]	1:41.36 [3]	1:27.14 [4]	1:11.73 [5]	0:56.77 [6]	0:42.84 [5]
	(5)	J W Cox	1.7L (-6)	0:42.84	800-600 (0:13.93)	(0:11.09)	(0:14.37)	(0:14.61)	(0:14.22)	(0:15.42)	(0:14.96)	(0:13.93)	(0:14.46)
5	1	Admor Ella	2:21.83	0:27.35	55.4 (1980 - 1800)	2:21.83	2:10.30 [5]	1:55.98 [5]	1:41.37 [5]	1:27.17 [6]	1:11.74 [7]	0:56.82 [8]	0:42.72 [7]
	(1)	R T May	4.0L (-2)	0:42.72	200-0 (0:14.10)	(0:11.53)	(0:14.32)	(0:14.61)	(0:14.19)	(0:15.44)	(0:14.91)	(0:14.10)	(0:14.28)
6	10	Zarlini	2:22.01	0:27.73	55.4 (1980 - 1800)	2:22.01	2:10.24 [7]	1:55.85 [7]	1:41.31 [7]	1:27.03 [8]	1:11.69 [9]	0:56.70 [10]	0:42.58 [9]
	(10)	B T Hope	5.1L (-6)	0:42.59	400-200 (0:14.04)	(0:11.76)	(0:14.39)	(0:14.54)	(0:14.28)	(0:15.34)	(0:14.99)	(0:14.12)	(0:14.25)
7	11	Show Stopper	2:22.49	0:27.67	55.7 (1980 - 1800)	2:22.49	2:10.73 [6]	1:56.40 [6]	1:41.96 [6]	1:27.99 [5]	1:12.91 [4]	0:58.27 [3]	0:44.26 [3]
	(11)	K A Butt	7.8L (+12)	0:44.26	1400-1200 (0:13.97)	(0:11.76)	(0:14.32)	(0:14.44)	(0:13.97)	(0:15.08)	(0:14.64)	(0:14.02)	(0:14.54)
8	4	Molly Maeve Estelle	2:23.80	0:28.67	52.6 (1980 - 1800)	2:23.80	2:11.58 [10]	1:56.63 [10]	1:42.17 [11]	1:28.33 [10]	1:13.20 [10]	0:58.53 [9]	0:44.32 [10]
	(4)	S E O'Reilly	15.3L (+15)	0:44.32	1400-1200 (0:13.84)	(0:12.22)	(0:14.95)	(0:14.46)	(0:13.84)	(0:15.13)	(0:14.66)	(0:14.21)	(0:14.86)
9	8	Vincent Reactress	2:25.60	0:28.80	53.1 (1980 - 1800)	2:25.60	2:13.16 [11]	1:58.23 [11]	1:44.08 [10]	1:30.10 [11]	1:14.99 [11]	1:00.02 [11]	0:45.82 [11]
	(8)	W J House	25.6L (-3)	0:45.82	1400-1200 (0:13.98)	(0:12.44)	(0:14.93)	(0:14.15)	(0:13.98)	(0:15.11)	(0:14.96)	(0:14.20)	(0:14.66)
10	2	Lilac Luxury	2:26.33	0:27.25	54.7 (1980 - 1800)	2:26.33	2:14.86 [4]	2:00.56 [4]	1:46.14 [4]	1:32.14 [3]	1:16.83 [3]	1:01.82 [5]	0:47.46 [6]
	(2)	R D Close	29.7L (+8)	0:47.46	1400-1200 (0:14.00)	(0:11.47)	(0:14.30)	(0:14.43)	(0:14.00)	(0:15.31)	(0:15.01)	(0:14.35)	(0:15.63)

Scratched: Elektra King (#9)

Report Created: Fri 12 June 2026

(Note: Races are conducted over an approximate distance as close as possible to the advertised distance, and recorded data may vary accordingly. Official times refer to race times only and do not include handicap times.)

[ ] Position in running at each section and finish  
 -:-- No data available at this section  
 NA No data available  
 DNT Did not track

TAB# Saddle cloth number  
 BAR# Barrier/Gate Position  
 DNF Did not finish  
 DT-W Distance travelled compared to winner in metres

Fastest split  
 Fastest section

data processed by TRIPLESDATA



NZ Metropolitan Trotting Club Inc Harness  
 Race 7: PASCOES THE JEWELLERS SILK ROAD FINAL (MOB PACE) - 1980m  
 12 June 2026 - 8:07PM



Weather: Showers

Field Times (Race Tempo) 2:21.13 (0:11.09) 2:10.04 (0:14.09) 1:55.95 (0:14.55) 1:41.39 (0:13.96) 1:27.44 (0:15.40) 1:12.03 (0:14.95) 0:57.08 (0:13.88) 0:43.21 (0:14.38)

Rank	TAB#	Horse	Overall Time	First 400m	Top Speed km/h (Section)	L1980	L1800	L1600	L1400	L1200	L1000	L800	L600
	(BAR#)	Driver	Margin (DT-W)	Last 600m	Fastest Section (Time)	Start - 1800	1800 - 1600	1600 - 1400	1400 - 1200	1200 - 1000	1000 - 800	800 - 600	600 - 400
11	3	Rena	2:26.48	0:28.25	54.2 (1980 - 1800)	2:26.48	2:14.68 [8]	1:59.70 [9]	1:45.15 [9]	1:31.31 [9]	1:16.24 [8]	1:01.53 [7]	0:47.28 [8]
	(3)	John R Dunn	30.6L (+6)	0:47.28	1400-1200 (0:13.85)	(0:11.80)	(0:14.98)	(0:14.55)	(0:13.85)	(0:15.07)	(0:14.71)	(0:14.25)	(0:15.66)

Scratched: Elektra King (#9)

Report Created: Fri 12 June 2026

(Note: Races are conducted over an approximate distance as close as possible to the advertised distance, and recorded data may vary accordingly. Official times refer to race times only and do not include handicap times.)

[ ] Position in running at each section and finish  
 TAB# Saddle cloth number  
 -:-:- No data available at this section  
 BAR# Barrier/Gate Position  
 NA No data available  
 DNF Did not finish  
 DNT Did not track  
 DT-W Distance travelled compared to winner in metres

Fastest split  
 Fastest section



# NZ Metropolitan Trotting Club Inc Harness

Race 7: PASCOES THE JEWELLERS SILK ROAD FINAL (MOB PACE) - 1980m

12 June 2026 - 8:07PM

Weather: Showers



Field Times                      0:28.83      0:14.54  
(Race Tempo)                    (0:14.28)    (0:14.54)

Rank	TAB#	Horse	Overall Time	First 400m	Top Speed km/h (Section)	L400	L200						
	(BAR#)	Driver	Margin (DT-W)	Last 600m	Fastest Section (Time)	400 - 200	200 - Finish						
1	7	Cherish Me	2:21.13	0:26.93	55.6 (1980 - 1800)	0:28.83 [1]	0:14.54 [1]						
	(7)	C J Dalgety		0:43.19	800-600 (0:13.88)	(0:14.28)	(0:14.54)						
2	12	Seeking Clarity	2:21.13	0:27.93	54.7 (1980 - 1800)	0:28.71 [2]	0:14.48 [2]						
	(12)	M J Williamson	0.0L (+13)	0:43.20	800-600 (0:13.72)	(0:14.22)	(0:14.48)						
3	6	Cinderella Franco	2:21.34	0:26.65	56.8 (1980 - 1800)	0:28.60 [3]	0:14.38 [3]						
	(6)	Craig D Thornley	1.2L (-8)	0:43.09	800-600 (0:13.88)	(0:14.21)	(0:14.38)						
4	5	Bettor Than Lizzy	2:21.43	0:26.97	57.4 (1980 - 1800)	0:28.38 [5]	0:14.21 [4]						
	(5)	J W Cox	1.7L (-6)	0:42.84	800-600 (0:13.93)	(0:14.17)	(0:14.21)						
5	1	Admor Ella	2:21.83	0:27.35	55.4 (1980 - 1800)	0:28.44 [6]	0:14.10 [7]						
	(1)	R T May	4.0L (-2)	0:42.72	200-0 (0:14.10)	(0:14.34)	(0:14.10)						
6	10	Zarlina	2:22.01	0:27.73	55.4 (1980 - 1800)	0:28.34 [7]	0:14.30 [6]						
	(10)	B T Hope	5.1L (-6)	0:42.59	400-200 (0:14.04)	(0:14.04)	(0:14.30)						
7	11	Show Stopper	2:22.49	0:27.67	55.7 (1980 - 1800)	0:29.72 [4]	0:15.10 [5]						
	(11)	K A Butt	7.8L (+12)	0:44.26	1400-1200 (0:13.97)	(0:14.62)	(0:15.10)						
8	4	Molly Maeve Estelle	2:23.80	0:28.67	52.6 (1980 - 1800)	0:29.46 [8]	0:15.10 [8]						
	(4)	S E O'Reilly	15.3L (+15)	0:44.32	1400-1200 (0:13.84)	(0:14.36)	(0:15.10)						
9	8	Vincent Reactress	2:25.60	0:28.80	53.1 (1980 - 1800)	0:31.16 [9]	0:16.15 [9]						
	(8)	W J House	25.6L (-3)	0:45.82	1400-1200 (0:13.98)	(0:15.01)	(0:16.15)						
10	2	Lilac Luxury	2:26.33	0:27.25	54.7 (1980 - 1800)	0:31.84 [10]	0:16.13 [10]						
	(2)	R D Close	29.7L (+8)	0:47.46	1400-1200 (0:14.00)	(0:15.70)	(0:16.13)						

Scratched: Elektra King (#9)

Report Created: Fri 12 June 2026

(Note: Races are conducted over an approximate distance as close as possible to the advertised distance, and recorded data may vary accordingly. Official times refer to race times only and do not include handicap times.)

[ ] Position in running at each section and finish    TAB# Saddle cloth number  
 -:-:- No data available at this section                    BAR# Barrier/Gate Position  
 NA No data available    DNF Did not finish  
 DNT Did not track    DT-W Distance travelled compared to winner in metres

Fastest split  
 Fastest section



NZ Metropolitan Trotting Club Inc Harness  
 Race 7: PASCOES THE JEWELLERS SILK ROAD FINAL (MOB PACE) - 1980m  
 12 June 2026 - 8:07PM



Weather: Showers

Field Times                      0:28.83      0:14.54  
 (Race Tempo)                    (0:14.28)    (0:14.54)

Rank	TAB#	Horse	Overall Time	First 400m	Top Speed km/h (Section)	L400	L200						
	(BAR#)	Driver	Margin (DT-W)	Last 600m	Fastest Section (Time)	400 - 200	200 - Finish						
11	3	Rena	2:26.48	0:28.25	54.2 (1980 - 1800)	0:31.63 [11]	0:15.76 [11]						
	(3)	John R Dunn	30.6L (+6)	0:47.28	1400-1200 (0:13.85)	(0:15.86)	(0:15.76)						

Scratched: Elektra King (#9)

Report Created: Fri 12 June 2026

(Note: Races are conducted over an approximate distance as close as possible to the advertised distance, and recorded data may vary accordingly. Official times refer to race times only and do not include handicap times.)

[ ] Position in running at each section and finish    TAB# Saddle cloth number

-:-:- No data available at this section

NA No data available

DNT Did not track

BAR# Barrier/Gate Position

DNF Did not finish

DT-W Distance travelled compared to winner in metres

Fastest split

Fastest section

Horse/Jockey Name	Cherish Me/C J Dalgety
Finish Rank	1
Fastest Section Time (Section)	0:13.88 (800-600)
Top Speed [km/h] (Section)	55.6 (1980 - 1800)
Race State	Finished



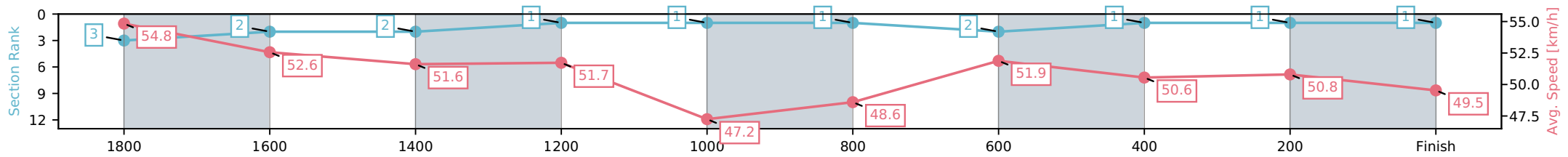
NZ Metropolitan Trotting Club Inc Harness  
 Race 7: PASCOES THE JEWELLERS SILK ROAD FINAL  
 (MOB PACE) - 1980m



12 June 2026 - 8:07PM

Weather: Showers

Section	L1980	L1800	L1600	L1400	L1200	L1000	L800	L600	L400	L200
Section Times	2:21.13 (0:11.36)	2:09.77 [3] (0:14.09)	1:55.68 [2] (0:14.33)	1:41.35 [2] (0:13.91)	1:27.44 [1] (0:15.40)	1:12.04 [1] (0:14.95)	0:57.08 [1] (0:13.88)	0:43.20 [2] (0:14.37)	0:28.83 [1] (0:14.28)	0:14.54 [1] (0:14.54)
Average Speed [km/h]	54.8	52.6	51.6	51.7	47.2	48.6	51.9	50.6	50.8	49.5
Top Speed [km/h]	55.6	54.2	53.7	54.1	49.1	50.2	52.5	51.4	51.1	50.8
Avg. Dist. to Rail [m]	10.8	4.8	3.5	4.6	1.4	1.2	1.6	1.4	1.6	5.2



- [ ] Ranking at each section and finish
- :-:- No data available at this section
- NA No data available

Horse/Jockey Name	Seeking Clarity/M J Williamson
Finish Rank	2
Fastest Section Time (Section)	0:13.72 (800-600)
Top Speed [km/h] (Section)	54.7 (1980 - 1800)
Race State	Finished



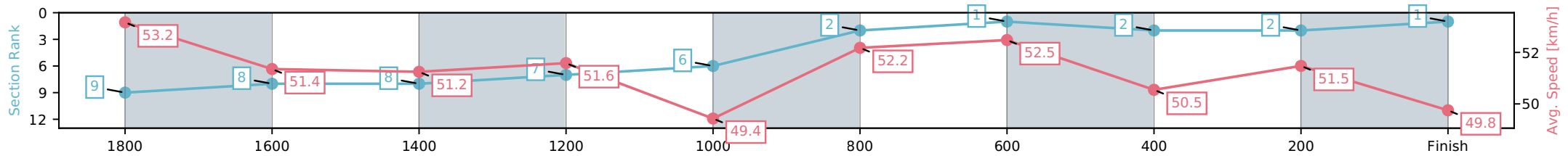
NZ Metropolitan Trotting Club Inc Harness  
 Race 7: PASCOES THE JEWELLERS SILK ROAD FINAL  
 (MOB PACE) - 1980m



12 June 2026 - 8:07PM

Weather: Showers

Section	L1980	L1800	L1600	L1400	L1200	L1000	L800	L600	L400	L200
Section Times	2:21.13 (0:12.06)	2:09.07 [9] (0:14.30)	1:54.76 [8] (0:14.45)	1:40.31 [8] (0:13.95)	1:26.36 [7] (0:15.08)	1:11.29 [6] (0:14.36)	0:56.93 [2] (0:13.72)	0:43.21 [1] (0:14.50)	0:28.71 [2] (0:14.22)	0:14.48 [2] (0:14.48)
Average Speed [km/h]	53.2	51.4	51.2	51.6	49.4	52.2	52.5	50.5	51.5	49.8
Top Speed [km/h]	54.7	53.6	52.3	52.2	52.0	53.5	53.7	51.8	51.8	51.1
Avg. Dist. to Rail [m]	11.6	3.1	3.7	6.0	4.3	5.2	3.6	2.7	3.0	6.6



- [ ] Ranking at each section and finish
- :-:- No data available at this section
- NA No data available

Horse/Jockey Name	Cinderella Franco/Craig D Thornley
Finish Rank	3
Fastest Section Time (Section)	0:13.88 (800-600)
Top Speed [km/h] (Section)	56.8 (1980 - 1800)
Race State	Finished



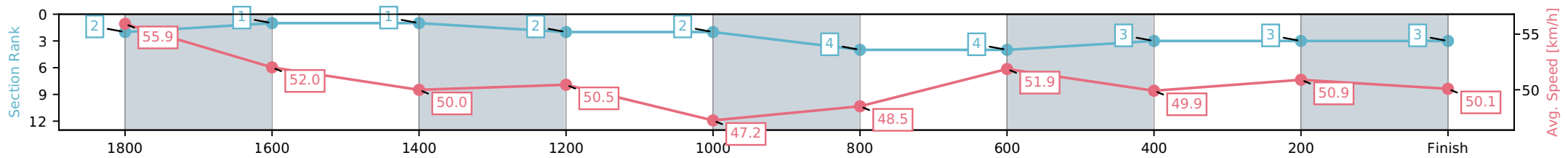
NZ Metropolitan Trotting Club Inc Harness  
 Race 7: PASCOES THE JEWELLERS SILK ROAD FINAL  
 (MOB PACE) - 1980m



12 June 2026 - 8:07PM

Weather: Showers

Section	L1980	L1800	L1600	L1400	L1200	L1000	L800	L600	L400	L200
Section Times	2:21.34 (0:11.20)	2:10.14 [2] (0:13.99)	1:56.16 [1] (0:14.55)	1:41.60 [1] (0:14.26)	1:27.34 [2] (0:15.40)	1:11.94 [2] (0:14.96)	0:56.98 [4] (0:13.88)	0:43.10 [4] (0:14.50)	0:28.60 [3] (0:14.21)	0:14.38 [3] (0:14.38)
Average Speed [km/h]	55.9	52.0	50.0	50.5	47.2	48.5	51.9	49.9	50.9	50.1
Top Speed [km/h]	56.8	55.8	50.6	51.2	49.3	50.3	52.7	51.0	51.5	51.3
Avg. Dist. to Rail [m]	8.9	2.3	1.6	3.6	1.3	1.2	1.5	1.0	1.0	3.1



- [ ] Ranking at each section and finish
- :-:- No data available at this section
- NA No data available

Horse/Jockey Name	Better Than Lizzy/J W Cox
Finish Rank	4
Fastest Section Time (Section)	0:13.93 (800-600)
Top Speed [km/h] (Section)	57.4 (1980 - 1800)
Race State	Finished



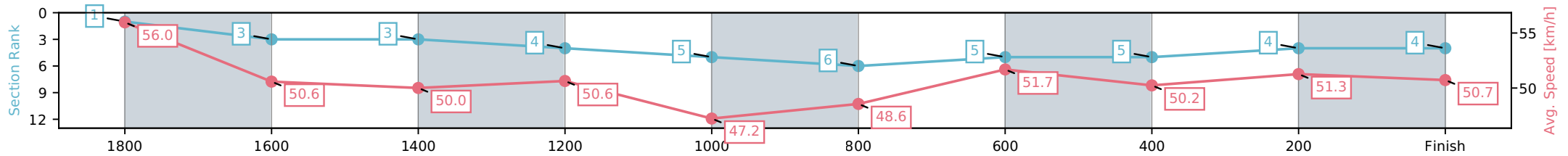
NZ Metropolitan Trotting Club Inc Harness  
 Race 7: PASCOES THE JEWELLERS SILK ROAD FINAL  
 (MOB PACE) - 1980m



12 June 2026 - 8:07PM

Weather: Showers

Section	L1980	L1800	L1600	L1400	L1200	L1000	L800	L600	L400	L200
Section Times	2:21.43 (0:11.09)	2:10.34 [1] (0:14.37)	1:55.97 [3] (0:14.61)	1:41.36 [3] (0:14.22)	1:27.14 [4] (0:15.42)	1:11.73 [5] (0:14.96)	0:56.77 [6] (0:13.93)	0:42.84 [5] (0:14.46)	0:28.38 [5] (0:14.17)	0:14.21 [4] (0:14.21)
Average Speed [km/h]	56.0	50.6	50.0	50.6	47.2	48.6	51.7	50.2	51.3	50.7
Top Speed [km/h]	57.4	53.4	50.9	51.4	49.1	50.0	52.4	51.6	52.3	52.2
Avg. Dist. to Rail [m]	7.0	1.7	2.0	3.8	1.4	1.3	1.8	1.5	1.8	7.6



- [ ] Ranking at each section and finish
- :-:- No data available at this section
- NA No data available

Horse/Jockey Name	Admor Ella/R T May
Finish Rank	5
Fastest Section Time (Section)	0:14.10 (200-0)
Top Speed [km/h] (Section)	55.4 (1980 - 1800)
Race State	Finished



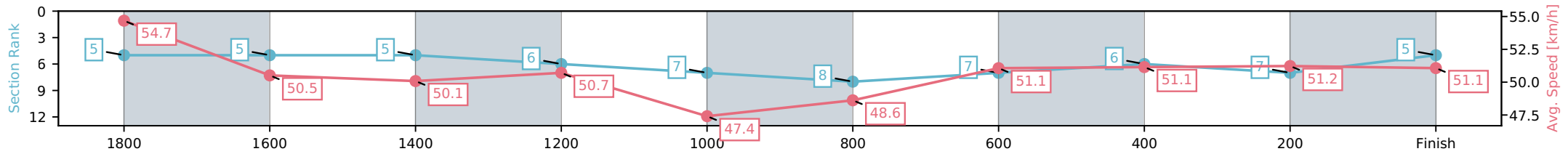
NZ Metropolitan Trotting Club Inc Harness  
 Race 7: PASCOES THE JEWELLERS SILK ROAD FINAL  
 (MOB PACE) - 1980m



12 June 2026 - 8:07PM

Weather: Showers

Section	L1980	L1800	L1600	L1400	L1200	L1000	L800	L600	L400	L200
Section Times	2:21.83 (0:11.53)	2:10.30 [5] (0:14.32)	1:55.98 [5] (0:14.61)	1:41.37 [5] (0:14.19)	1:27.17 [6] (0:15.44)	1:11.74 [7] (0:14.91)	0:56.82 [8] (0:14.10)	0:42.72 [7] (0:14.28)	0:28.44 [6] (0:14.34)	0:14.10 [7] (0:14.10)
Average Speed [km/h]	54.7	50.5	50.1	50.7	47.4	48.6	51.1	51.1	51.2	51.1
Top Speed [km/h]	55.4	53.9	51.3	51.3	49.2	50.0	51.7	51.8	52.0	52.2
Avg. Dist. to Rail [m]	2.1	0.6	2.3	4.4	2.1	1.2	1.8	1.9	3.2	4.9



- [ ] Ranking at each section and finish
- :-:- No data available at this section
- NA No data available

Horse/Jockey Name	Zarlini/B T Hope
Finish Rank	6
Fastest Section Time (Section)	0:14.04 (400-200)
Top Speed [km/h] (Section)	55.4 (1980 - 1800)
Race State	Finished



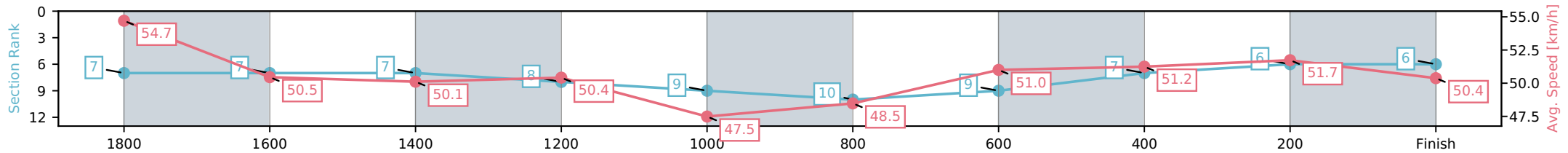
NZ Metropolitan Trotting Club Inc Harness  
 Race 7: PASCOES THE JEWELLERS SILK ROAD FINAL  
 (MOB PACE) - 1980m



12 June 2026 - 8:07PM

Weather: Showers

Section	L1980	L1800	L1600	L1400	L1200	L1000	L800	L600	L400	L200
Section Times	2:22.01 (0:11.76)	2:10.24 [7] (0:14.39)	1:55.85 [7] (0:14.54)	1:41.31 [7] (0:14.28)	1:27.03 [8] (0:15.34)	1:11.69 [9] (0:14.99)	0:56.70 [10] (0:14.12)	0:42.58 [9] (0:14.25)	0:28.34 [7] (0:14.04)	0:14.30 [6] (0:14.30)
Average Speed [km/h]	54.7	50.5	50.1	50.4	47.5	48.5	51.0	51.2	51.7	50.4
Top Speed [km/h]	55.4	54.3	51.3	50.9	49.6	50.1	51.8	51.6	52.5	52.5
Avg. Dist. to Rail [m]	1.9	1.3	1.7	3.6	1.5	1.3	1.7	1.9	1.3	1.8



- [ ] Ranking at each section and finish
- :-:- No data available at this section
- NA No data available

Horse/Jockey Name	Show Stopper/K A Butt
Finish Rank	7
Fastest Section Time (Section)	0:13.97 (1400-1200)
Top Speed [km/h] (Section)	55.7 (1980 - 1800)
Race State	Finished



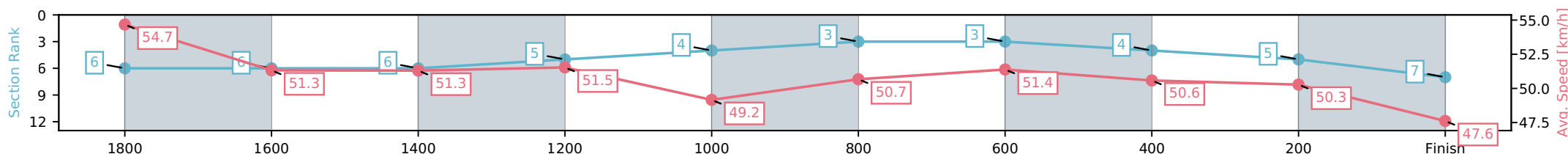
NZ Metropolitan Trotting Club Inc Harness  
 Race 7: PASCOES THE JEWELLERS SILK ROAD FINAL  
 (MOB PACE) - 1980m



12 June 2026 - 8:07PM

Weather: Showers

Section	L1980	L1800	L1600	L1400	L1200	L1000	L800	L600	L400	L200
Section Times	2:22.49 (0:11.76)	2:10.73 [6] (0:14.32)	1:56.40 [6] (0:14.44)	1:41.96 [6] (0:13.97)	1:27.99 [5] (0:15.08)	1:12.91 [4] (0:14.64)	0:58.27 [3] (0:14.02)	0:44.26 [3] (0:14.54)	0:29.72 [4] (0:14.62)	0:15.10 [5] (0:15.10)
Average Speed [km/h]	54.7	51.3	51.3	51.5	49.2	50.7	51.4	50.6	50.3	47.6
Top Speed [km/h]	55.7	54.3	52.1	52.1	51.8	52.0	52.4	51.2	50.6	49.8
Avg. Dist. to Rail [m]	7.7	3.2	3.7	5.8	3.6	4.0	3.5	3.2	3.4	7.4



- [ ] Ranking at each section and finish
- :-:- No data available at this section
- NA No data available

Horse/Jockey Name	Molly Maeve Estelle/S E O'Reilly
Finish Rank	8
Fastest Section Time (Section)	0:13.84 (1400-1200)
Top Speed [km/h] (Section)	52.6 (1980 - 1800)
Race State	Finished



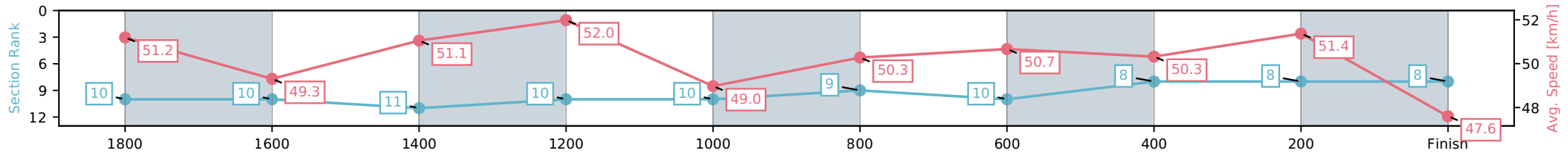
NZ Metropolitan Trotting Club Inc Harness  
 Race 7: PASCOES THE JEWELLERS SILK ROAD FINAL  
 (MOB PACE) - 1980m



12 June 2026 - 8:07PM

Weather: Showers

Section	L1980	L1800	L1600	L1400	L1200	L1000	L800	L600	L400	L200
Section Times	2:23.80 (0:12.22)	2:11.58 [10] (0:14.95)	1:56.63 [10] (0:14.46)	1:42.17 [11] (0:13.84)	1:28.33 [10] (0:15.13)	1:13.20 [10] (0:14.66)	0:58.53 [9] (0:14.21)	0:44.32 [10] (0:14.86)	0:29.46 [8] (0:14.36)	0:15.10 [8] (0:15.10)
Average Speed [km/h]	51.2	49.3	51.1	52.0	49.0	50.3	50.7	50.3	51.4	47.6
Top Speed [km/h]	52.6	51.1	52.1	52.5	52.0	52.4	51.1	51.0	52.4	52.2
Avg. Dist. to Rail [m]	6.2	3.8	3.4	6.2	3.6	3.2	3.8	5.3	3.4	3.6



- [ ] Ranking at each section and finish
- :-:- No data available at this section
- NA No data available

Horse/Jockey Name	Vincent Reactress/W J House
Finish Rank	9
Fastest Section Time (Section)	0:13.98 (1400-1200)
Top Speed [km/h] (Section)	53.1 (1980 - 1800)
Race State	Finished



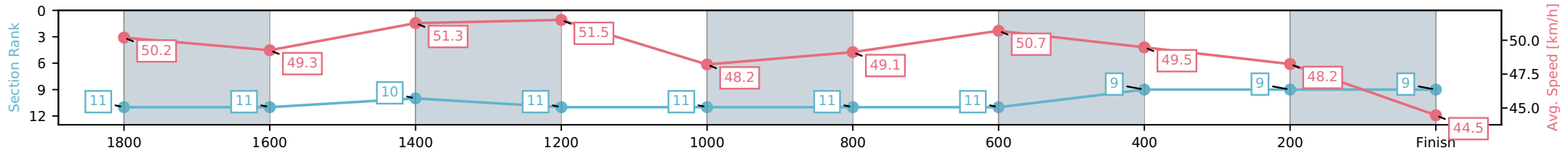
NZ Metropolitan Trotting Club Inc Harness  
 Race 7: PASCOES THE JEWELLERS SILK ROAD FINAL  
 (MOB PACE) - 1980m



12 June 2026 - 8:07PM

Weather: Showers

Section	L1980	L1800	L1600	L1400	L1200	L1000	L800	L600	L400	L200
Section Times	2:25.60 (0:12.44)	2:13.16 [11] (0:14.93)	1:58.23 [11] (0:14.15)	1:44.08 [10] (0:13.98)	1:30.10 [11] (0:15.11)	1:14.99 [11] (0:14.96)	1:00.02 [11] (0:14.20)	0:45.82 [11] (0:14.66)	0:31.16 [9] (0:15.01)	0:16.15 [9] (0:16.15)
Average Speed [km/h]	50.2	49.3	51.3	51.5	48.2	49.1	50.7	49.5	48.2	44.5
Top Speed [km/h]	53.1	50.5	52.3	52.3	50.8	50.2	51.2	50.8	48.8	47.8
Avg. Dist. to Rail [m]	12.4	4.0	1.2	3.7	1.5	2.6	3.4	1.5	1.1	3.0



- [ ] Ranking at each section and finish
- :-:- No data available at this section
- NA No data available

Horse/Jockey Name	Lilac Luxury/R D Close
Finish Rank	10
Fastest Section Time (Section)	0:14.00 (1400-1200)
Top Speed [km/h] (Section)	54.7 (1980 - 1800)
Race State	Finished



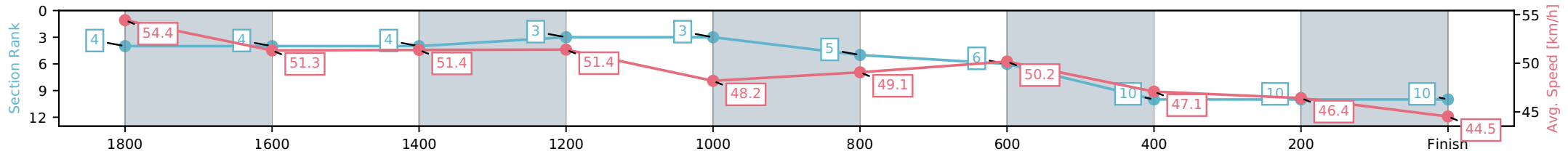
NZ Metropolitan Trotting Club Inc Harness  
 Race 7: PASCOES THE JEWELLERS SILK ROAD FINAL  
 (MOB PACE) - 1980m



12 June 2026 - 8:07PM

Weather: Showers

Section	L1980	L1800	L1600	L1400	L1200	L1000	L800	L600	L400	L200
Section Times	2:26.33 (0:11.47)	2:14.86 [4] (0:14.30)	2:00.56 [4] (0:14.43)	1:46.14 [4] (0:14.00)	1:32.14 [3] (0:15.31)	1:16.83 [3] (0:15.01)	1:01.82 [5] (0:14.35)	0:47.46 [6] (0:15.63)	0:31.84 [10] (0:15.70)	0:16.13 [10] (0:16.13)
Average Speed [km/h]	54.4	51.3	51.4	51.4	48.2	49.1	50.2	47.1	46.4	44.5
Top Speed [km/h]	54.7	54.2	52.3	52.1	49.9	50.2	50.7	48.5	47.1	46.1
Avg. Dist. to Rail [m]	4.8	3.0	3.8	5.8	3.1	3.1	3.6	3.2	1.9	3.9



- [ ] Ranking at each section and finish
- :-:- No data available at this section
- NA No data available

Horse/Jockey Name	Rena/John R Dunn
Finish Rank	11
Fastest Section Time (Section)	0:13.85 (1400-1200)
Top Speed [km/h] (Section)	54.2 (1980 - 1800)
Race State	Finished



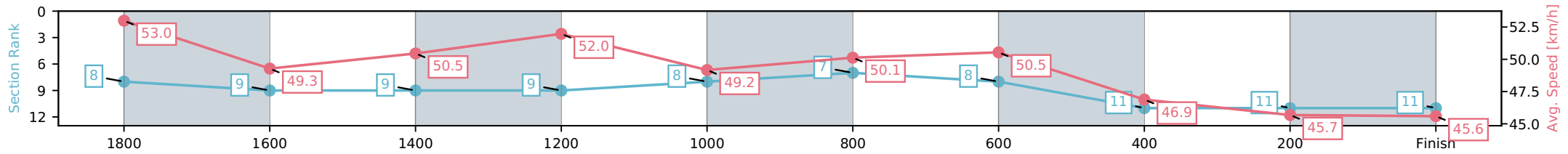
NZ Metropolitan Trotting Club Inc Harness  
 Race 7: PASCOES THE JEWELLERS SILK ROAD FINAL  
 (MOB PACE) - 1980m



12 June 2026 - 8:07PM

Weather: Showers

Section	L1980	L1800	L1600	L1400	L1200	L1000	L800	L600	L400	L200
Section Times	2:26.48 (0:11.80)	2:14.68 [8] (0:14.98)	1:59.70 [9] (0:14.55)	1:45.15 [9] (0:13.85)	1:31.31 [9] (0:15.07)	1:16.24 [8] (0:14.71)	1:01.53 [7] (0:14.25)	0:47.28 [8] (0:15.66)	0:31.63 [11] (0:15.86)	0:15.76 [11] (0:15.76)
Average Speed [km/h]	53.0	49.3	50.5	52.0	49.2	50.1	50.5	46.9	45.7	45.6
Top Speed [km/h]	54.2	50.7	52.0	52.6	51.5	51.8	51.8	49.4	47.2	47.4
Avg. Dist. to Rail [m]	9.7	4.0	2.8	6.1	3.5	3.3	3.7	3.0	1.7	6.8



- [ ] Ranking at each section and finish
- :-:- No data available at this section
- NA No data available