



NZ Metropolitan Trotting Club Inc Harness
 Race 8: TOUCHDOWN CAR RENTALS HANDICAP PACE - 2600m
 12 June 2026 - 8:29PM



Weather: Showers

Field Times (Race Tempo) 3:13.14 (0:16.31) 2:56.83 (0:14.88) 2:41.95 (0:15.41) 2:26.54 (0:15.05) 2:11.49 (0:15.20) 1:56.29 (0:14.39) 1:41.90 (0:15.15) 1:26.75 (0:15.56)

Rank	TAB#	Horse	Overall Time	First 400m	Top Speed km/h (Section)	L2600	L2400	L2200	L2000	L1800	L1600	L1400	L1200
	(BAR#)	Driver	Margin (DT-W)	Last 600m	Fastest Section (Time)	Start - 2400	2400 - 2200	2200 - 2000	2000 - 1800	1800 - 1600	1600 - 1400	1400 - 1200	1200 - 1000
1	10	Mo'unga	3:13.14	0:33.73	55.5 (200-0)	3:13.14	2:53.66 [9]	2:39.41 [9]	2:24.34 [9]	2:09.42 [9]	1:54.67 [9]	1:40.19 [9]	1:25.38 [8]
	(1)	R D Close		0:41.61	200-0 (0:13.47)	(0:19.48)	(0:14.25)	(0:15.08)	(0:14.92)	(0:14.75)	(0:14.48)	(0:14.81)	(0:15.27)
2	8	Renegade	3:13.35	0:33.12	54.3 (200-0)	3:13.35	2:55.03 [7]	2:40.23 [7]	2:24.89 [7]	2:10.05 [7]	1:55.08 [7]	1:40.53 [7]	1:25.88 [6]
	(1)	S W Hill	1.2L (+28)	0:42.19	800-600 (0:13.78)	(0:18.32)	(0:14.80)	(0:15.34)	(0:14.83)	(0:14.97)	(0:14.55)	(0:14.65)	(0:15.33)
3	4	Moonlite Blood	3:13.58	0:32.34	55.0 (400-200)	3:13.58	2:56.06 [4]	2:41.23 [4]	2:25.75 [4]	2:10.82 [4]	1:55.83 [4]	1:41.35 [4]	1:26.21 [5]
	(4)	R T May	2.5L (+4)	0:42.12	200-0 (0:13.71)	(0:17.52)	(0:14.82)	(0:15.48)	(0:14.93)	(0:15.00)	(0:14.48)	(0:15.14)	(0:15.54)
4	3	Mystery Beach	3:13.66	0:31.19	52.9 (200-0)	3:13.66	2:57.35 [1]	2:42.47 [1]	2:27.06 [1]	2:12.01 [1]	1:56.79 [2]	1:42.13 [2]	1:26.96 [2]
	(3)	B N Orange	3.0L (+5)	0:42.77	800-600 (0:14.00)	(0:16.31)	(0:14.88)	(0:15.41)	(0:15.05)	(0:15.22)	(0:14.66)	(0:15.17)	(0:15.54)
5	9	Da Vinci	3:13.75	0:33.50	55.0 (400-200)	3:13.75	2:54.86 [8]	2:40.26 [8]	2:25.14 [8]	2:10.32 [8]	1:55.36 [8]	1:40.84 [8]	1:25.72 [9]
	(2)	C R Ferguson	3.5L (+18)	0:42.04	800-600 (0:13.72)	(0:18.89)	(0:14.61)	(0:15.11)	(0:14.82)	(0:14.96)	(0:14.52)	(0:15.12)	(0:15.38)
6	2	The Coalman	3:13.76	0:31.63	53.4 (200-0)	3:13.76	2:56.95 [2]	2:42.13 [2]	2:26.79 [2]	2:11.73 [2]	1:56.55 [3]	1:41.93 [3]	1:26.74 [3]
	(2)	S J Ottley	3.5L (+4)	0:42.58	200-0 (0:13.99)	(0:16.81)	(0:14.82)	(0:15.34)	(0:15.06)	(0:15.18)	(0:14.62)	(0:15.19)	(0:15.57)
7	7	Radha	3:14.04	0:32.82	53.0 (400-200)	3:14.04	2:56.18 [5]	2:41.22 [6]	2:25.89 [5]	2:11.06 [5]	1:56.09 [5]	1:41.52 [5]	1:26.87 [4]
	(U1)	John R Dunn	5.1L (+27)	0:43.17	800-600 (0:13.80)	(0:17.86)	(0:14.96)	(0:15.33)	(0:14.83)	(0:14.98)	(0:14.57)	(0:14.64)	(0:15.32)
8	6	Rock Band	3:14.43	0:32.78	53.5 (200-0)	3:14.43	2:56.43 [6]	2:41.65 [5]	2:26.28 [6]	2:11.37 [6]	1:56.38 [6]	1:41.88 [6]	1:26.72 [7]
	(2)	A M Butt	7.4L (+0)	0:42.59	800-600 (0:14.01)	(0:18.00)	(0:14.78)	(0:15.37)	(0:14.91)	(0:15.00)	(0:14.49)	(0:15.16)	(0:15.56)
9	1	Semba	3:14.99	0:31.97	53.3 (1600-1400)	3:14.99	2:57.85 [3]	2:43.02 [3]	2:27.68 [3]	2:12.62 [3]	1:58.14 [1]	1:43.75 [1]	1:28.60 [1]
	(1)	T M Williams	10.6L (+7)	0:44.36	800-600 (0:14.02)	(0:17.14)	(0:14.83)	(0:15.35)	(0:15.06)	(0:14.48)	(0:14.39)	(0:15.16)	(0:15.56)

Scratched: Double Time (#5)

Report Created: Fri 12 June 2026

(Note: Races are conducted over an approximate distance as close as possible to the advertised distance, and recorded data may vary accordingly. Official times refer to race times only and do not include handicap times.)

[] Position in running at each section and finish TAB# Saddle cloth number

Fastest split

-:-:- No data available at this section

BAR# Barrier/Gate Position

Fastest section

NA No data available

DNF Did not finish

DNT Did not track

DT-W Distance travelled compared to winner in metres



NZ Metropolitan Trotting Club Inc Harness
 Race 8: TOUCHDOWN CAR RENTALS HANDICAP PACE - 2600m
 12 June 2026 - 8:29PM



Weather: Showers

Field Times (Race Tempo) 1:11.19 (0:14.65) 0:56.54 (0:14.02) 0:42.52 (0:14.38) 0:28.13 (0:14.20) 0:13.94 (0:13.94)

Rank	TAB#	Horse	Overall Time	First 400m	Top Speed km/h (Section)	L1000	L800	L600	L400	L200			
	(BAR#)	Driver	Margin (DT-W)	Last 600m	Fastest Section (Time)	1000 - 800	800 - 600	600 - 400	400 - 200	200 - Finish			
1	10	Mo'unga	3:13.14	0:33.73	55.5 (200-0)	1:10.10 [7]	0:55.50 [7]	0:41.60 [7]	0:27.39 [6]	0:13.47 [5]			
	(1)	R D Close		0:41.61	200-0 (0:13.47)	(0:14.61)	(0:13.89)	(0:14.22)	(0:13.92)	(0:13.47)			
2	8	Renegade	3:13.35	0:33.12	54.3 (200-0)	1:10.55 [5]	0:55.98 [5]	0:42.20 [4]	0:27.87 [4]	0:13.90 [3]			
	(1)	S W Hill	1.2L (+28)	0:42.19	800-600 (0:13.78)	(0:14.57)	(0:13.78)	(0:14.32)	(0:13.97)	(0:13.90)			
3	4	Moonlite Blood	3:13.58	0:32.34	55.0 (400-200)	1:10.67 [6]	0:56.12 [6]	0:42.12 [6]	0:27.71 [7]	0:13.71 [7]			
	(4)	R T May	2.5L (+4)	0:42.12	200-0 (0:13.71)	(0:14.55)	(0:14.01)	(0:14.41)	(0:14.00)	(0:13.71)			
4	3	Mystery Beach	3:13.66	0:31.19	52.9 (200-0)	1:11.42 [2]	0:56.78 [2]	0:42.77 [3]	0:28.38 [3]	0:14.09 [4]			
	(3)	B N Orange	3.0L (+5)	0:42.77	800-600 (0:14.00)	(0:14.64)	(0:14.00)	(0:14.39)	(0:14.29)	(0:14.09)			
5	9	Da Vinci	3:13.75	0:33.50	55.0 (400-200)	1:10.34 [9]	0:55.76 [9]	0:42.04 [8]	0:27.67 [8]	0:13.75 [8]			
	(2)	C R Ferguson	3.5L (+18)	0:42.04	800-600 (0:13.72)	(0:14.58)	(0:13.72)	(0:14.37)	(0:13.92)	(0:13.75)			
6	2	The Coalman	3:13.76	0:31.63	53.4 (200-0)	1:11.17 [4]	0:56.58 [4]	0:42.57 [5]	0:28.18 [5]	0:13.99 [6]			
	(2)	S J Ottley	3.5L (+4)	0:42.58	200-0 (0:13.99)	(0:14.59)	(0:14.01)	(0:14.39)	(0:14.20)	(0:13.99)			
7	7	Radha	3:14.04	0:32.82	53.0 (400-200)	1:11.55 [3]	0:56.97 [3]	0:43.17 [2]	0:28.85 [2]	0:14.84 [1]			
	(U1)	John R Dunn	5.1L (+27)	0:43.17	800-600 (0:13.80)	(0:14.58)	(0:13.80)	(0:14.32)	(0:14.01)	(0:14.84)			
8	6	Rock Band	3:14.43	0:32.78	53.5 (200-0)	1:11.16 [8]	0:56.61 [8]	0:42.60 [9]	0:28.27 [9]	0:14.19 [9]			
	(2)	A M Butt	7.4L (+0)	0:42.59	800-600 (0:14.01)	(0:14.55)	(0:14.01)	(0:14.32)	(0:14.08)	(0:14.19)			
9	1	Semba	3:14.99	0:31.97	53.3 (1600-1400)	1:13.04 [1]	0:58.39 [1]	0:44.37 [1]	0:29.98 [1]	0:15.56 [2]			
	(1)	T M Williams	10.6L (+7)	0:44.36	800-600 (0:14.02)	(0:14.65)	(0:14.02)	(0:14.38)	(0:14.42)	(0:15.56)			

Scratched: Double Time (#5)

Report Created: Fri 12 June 2026

(Note: Races are conducted over an approximate distance as close as possible to the advertised distance, and recorded data may vary accordingly. Official times refer to race times only and do not include handicap times.)

[] Position in running at each section and finish
 TAB# Saddle cloth number
 -:-- No data available at this section
 NA No data available
 DNT Did not track

BAR# Barrier/Gate Position
 DNF Did not finish
 DT-W Distance travelled compared to winner in metres

Fastest split
 Fastest section

data processed by TRIPLESDATA

Horse/Jockey Name	Mo'unga/R D Close
Finish Rank	1
Fastest Section Time (Section)	0:13.47 (200-0)
Top Speed [km/h] (Section)	55.5 (200-0)
Race State	Finished



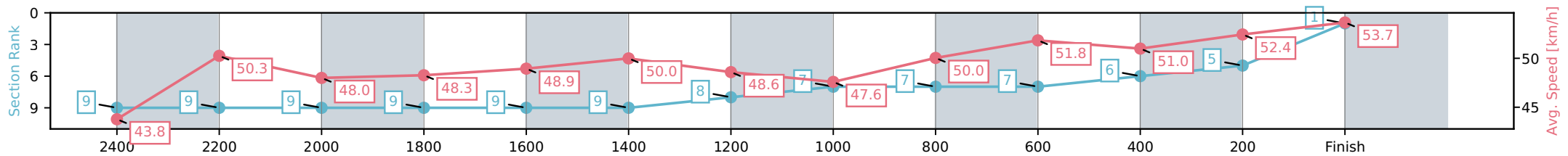
NZ Metropolitan Trotting Club Inc Harness
 Race 8: TOUCHDOWN CAR RENTALS HANDICAP PACE -
 2600m



12 June 2026 - 8:29PM

Weather: Showers

Section	L2600	L2400	L2200	L2000	L1800	L1600	L1400	L1200	L1000	L800	L600	L400	L200
Section Times	3:13.14 (0:19.48)	2:53.66 [9] (0:14.25)	2:39.41 [9] (0:15.08)	2:24.34 [9] (0:14.92)	2:09.42 [9] (0:14.75)	1:54.67 [9] (0:14.48)	1:40.19 [9] (0:14.81)	1:25.38 [8] (0:15.27)	1:10.10 [7] (0:14.61)	0:55.50 [7] (0:13.89)	0:41.60 [7] (0:14.22)	0:27.39 [6] (0:13.92)	0:13.47 [5] (0:13.47)
Average Speed [km/h]	43.8	50.3	48.0	48.3	48.9	50.0	48.6	47.6	50.0	51.8	51.0	52.4	53.7
Top Speed [km/h]	51.8	51.7	50.7	49.0	50.0	50.8	50.3	48.5	51.5	52.4	51.7	55.0	55.5
Avg. Dist. to Rail [m]	3.4	0.8	0.8	2.4	1.2	1.2	3.6	1.3	2.2	2.7	1.5	2.8	7.3



- [] Ranking at each section and finish
- :-:- No data available at this section
- NA No data available

Horse/Jockey Name	Renegade/S W Hill
Finish Rank	2
Fastest Section Time (Section)	0:13.78 (800-600)
Top Speed [km/h] (Section)	54.3 (200-0)
Race State	Finished



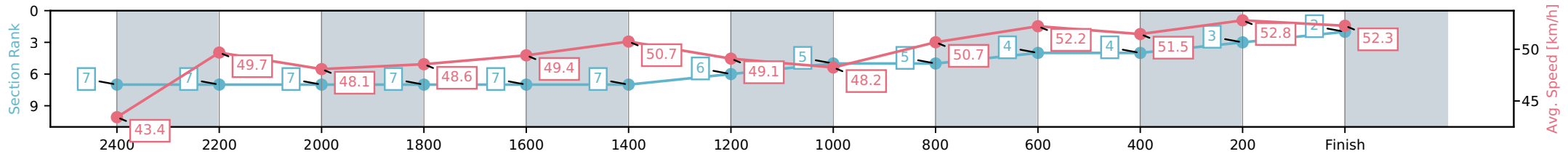
NZ Metropolitan Trotting Club Inc Harness
 Race 8: TOUCHDOWN CAR RENTALS HANDICAP PACE -
 2600m



12 June 2026 - 8:29PM

Weather: Showers

Section	L2600	L2400	L2200	L2000	L1800	L1600	L1400	L1200	L1000	L800	L600	L400	L200
Section Times	3:13.35 (0:18.32)	2:55.03 [7] (0:14.80)	2:40.23 [7] (0:15.34)	2:24.89 [7] (0:14.83)	2:10.05 [7] (0:14.97)	1:55.08 [7] (0:14.55)	1:40.53 [7] (0:14.65)	1:25.88 [6] (0:15.33)	1:10.55 [5] (0:14.57)	0:55.98 [5] (0:13.78)	0:42.20 [4] (0:14.32)	0:27.87 [4] (0:13.97)	0:13.90 [3] (0:13.90)
Average Speed [km/h]	43.4	49.7	48.1	48.6	49.4	50.7	49.1	48.2	50.7	52.2	51.5	52.8	52.3
Top Speed [km/h]	52.7	50.6	49.7	49.3	50.4	51.2	50.8	49.6	52.3	52.9	52.0	54.2	54.3
Avg. Dist. to Rail [m]	4.5	2.7	3.4	4.1	4.4	3.4	5.9	3.4	3.5	4.2	3.5	4.1	7.2



- [] Ranking at each section and finish
- :-:- No data available at this section
- NA No data available

Horse/Jockey Name	Moonlite Blood/R T May
Finish Rank	3
Fastest Section Time (Section)	0:13.71 (200-0)
Top Speed [km/h] (Section)	55.0 (400-200)
Race State	Finished



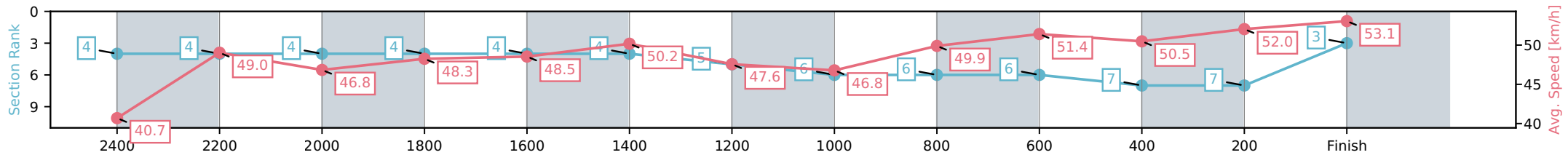
NZ Metropolitan Trotting Club Inc Harness
 Race 8: TOUCHDOWN CAR RENTALS HANDICAP PACE -
 2600m



12 June 2026 - 8:29PM

Weather: Showers

Section	L2600	L2400	L2200	L2000	L1800	L1600	L1400	L1200	L1000	L800	L600	L400	L200
Section Times	3:13.58 (0:17.52)	2:56.06 [4] (0:14.82)	2:41.23 [4] (0:15.48)	2:25.75 [4] (0:14.93)	2:10.82 [4] (0:15.00)	1:55.83 [4] (0:14.48)	1:41.35 [4] (0:15.14)	1:26.21 [5] (0:15.54)	1:10.67 [6] (0:14.55)	0:56.12 [6] (0:14.01)	0:42.12 [6] (0:14.41)	0:27.71 [7] (0:14.00)	0:13.71 [7] (0:13.71)
Average Speed [km/h]	40.7	49.0	46.8	48.3	48.5	50.2	47.6	46.8	49.9	51.4	50.5	52.0	53.1
Top Speed [km/h]	49.8	49.9	48.5	49.1	49.1	50.7	49.8	49.1	51.0	52.6	51.3	55.0	54.9
Avg. Dist. to Rail [m]	6.3	1.3	1.2	1.6	2.0	1.4	3.3	1.2	1.3	2.0	1.7	2.7	9.0



- [] Ranking at each section and finish
- :-:- No data available at this section
- NA No data available

Horse/Jockey Name	Mystery Beach/B N Orange
Finish Rank	4
Fastest Section Time (Section)	0:14.00 (800-600)
Top Speed [km/h] (Section)	52.9 (200-0)
Race State	Finished



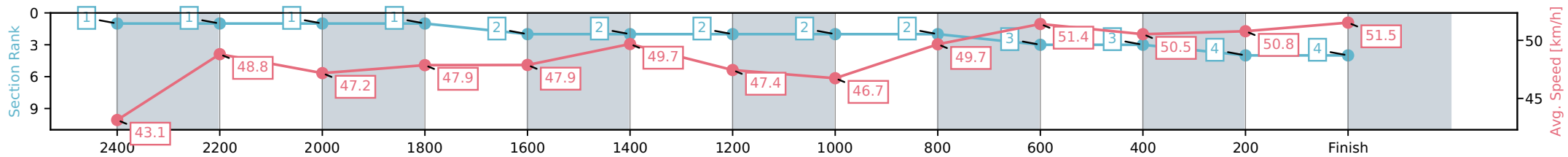
NZ Metropolitan Trotting Club Inc Harness
 Race 8: TOUCHDOWN CAR RENTALS HANDICAP PACE -
 2600m



12 June 2026 - 8:29PM

Weather: Showers

Section	L2600	L2400	L2200	L2000	L1800	L1600	L1400	L1200	L1000	L800	L600	L400	L200
Section Times	3:13.66 (0:16.31)	2:57.35 [1] (0:14.88)	2:42.47 [1] (0:15.41)	2:27.06 [1] (0:15.05)	2:12.01 [1] (0:15.22)	1:56.79 [2] (0:14.66)	1:42.13 [2] (0:15.17)	1:26.96 [2] (0:15.54)	1:11.42 [2] (0:14.64)	0:56.78 [2] (0:14.00)	0:42.77 [3] (0:14.39)	0:28.38 [3] (0:14.29)	0:14.09 [4] (0:14.09)
Average Speed [km/h]	43.1	48.8	47.2	47.9	47.9	49.7	47.4	46.7	49.7	51.4	50.5	50.8	51.5
Top Speed [km/h]	51.5	51.7	47.7	48.0	49.2	50.5	48.1	49.0	50.6	52.1	51.0	52.6	52.9
Avg. Dist. to Rail [m]	5.7	1.2	1.4	1.8	2.1	1.7	3.3	1.2	1.4	1.8	1.6	1.3	2.5



- [] Ranking at each section and finish
- :-:- No data available at this section
- NA No data available

Horse/Jockey Name	Da Vinci/C R Ferguson
Finish Rank	5
Fastest Section Time (Section)	0:13.72 (800-600)
Top Speed [km/h] (Section)	55.0 (400-200)
Race State	Finished



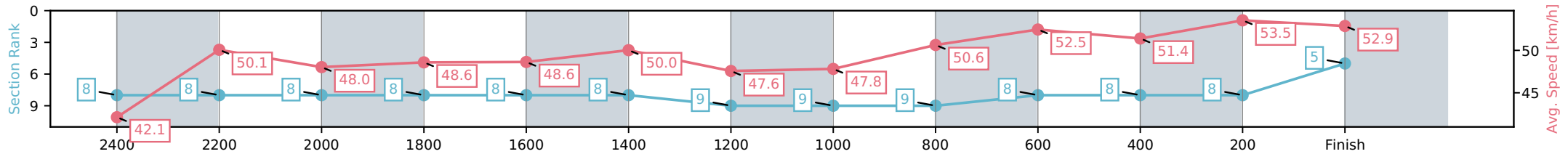
NZ Metropolitan Trotting Club Inc Harness
 Race 8: TOUCHDOWN CAR RENTALS HANDICAP PACE -
 2600m



12 June 2026 - 8:29PM

Weather: Showers

Section	L2600	L2400	L2200	L2000	L1800	L1600	L1400	L1200	L1000	L800	L600	L400	L200
Section Times	3:13.75 (0:18.89)	2:54.86 [8] (0:14.61)	2:40.26 [8] (0:15.11)	2:25.14 [8] (0:14.82)	2:10.32 [8] (0:14.96)	1:55.36 [8] (0:14.52)	1:40.84 [8] (0:15.12)	1:25.72 [9] (0:15.38)	1:10.34 [9] (0:14.58)	0:55.76 [9] (0:13.72)	0:42.04 [8] (0:14.37)	0:27.67 [8] (0:13.92)	0:13.75 [8] (0:13.75)
Average Speed [km/h]	42.1	50.1	48.0	48.6	48.6	50.0	47.6	47.8	50.6	52.5	51.4	53.5	52.9
Top Speed [km/h]	52.2	51.0	51.0	49.4	49.4	50.9	51.0	49.6	52.0	53.7	52.2	55.0	54.9
Avg. Dist. to Rail [m]	5.8	2.1	1.3	1.9	2.0	1.3	3.7	2.6	3.4	4.3	3.8	6.0	11.2



- [] Ranking at each section and finish
- :-:- No data available at this section
- NA No data available

Horse/Jockey Name	The Coalman/S J Ottley
Finish Rank	6
Fastest Section Time (Section)	0:13.99 (200-0)
Top Speed [km/h] (Section)	53.4 (200-0)
Race State	Finished



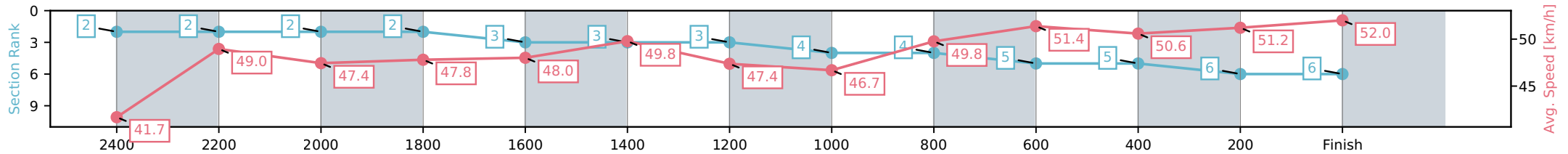
NZ Metropolitan Trotting Club Inc Harness
 Race 8: TOUCHDOWN CAR RENTALS HANDICAP PACE -
 2600m



12 June 2026 - 8:29PM

Weather: Showers

Section	L2600	L2400	L2200	L2000	L1800	L1600	L1400	L1200	L1000	L800	L600	L400	L200
Section Times	3:13.76 (0:16.81)	2:56.95 [2] (0:14.82)	2:42.13 [2] (0:15.34)	2:26.79 [2] (0:15.06)	2:11.73 [2] (0:15.18)	1:56.55 [3] (0:14.62)	1:41.93 [3] (0:15.19)	1:26.74 [3] (0:15.57)	1:11.17 [4] (0:14.59)	0:56.58 [4] (0:14.01)	0:42.57 [5] (0:14.39)	0:28.18 [5] (0:14.20)	0:13.99 [6] (0:13.99)
Average Speed [km/h]	41.7	49.0	47.4	47.8	48.0	49.8	47.4	46.7	49.8	51.4	50.6	51.2	52.0
Top Speed [km/h]	49.9	50.4	48.0	48.0	48.8	50.5	48.2	48.6	50.7	52.3	51.1	53.1	53.4
Avg. Dist. to Rail [m]	4.0	1.1	1.5	1.8	2.1	1.6	3.3	1.3	1.3	1.9	1.7	2.1	6.4



- [] Ranking at each section and finish
- :-:- No data available at this section
- NA No data available

Horse/Jockey Name	Radha/John R Dunn
Finish Rank	7
Fastest Section Time (Section)	0:13.80 (800-600)
Top Speed [km/h] (Section)	53.0 (400-200)
Race State	Finished



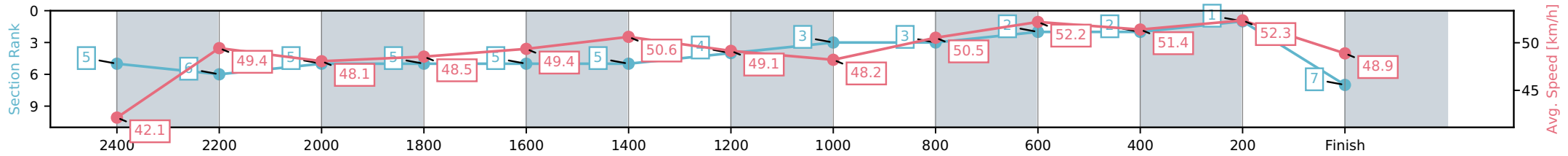
NZ Metropolitan Trotting Club Inc Harness
 Race 8: TOUCHDOWN CAR RENTALS HANDICAP PACE -
 2600m



12 June 2026 - 8:29PM

Weather: Showers

Section	L2600	L2400	L2200	L2000	L1800	L1600	L1400	L1200	L1000	L800	L600	L400	L200
Section Times	3:14.04 (0:17.86)	2:56.18 [5] (0:14.96)	2:41.22 [6] (0:15.33)	2:25.89 [5] (0:14.83)	2:11.06 [5] (0:14.98)	1:56.09 [5] (0:14.57)	1:41.52 [5] (0:14.64)	1:26.87 [4] (0:15.32)	1:11.55 [3] (0:14.58)	0:56.97 [3] (0:13.80)	0:43.17 [2] (0:14.32)	0:28.85 [2] (0:14.01)	0:14.84 [1] (0:14.84)
Average Speed [km/h]	42.1	49.4	48.1	48.5	49.4	50.6	49.1	48.2	50.5	52.2	51.4	52.3	48.9
Top Speed [km/h]	50.7	50.2	49.7	49.1	50.0	51.1	50.9	49.5	52.0	52.7	51.8	53.0	52.8
Avg. Dist. to Rail [m]	10.0	3.5	3.2	4.0	4.2	3.3	5.7	3.3	3.2	4.0	3.3	3.3	5.3



- [] Ranking at each section and finish
- :-:- No data available at this section
- NA No data available

Horse/Jockey Name	Rock Band/A M Butt
Finish Rank	8
Fastest Section Time (Section)	0:14.01 (800-600)
Top Speed [km/h] (Section)	53.5 (200-0)
Race State	Finished



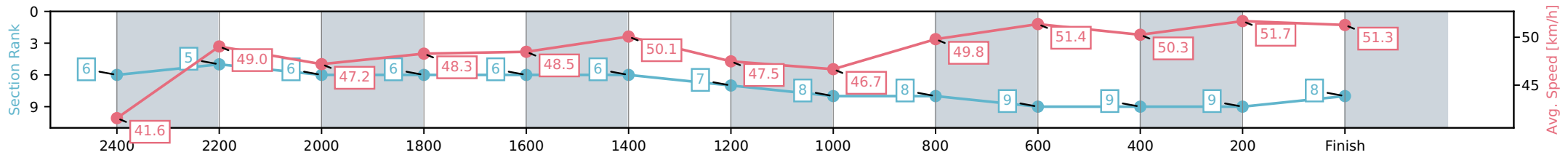
NZ Metropolitan Trotting Club Inc Harness
 Race 8: TOUCHDOWN CAR RENTALS HANDICAP PACE -
 2600m



12 June 2026 - 8:29PM

Weather: Showers

Section	L2600	L2400	L2200	L2000	L1800	L1600	L1400	L1200	L1000	L800	L600	L400	L200
Section Times	3:14.43 (0:18.00)	2:56.43 [6] (0:14.78)	2:41.65 [5] (0:15.37)	2:26.28 [6] (0:14.91)	2:11.37 [6] (0:15.00)	1:56.38 [6] (0:14.49)	1:41.88 [6] (0:15.16)	1:26.72 [7] (0:15.56)	1:11.16 [8] (0:14.55)	0:56.61 [8] (0:14.01)	0:42.60 [9] (0:14.32)	0:28.27 [9] (0:14.08)	0:14.19 [9] (0:14.19)
Average Speed [km/h]	41.6	49.0	47.2	48.3	48.5	50.1	47.5	46.7	49.8	51.4	50.3	51.7	51.3
Top Speed [km/h]	50.4	50.7	49.3	49.1	49.6	51.1	50.8	48.6	50.9	52.5	51.0	53.1	53.5
Avg. Dist. to Rail [m]	3.7	1.0	1.1	1.7	1.8	1.3	3.4	1.2	1.0	1.3	0.8	2.9	6.9



- [] Ranking at each section and finish
- :-:- No data available at this section
- NA No data available

Horse/Jockey Name	Semba/T M Williams
Finish Rank	9
Fastest Section Time (Section)	0:14.02 (800-600)
Top Speed [km/h] (Section)	53.3 (1600-1400)
Race State	Finished



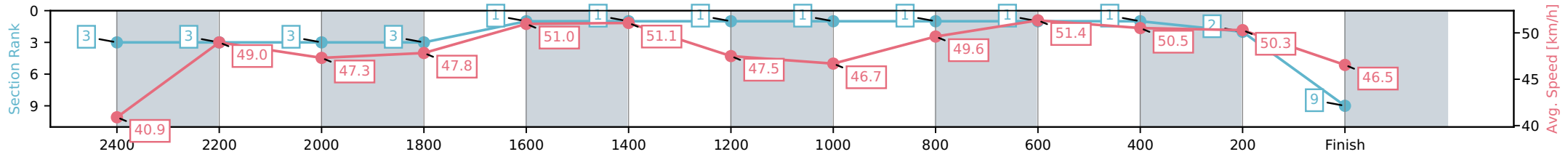
NZ Metropolitan Trotting Club Inc Harness
 Race 8: TOUCHDOWN CAR RENTALS HANDICAP PACE -
 2600m



12 June 2026 - 8:29PM

Weather: Showers

Section	L2600	L2400	L2200	L2000	L1800	L1600	L1400	L1200	L1000	L800	L600	L400	L200
Section Times	3:14.99 (0:17.14)	2:57.85 [3] (0:14.83)	2:43.02 [3] (0:15.35)	2:27.68 [3] (0:15.06)	2:12.62 [3] (0:14.48)	1:58.14 [1] (0:14.39)	1:43.75 [1] (0:15.16)	1:28.60 [1] (0:15.56)	1:13.04 [1] (0:14.65)	0:58.39 [1] (0:14.02)	0:44.37 [1] (0:14.38)	0:29.98 [1] (0:14.42)	0:15.56 [2] (0:15.56)
Average Speed [km/h]	40.9	49.0	47.3	47.8	51.0	51.1	47.5	46.7	49.6	51.4	50.5	50.3	46.5
Top Speed [km/h]	49.5	50.3	48.0	48.2	51.8	53.3	48.0	48.9	50.4	51.8	50.9	50.9	49.5
Avg. Dist. to Rail [m]	2.8	1.2	1.2	1.8	3.8	2.6	3.2	1.2	1.4	1.7	1.5	1.6	4.2



[] Ranking at each section and finish
 -:-:- No data available at this section
 NA No data available