



NZ Metropolitan Trotting Club Inc Harness  
Race 9: GOLD BAND TAXIS MOBILE PACE - 1980m

12 June 2026 - 8:55PM



Weather: Showers

Field Times (Race Tempo) 2:23.52 (0:11.14) 2:12.38 (0:14.40) 1:57.98 (0:15.04) 1:42.94 (0:15.08) 1:27.86 (0:15.95) 1:11.91 (0:15.54) 0:56.38 (0:14.81) 0:41.56 (0:14.07)

Rank	TAB#	Horse	Overall Time	First 400m	Top Speed km/h (Section)	L1980	L1800	L1600	L1400	L1200	L1000	L800	L600
	(BAR#)	Driver	Margin (DT-W)	Last 600m	Fastest Section (Time)	Start - 1800	1800 - 1600	1600 - 1400	1400 - 1200	1200 - 1000	1000 - 800	800 - 600	600 - 400
1	2	Tact Teva	2:23.52	0:27.08	57.1 (1980 - 1800)	2:23.52	2:12.38 [1]	1:57.98 [1]	1:42.63 [2]	1:27.56 [2]	1:11.56 [2]	0:56.04 [3]	0:41.25 [3]
	(2)	T M Williams		0:41.25	200-0 (0:13.50)	(0:11.14)	(0:14.40)	(0:15.35)	(0:15.08)	(0:16.00)	(0:15.52)	(0:14.79)	(0:13.97)
2	6	Bryce's Meddle	2:24.19	0:28.65	54.0 (200-0)	2:24.19	2:12.36 [7]	1:57.04 [8]	1:41.63 [8]	1:26.85 [8]	1:11.81 [4]	0:56.80 [2]	0:42.05 [2]
	(6)	John R Dunn	3.8L (+23)	0:42.05	400-200 (0:13.79)	(0:11.83)	(0:15.32)	(0:15.41)	(0:14.78)	(0:15.04)	(0:15.02)	(0:14.74)	(0:14.28)
3	4	Seaside Croft	2:24.27	0:27.46	56.2 (1980 - 1800)	2:24.27	2:12.93 [3]	1:58.27 [3]	1:43.69 [1]	1:28.61 [1]	1:12.66 [1]	0:57.12 [1]	0:42.32 [1]
	(4)	S J Ottley	4.3L (+6)	0:42.31	400-200 (0:13.82)	(0:11.34)	(0:14.66)	(0:14.58)	(0:15.08)	(0:15.95)	(0:15.54)	(0:14.81)	(0:14.07)
4	7	Mostert	2:24.34	0:28.99	55.1 (400-200)	2:24.34	2:12.35 [9]	1:56.82 [9]	1:41.43 [9]	1:26.66 [9]	1:11.24 [9]	0:55.97 [8]	0:41.28 [9]
	(7)	C J Dalgety	4.7L (+28)	0:41.27	200-0 (0:13.51)	(0:11.99)	(0:15.53)	(0:15.38)	(0:14.78)	(0:15.41)	(0:15.28)	(0:14.69)	(0:14.06)
5	1	Tempo Warrior	2:24.47	0:27.43	56.1 (1980 - 1800)	2:24.47	2:13.21 [2]	1:58.59 [2]	1:43.17 [3]	1:28.15 [3]	1:12.20 [3]	0:56.70 [5]	0:41.89 [6]
	(1)	W J House	5.4L (+4)	0:41.89	400-200 (0:13.88)	(0:11.26)	(0:14.62)	(0:15.42)	(0:15.02)	(0:15.96)	(0:15.50)	(0:14.80)	(0:14.11)
6	9	Princess Lisa	2:24.72	0:28.58	54.0 (200-0)	2:24.72	2:12.45 [10]	1:57.58 [7]	1:42.61 [6]	1:27.80 [6]	1:11.80 [8]	0:56.32 [9]	0:41.52 [10]
	(9)	N M Burton	6.8L (+4)	0:41.52	200-0 (0:13.49)	(0:12.27)	(0:14.87)	(0:14.97)	(0:14.81)	(0:16.00)	(0:15.48)	(0:14.80)	(0:14.12)
7	8	Commander Joe	2:25.04	0:29.29	53.7 (1980 - 1800)	2:25.04	2:13.10 [8]	1:57.22 [10]	1:41.83 [10]	1:27.07 [10]	1:11.64 [10]	0:56.33 [10]	0:42.63 [4]
	(8)	H V Douglas	8.7L (+29)	0:42.63	800-600 (0:13.70)	(0:11.94)	(0:15.88)	(0:15.39)	(0:14.76)	(0:15.43)	(0:15.31)	(0:13.70)	(0:14.15)
8	10	I'm Rockin	2:25.10	0:27.82	56.2 (1980 - 1800)	2:25.10	2:13.37 [5]	1:58.86 [4]	1:43.40 [4]	1:28.47 [4]	1:12.51 [6]	0:57.01 [7]	0:42.23 [8]
	(10)	K A Butt	9.0L (+1)	0:42.22	400-200 (0:13.96)	(0:11.73)	(0:14.51)	(0:15.46)	(0:14.93)	(0:15.96)	(0:15.50)	(0:14.79)	(0:14.13)
9	5	Prosperity	2:25.48	0:28.28	54.4 (1980 - 1800)	2:25.48	2:13.78 [4]	1:58.70 [6]	1:43.27 [7]	1:28.48 [7]	1:12.75 [7]	0:57.44 [6]	0:42.71 [7]
	(5)	R D Close	11.2L (+24)	0:42.71	600-400 (0:14.10)	(0:11.70)	(0:15.09)	(0:15.43)	(0:14.78)	(0:15.73)	(0:15.32)	(0:14.73)	(0:14.10)
10	3	Black Mach	2:26.48	0:27.94	54.2 (1980 - 1800)	2:26.48	2:14.70 [6]	2:00.02 [5]	1:44.58 [5]	1:29.79 [5]	1:14.05 [5]	0:58.73 [4]	0:44.01 [5]
	(3)	S J Thornley	16.9L (+16)	0:44.01	400-200 (0:14.10)	(0:11.78)	(0:14.67)	(0:15.44)	(0:14.79)	(0:15.74)	(0:15.32)	(0:14.71)	(0:14.43)

Report Created: Fri 12 June 2026

(Note: Races are conducted over an approximate distance as close as possible to the advertised distance, and recorded data may vary accordingly. Official times refer to race times only and do not include handicap times.)

[ ] Position in running at each section and finish TAB# Saddle cloth number

[ ] Fastest split

:-:-- No data available at this section

BAR# Barrier/Gate Position

■ Fastest section

NA No data available

DNF Did not finish

DNT Did not track

DT-W Distance travelled compared to winner in metres



NZ Metropolitan Trotting Club Inc Harness  
 Race 9: GOLD BAND TAXIS MOBILE PACE - 1980m

12 June 2026 - 8:55PM



Weather: Showers

Field Times                    0:27.50    0:13.67  
 (Race Tempo)                (0:13.82)   (0:13.67)

Rank	TAB#	Horse	Overall Time	First 400m	Top Speed km/h (Section)	L400	L200						
	(BAR#)	Driver	Margin (DT-W)	Last 600m	Fastest Section (Time)	400 - 200	200 - Finish						
1	2	Tact Teva	2:23.52	0:27.08	57.1 (1980 - 1800)	0:27.28 [2]	0:13.50 [2]						
	(2)	T M Williams		0:41.25	200-0 (0:13.50)	(0:13.78)	(0:13.50)						
2	6	Bryce's Meddle	2:24.19	0:28.65	54.0 (200-0)	0:27.77 [3]	0:13.98 [3]						
	(6)	John R Dunn	3.8L (+23)	0:42.05	400-200 (0:13.79)	(0:13.79)	(0:13.98)						
3	4	Seaside Croft	2:24.27	0:27.46	56.2 (1980 - 1800)	0:28.24 [1]	0:14.42 [1]						
	(4)	S J Ottley	4.3L (+6)	0:42.31	400-200 (0:13.82)	(0:13.82)	(0:14.42)						
4	7	Mostert	2:24.34	0:28.99	55.1 (400-200)	0:27.22 [9]	0:13.51 [6]						
	(7)	C J Dalgety	4.7L (+28)	0:41.27	200-0 (0:13.51)	(0:13.70)	(0:13.51)						
5	1	Tempo Warrior	2:24.47	0:27.43	56.1 (1980 - 1800)	0:27.78 [5]	0:13.90 [4]						
	(1)	W J House	5.4L (+4)	0:41.89	400-200 (0:13.88)	(0:13.88)	(0:13.90)						
6	9	Princess Lisa	2:24.72	0:28.58	54.0 (200-0)	0:27.40 [10]	0:13.49 [10]						
	(9)	N M Burton	6.8L (+4)	0:41.52	200-0 (0:13.49)	(0:13.91)	(0:13.49)						
7	8	Commander Joe	2:25.04	0:29.29	53.7 (1980 - 1800)	0:28.48 [4]	0:14.35 [5]						
	(8)	H V Douglas	8.7L (+29)	0:42.63	800-600 (0:13.70)	(0:14.13)	(0:14.35)						
8	10	I'm Rockin	2:25.10	0:27.82	56.2 (1980 - 1800)	0:28.09 [8]	0:14.13 [7]						
	(10)	K A Butt	9.0L (+1)	0:42.22	400-200 (0:13.96)	(0:13.96)	(0:14.13)						
9	5	Prosperity	2:25.48	0:28.28	54.4 (1980 - 1800)	0:28.61 [6]	0:14.49 [8]						
	(5)	R D Close	11.2L (+24)	0:42.71	600-400 (0:14.10)	(0:14.12)	(0:14.49)						
10	3	Black Mach	2:26.48	0:27.94	54.2 (1980 - 1800)	0:29.58 [7]	0:15.48 [9]						
	(3)	S J Thornley	16.9L (+16)	0:44.01	400-200 (0:14.10)	(0:14.10)	(0:15.48)						

Report Created: Fri 12 June 2026

(Note: Races are conducted over an approximate distance as close as possible to the advertised distance, and recorded data may vary accordingly. Official times refer to race times only and do not include handicap times.)

[ ] Position in running at each section and finish    TAB#    Saddle cloth number

Fastest split

-:-:- No data available at this section

BAR#    Barrier/Gate Position

Fastest section

NA    No data available

DNF    Did not finish

DNT    Did not track

DT-W    Distance travelled compared to winner in metres

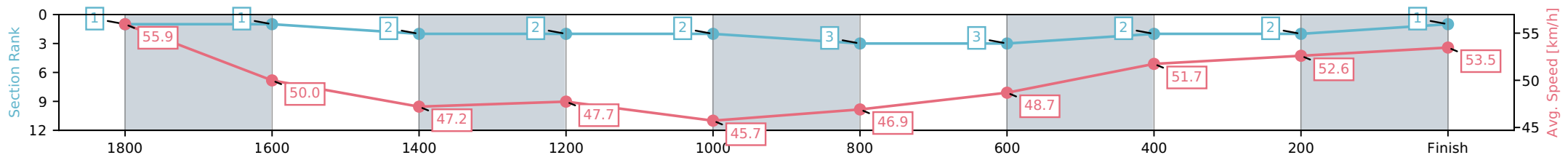
Horse/Jockey Name	Tact Teva/T M Williams
Finish Rank	1
Fastest Section Time (Section)	0:13.50 (200-0)
Top Speed [km/h] (Section)	57.1 (1980 - 1800)
Race State	Finished



NZ Metropolitan Trotting Club Inc Harness  
 Race 9: GOLD BAND TAXIS MOBILE PACE - 1980m  
 12 June 2026 - 8:55PM  
 Weather: Showers



Section	L1980	L1800	L1600	L1400	L1200	L1000	L800	L600	L400	L200
Section Times	2:23.52 (0:11.14)	2:12.38 [1] (0:14.40)	1:57.98 [1] (0:15.35)	1:42.63 [2] (0:15.08)	1:27.56 [2] (0:16.00)	1:11.56 [2] (0:15.52)	0:56.04 [3] (0:14.79)	0:41.25 [3] (0:13.97)	0:27.28 [2] (0:13.78)	0:13.50 [2] (0:13.50)
Average Speed [km/h]	55.9	50.0	47.2	47.7	45.7	46.9	48.7	51.7	52.6	53.5
Top Speed [km/h]	57.1	56.3	48.8	48.9	46.8	48.2	49.7	52.9	54.2	55.6
Avg. Dist. to Rail [m]	2.5	0.6	1.1	3.7	2.0	1.6	1.0	0.8	1.3	2.3



[ ] Ranking at each section and finish  
 -:-:- No data available at this section  
 NA No data available

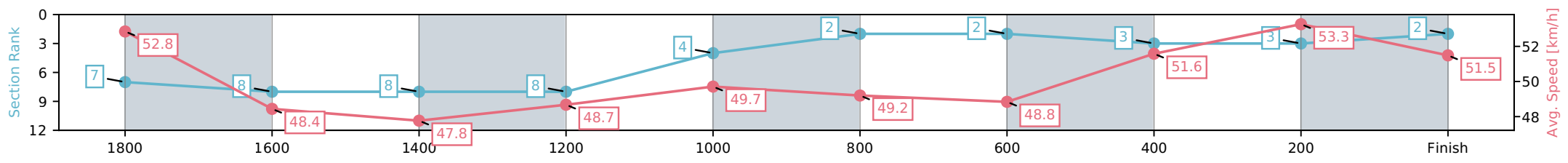
Horse/Jockey Name	Bryce's Meddle/John R Dunn
Finish Rank	2
Fastest Section Time (Section)	0:13.79 (400-200)
Top Speed [km/h] (Section)	54.0 (200-0)
Race State	Finished



NZ Metropolitan Trotting Club Inc Harness  
 Race 9: GOLD BAND TAXIS MOBILE PACE - 1980m  
 12 June 2026 - 8:55PM  
 Weather: Showers



Section	L1980	L1800	L1600	L1400	L1200	L1000	L800	L600	L400	L200
Section Times	2:24.19 (0:11.83)	2:12.36 [7] (0:15.32)	1:57.04 [8] (0:15.41)	1:41.63 [8] (0:14.78)	1:26.85 [8] (0:15.04)	1:11.81 [4] (0:15.02)	0:56.80 [2] (0:14.74)	0:42.05 [2] (0:14.28)	0:27.77 [3] (0:13.79)	0:13.98 [3] (0:13.98)
Average Speed [km/h]	52.8	48.4	47.8	48.7	49.7	49.2	48.8	51.6	53.3	51.5
Top Speed [km/h]	53.9	50.9	49.6	49.7	51.0	51.2	49.4	52.9	53.9	54.0
Avg. Dist. to Rail [m]	8.6	5.0	3.1	5.7	4.6	3.6	3.0	3.2	3.2	5.9



[ ] Ranking at each section and finish  
 -:-:- No data available at this section  
 NA No data available

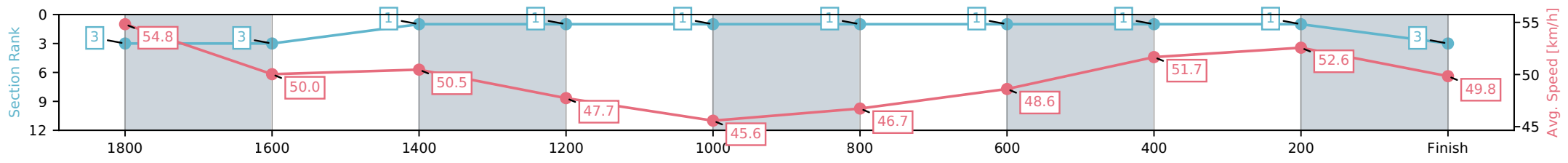
Horse/Jockey Name	Seaside Croft/S J Ottley
Finish Rank	3
Fastest Section Time (Section)	0:13.82 (400-200)
Top Speed [km/h] (Section)	56.2 (1980 - 1800)
Race State	Finished



NZ Metropolitan Trotting Club Inc Harness  
 Race 9: GOLD BAND TAXIS MOBILE PACE - 1980m  
 12 June 2026 - 8:55PM  
 Weather: Showers



Section	L1980	L1800	L1600	L1400	L1200	L1000	L800	L600	L400	L200
Section Times	2:24.27 (0:11.34)	2:12.93 [3] (0:14.66)	1:58.27 [3] (0:14.58)	1:43.69 [1] (0:15.08)	1:28.61 [1] (0:15.95)	1:12.66 [1] (0:15.54)	0:57.12 [1] (0:14.81)	0:42.32 [1] (0:14.07)	0:28.24 [1] (0:13.82)	0:14.42 [1] (0:14.42)
Average Speed [km/h]	54.8	50.0	50.5	47.7	45.6	46.7	48.6	51.7	52.6	49.8
Top Speed [km/h]	56.2	52.5	51.6	49.1	46.6	48.0	49.5	52.6	52.7	52.6
Avg. Dist. to Rail [m]	5.3	3.0	2.8	3.7	1.3	1.3	1.4	1.5	1.8	4.2



[ ] Ranking at each section and finish  
 -:-:- No data available at this section  
 NA No data available

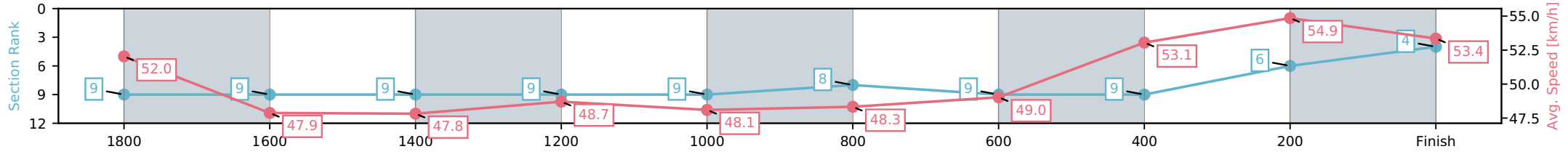
Horse/Jockey Name	Mostert/C J Dalgety
Finish Rank	4
Fastest Section Time (Section)	0:13.51 (200-0)
Top Speed [km/h] (Section)	55.1 (400-200)
Race State	Finished



NZ Metropolitan Trotting Club Inc Harness  
 Race 9: GOLD BAND TAXIS MOBILE PACE - 1980m  
 12 June 2026 - 8:55PM  
 Weather: Showers



Section	L1980	L1800	L1600	L1400	L1200	L1000	L800	L600	L400	L200
Section Times	2:24.34 (0:11.99)	2:12.35 [9] (0:15.53)	1:56.82 [9] (0:15.38)	1:41.43 [9] (0:14.78)	1:26.66 [9] (0:15.41)	1:11.24 [9] (0:15.28)	0:55.97 [8] (0:14.69)	0:41.28 [9] (0:14.06)	0:27.22 [9] (0:13.70)	0:13.51 [6] (0:13.51)
Average Speed [km/h]	52.0	47.9	47.8	48.7	48.1	48.3	49.0	53.1	54.9	53.4
Top Speed [km/h]	53.5	50.5	50.5	50.1	48.9	50.4	50.5	54.0	55.1	54.9
Avg. Dist. to Rail [m]	10.4	5.7	3.0	5.8	3.7	3.4	3.4	4.8	6.8	10.3



[ ] Ranking at each section and finish  
 -:-:- No data available at this section  
 NA No data available

Horse/Jockey Name	Tempo Warrior/W J House
Finish Rank	5
Fastest Section Time (Section)	0:13.88 (400-200)
Top Speed [km/h] (Section)	56.1 (1980 - 1800)
Race State	Finished



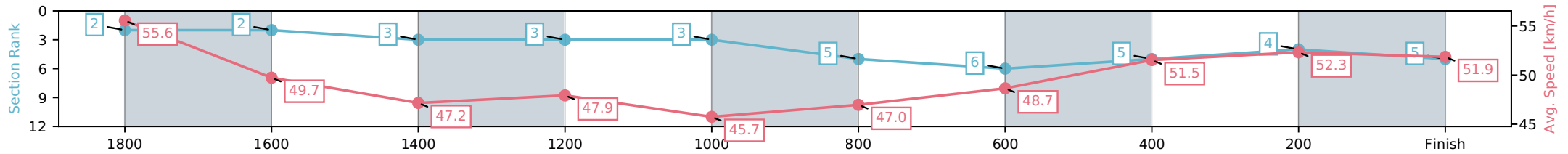
NZ Metropolitan Trotting Club Inc Harness  
 Race 9: GOLD BAND TAXIS MOBILE PACE - 1980m



12 June 2026 - 8:55PM

Weather: Showers

Section	L1980	L1800	L1600	L1400	L1200	L1000	L800	L600	L400	L200
Section Times	2:24.47 (0:11.26)	2:13.21 [2] (0:14.62)	1:58.59 [2] (0:15.42)	1:43.17 [3] (0:15.02)	1:28.15 [3] (0:15.96)	1:12.20 [3] (0:15.50)	0:56.70 [5] (0:14.80)	0:41.89 [6] (0:14.11)	0:27.78 [5] (0:13.88)	0:13.90 [4] (0:13.90)
Average Speed [km/h]	55.6	49.7	47.2	47.9	45.7	47.0	48.7	51.5	52.3	51.9
Top Speed [km/h]	56.1	54.4	48.8	49.0	47.0	48.3	49.3	52.6	52.7	52.8
Avg. Dist. to Rail [m]	1.0	1.3	1.5	3.9	1.8	1.6	1.7	1.5	1.6	3.2



- [ ] Ranking at each section and finish
- :-:- No data available at this section
- NA No data available

Horse/Jockey Name	Princess Lisa/N M Burton
Finish Rank	6
Fastest Section Time (Section)	0:13.49 (200-0)
Top Speed [km/h] (Section)	54.0 (200-0)
Race State	Finished



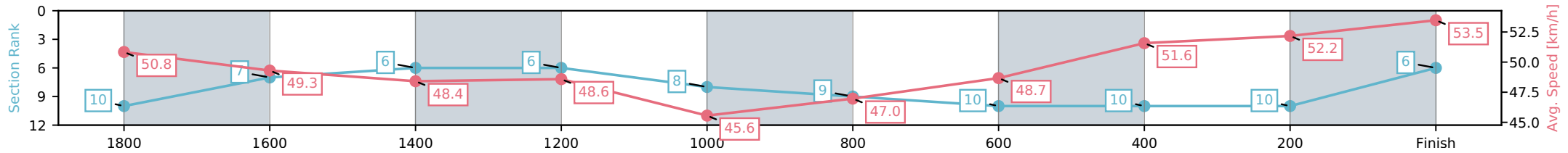
NZ Metropolitan Trotting Club Inc Harness  
 Race 9: GOLD BAND TAXIS MOBILE PACE - 1980m



12 June 2026 - 8:55PM

Weather: Showers

Section	L1980	L1800	L1600	L1400	L1200	L1000	L800	L600	L400	L200
Section Times	2:24.72 (0:12.27)	2:12.45 [10] (0:14.87)	1:57.58 [7] (0:14.97)	1:42.61 [6] (0:14.81)	1:27.80 [6] (0:16.00)	1:11.80 [8] (0:15.48)	0:56.32 [9] (0:14.80)	0:41.52 [10] (0:14.12)	0:27.40 [10] (0:13.91)	0:13.49 [10] (0:13.49)
Average Speed [km/h]	50.8	49.3	48.4	48.6	45.6	47.0	48.7	51.6	52.2	53.5
Top Speed [km/h]	52.8	51.3	50.5	49.8	46.8	49.0	49.4	52.7	52.9	54.0
Avg. Dist. to Rail [m]	12.2	3.1	1.1	3.7	1.6	1.4	1.6	1.7	1.6	4.5



- [ ] Ranking at each section and finish
- :-:- No data available at this section
- NA No data available

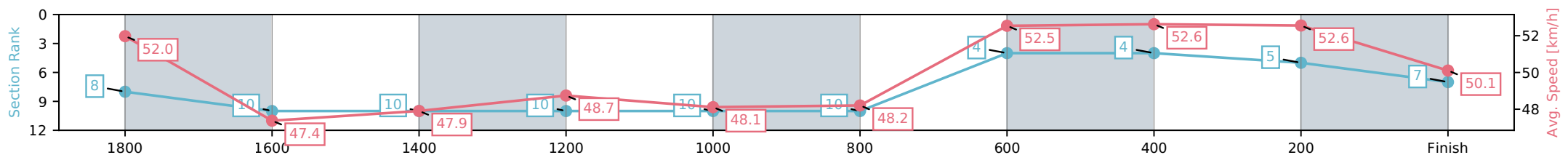
Horse/Jockey Name	Commander Joe/H V Douglas
Finish Rank	7
Fastest Section Time (Section)	0:13.70 (800-600)
Top Speed [km/h] (Section)	53.7 (1980 - 1800)
Race State	Finished



NZ Metropolitan Trotting Club Inc Harness  
 Race 9: GOLD BAND TAXIS MOBILE PACE - 1980m  
 12 June 2026 - 8:55PM  
 Weather: Showers



Section	L1980	L1800	L1600	L1400	L1200	L1000	L800	L600	L400	L200
Section Times	2:25.04 (0:11.94)	2:13.10 [8] (0:15.88)	1:57.22 [10] (0:15.39)	1:41.83 [10] (0:14.76)	1:27.07 [10] (0:15.43)	1:11.64 [10] (0:15.31)	0:56.33 [10] (0:13.70)	0:42.63 [4] (0:14.15)	0:28.48 [4] (0:14.13)	0:14.35 [5] (0:14.35)
Average Speed [km/h]	52.0	47.4	47.9	48.7	48.1	48.2	52.5	52.6	52.6	50.1
Top Speed [km/h]	53.7	49.8	50.8	50.3	48.9	50.5	53.2	53.0	52.9	51.9
Avg. Dist. to Rail [m]	12.0	7.4	3.2	5.9	3.8	3.5	4.8	4.7	4.8	7.6



[ ] Ranking at each section and finish  
 -:-:- No data available at this section  
 NA No data available

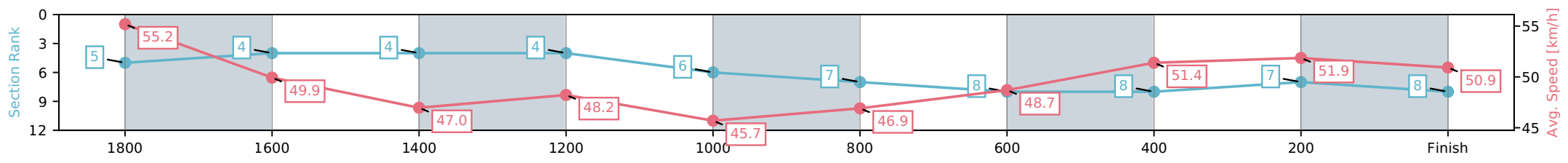
Horse/Jockey Name	I'm Rockin/K A Butt
Finish Rank	8
Fastest Section Time (Section)	0:13.96 (400-200)
Top Speed [km/h] (Section)	56.2 (1980 - 1800)
Race State	Finished



NZ Metropolitan Trotting Club Inc Harness  
 Race 9: GOLD BAND TAXIS MOBILE PACE - 1980m  
 12 June 2026 - 8:55PM  
 Weather: Showers



Section	L1980	L1800	L1600	L1400	L1200	L1000	L800	L600	L400	L200
Section Times	2:25.10 (0:11.73)	2:13.37 [5] (0:14.51)	1:58.86 [4] (0:15.46)	1:43.40 [4] (0:14.93)	1:28.47 [4] (0:15.96)	1:12.51 [6] (0:15.50)	0:57.01 [7] (0:14.79)	0:42.23 [8] (0:14.13)	0:28.09 [8] (0:13.96)	0:14.13 [7] (0:14.13)
Average Speed [km/h]	55.2	49.9	47.0	48.2	45.7	46.9	48.7	51.4	51.9	50.9
Top Speed [km/h]	56.2	54.4	48.5	49.2	46.9	48.4	49.4	52.7	52.6	52.7
Avg. Dist. to Rail [m]	1.1	1.0	1.3	3.7	1.7	1.4	1.4	1.4	1.0	1.6



[ ] Ranking at each section and finish  
 -:-:- No data available at this section  
 NA No data available

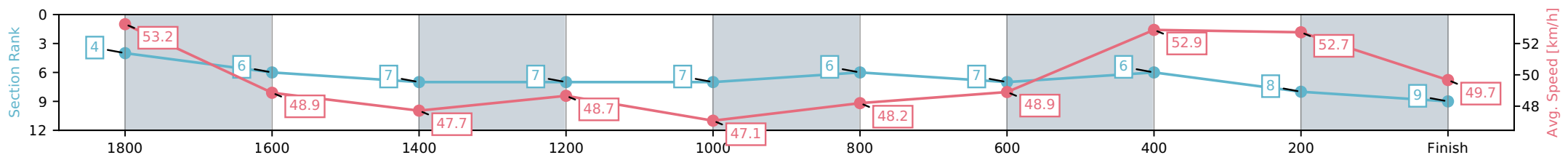
Horse/Jockey Name	Prosperity/R D Close
Finish Rank	9
Fastest Section Time (Section)	0:14.10 (600-400)
Top Speed [km/h] (Section)	54.4 (1980 - 1800)
Race State	Finished



NZ Metropolitan Trotting Club Inc Harness  
 Race 9: GOLD BAND TAXIS MOBILE PACE - 1980m  
 12 June 2026 - 8:55PM  
 Weather: Showers



Section	L1980	L1800	L1600	L1400	L1200	L1000	L800	L600	L400	L200
Section Times	2:25.48 (0:11.70)	2:13.78 [4] (0:15.09)	1:58.70 [6] (0:15.43)	1:43.27 [7] (0:14.78)	1:28.48 [7] (0:15.73)	1:12.75 [7] (0:15.32)	0:57.44 [6] (0:14.73)	0:42.71 [7] (0:14.10)	0:28.61 [6] (0:14.12)	0:14.49 [8] (0:14.49)
Average Speed [km/h]	53.2	48.9	47.7	48.7	47.1	48.2	48.9	52.9	52.7	49.7
Top Speed [km/h]	54.4	50.7	49.5	49.7	47.6	50.0	50.1	53.3	53.0	52.8
Avg. Dist. to Rail [m]	6.8	4.0	3.1	5.6	3.5	3.4	3.4	4.7	5.5	9.5



[ ] Ranking at each section and finish  
 -:-:- No data available at this section  
 NA No data available

Horse/Jockey Name	Black Mach/S J Thornley
Finish Rank	10
Fastest Section Time (Section)	0:14.10 (400-200)
Top Speed [km/h] (Section)	54.2 (1980 - 1800)
Race State	Finished



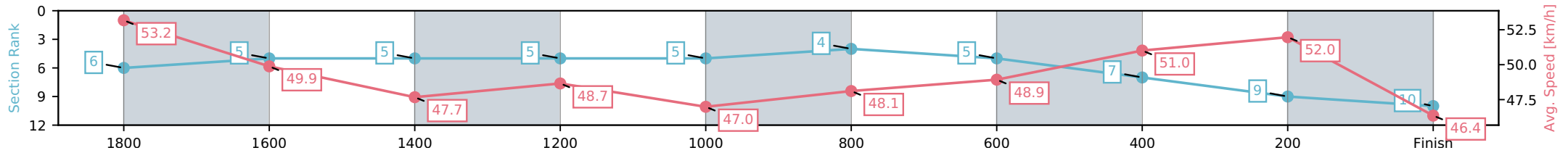
NZ Metropolitan Trotting Club Inc Harness  
Race 9: GOLD BAND TAXIS MOBILE PACE - 1980m



12 June 2026 - 8:55PM

Weather: Showers

Section	L1980	L1800	L1600	L1400	L1200	L1000	L800	L600	L400	L200
Section Times	2:26.48 (0:11.78)	2:14.70 [6] (0:14.67)	2:00.02 [5] (0:15.44)	1:44.58 [5] (0:14.79)	1:29.79 [5] (0:15.74)	1:14.05 [5] (0:15.32)	0:58.73 [4] (0:14.71)	0:44.01 [5] (0:14.43)	0:29.58 [7] (0:14.10)	0:15.48 [9] (0:15.48)
Average Speed [km/h]	53.2	49.9	47.7	48.7	47.0	48.1	48.9	51.0	52.0	46.4
Top Speed [km/h]	54.2	52.1	49.8	49.5	47.7	49.6	49.6	52.7	52.8	51.0
Avg. Dist. to Rail [m]	3.8	2.6	3.1	5.4	3.4	3.2	3.2	3.1	3.1	5.4



- [ ] Ranking at each section and finish
- :-:- No data available at this section
- NA No data available