



# NZ Metropolitan Trotting Club Inc Harness

Race 1: MID-WINTER XMAS DINING 17, 24 & 31 JULY BOOK NOW MOB PACE - 1980m

14 June 2026 - 1:26PM



Weather: Fine

Field Times	2:27.29	2:15.43	2:00.27	1:44.42	1:28.96	1:13.42	0:58.64	0:44.03
(Race Tempo)	(0:11.86)	(0:15.15)	(0:15.85)	(0:15.46)	(0:15.55)	(0:14.78)	(0:14.60)	(0:14.64)

Rank	TAB#	Horse	Overall Time	First 400m	Top Speed km/h (Section)	L1980	L1800	L1600	L1400	L1200	L1000	L800	L600
	(BAR#)	Driver	Margin (DT-W)	Last 600m	Fastest Section (Time)	Start - 1800	1800 - 1600	1600 - 1400	1400 - 1200	1200 - 1000	1000 - 800	800 - 600	600 - 400
1	11	Bronski	2:27.29	0:29.71	53.4 (200-0)	2:27.29	2:14.81 [6]	1:59.28 [6]	1:43.47 [6]	1:28.11 [7]	1:12.47 [8]	0:57.38 [9]	0:42.90 [10]
	(11)	G N Thornley		0:42.89	200-0 (0:13.79)	(0:12.48)	(0:15.53)	(0:15.82)	(0:15.36)	(0:15.64)	(0:15.09)	(0:14.48)	(0:14.54)
2	2	Art Jordan	2:27.40	0:29.08	54.2 (1980 - 1800)	2:27.40	2:15.54 [1]	2:00.38 [1]	1:44.53 [1]	1:29.07 [1]	1:13.53 [1]	0:58.75 [1]	0:44.14 [1]
	(2)	C J Dalgety	0.6L (-17)	0:44.15	800-600 (0:14.60)	(0:11.86)	(0:15.16)	(0:15.85)	(0:15.46)	(0:15.55)	(0:14.78)	(0:14.60)	(0:14.64)
3	5	Touch N Go	2:27.41	0:30.47	52.5 (200-0)	2:27.41	2:14.95 [5]	1:59.08 [7]	1:43.28 [8]	1:27.95 [9]	1:12.44 [10]	0:57.49 [10]	0:43.41 [7]
	(5)	J C Morrison	0.7L (+10)	0:43.41	800-600 (0:14.09)	(0:12.46)	(0:15.88)	(0:15.80)	(0:15.33)	(0:15.51)	(0:14.95)	(0:14.09)	(0:14.66)
4	1	Miracle Memphis	2:27.47	0:29.41	52.0 (1980 - 1800)	2:27.47	2:15.26 [4]	2:00.13 [2]	1:44.31 [3]	1:28.85 [3]	1:13.32 [3]	0:58.57 [2]	0:43.95 [2]
	(1)	W J House	1.0L (-16)	0:43.94	200-0 (0:14.50)	(0:12.21)	(0:15.13)	(0:15.82)	(0:15.46)	(0:15.53)	(0:14.75)	(0:14.62)	(0:14.60)
5	3	Longview Tui	2:27.57	0:29.86	52.7 (1980 - 1800)	2:27.57	2:15.48 [3]	1:59.85 [4]	1:44.05 [4]	1:28.67 [4]	1:13.03 [6]	0:57.95 [7]	0:43.33 [8]
	(3)	B N Orange	1.6L (+2)	0:43.33	200-0 (0:13.94)	(0:12.09)	(0:15.63)	(0:15.80)	(0:15.38)	(0:15.64)	(0:15.08)	(0:14.62)	(0:14.65)
6	10	Cheeky Red	2:27.86	0:29.39	51.8 (1980 - 1800)	2:27.86	2:15.28 [7]	2:00.14 [5]	1:44.30 [5]	1:28.89 [5]	1:13.29 [7]	0:58.52 [5]	0:43.92 [6]
	(10)	T S Chmiel	3.3L (-16)	0:43.91	200-0 (0:14.47)	(0:12.58)	(0:15.14)	(0:15.84)	(0:15.41)	(0:15.60)	(0:14.77)	(0:14.60)	(0:14.60)
7	6	Ester Lucy	2:27.86	0:29.47	53.6 (1980 - 1800)	2:27.86	2:15.98 [2]	2:00.51 [3]	1:44.71 [2]	1:29.33 [2]	1:13.65 [4]	0:58.60 [4]	0:43.96 [5]
	(6)	John R Dunn	3.3L (-1)	0:43.96	200-0 (0:14.39)	(0:11.88)	(0:15.46)	(0:15.80)	(0:15.38)	(0:15.68)	(0:15.05)	(0:14.64)	(0:14.63)
8	7	Gimmesomelovin	2:28.18	0:30.75	51.5 (1980 - 1800)	2:28.18	2:15.43 [8]	1:59.48 [8]	1:43.81 [9]	1:28.60 [10]	1:13.73 [5]	0:58.72 [6]	0:44.51 [4]
	(7)	K G Cameron	5.1L (-1)	0:44.51	800-600 (0:14.21)	(0:12.75)	(0:15.95)	(0:15.67)	(0:15.22)	(0:14.87)	(0:15.01)	(0:14.21)	(0:14.63)
9	9	Fear Gogh	2:28.19	0:30.84	51.0 (1980 - 1800)	2:28.19	2:14.99 [10]	1:59.32 [9]	1:44.29 [7]	1:28.88 [8]	1:13.28 [9]	0:58.55 [8]	0:43.94 [9]
	(9)	M J Williamson	5.2L (-14)	0:43.93	200-0 (0:14.50)	(0:13.20)	(0:15.66)	(0:15.03)	(0:15.41)	(0:15.61)	(0:14.73)	(0:14.61)	(0:14.59)
10	8	Captain Publisher	2:28.67	0:31.13	51.7 (1980 - 1800)	2:28.67	2:15.76 [9]	1:59.67 [10]	1:43.86 [10]	1:29.52 [6]	1:14.67 [2]	0:59.76 [3]	0:45.12 [3]
	(8)	S J Thornley	7.9L (+3)	0:45.13	1400-1200 (0:14.34)	(0:12.91)	(0:16.09)	(0:15.81)	(0:14.34)	(0:14.85)	(0:14.91)	(0:14.64)	(0:14.65)

Scratched: Franco Elvis (#4)

Report Created: Sun 14 June 2026

(Note: Races are conducted over an approximate distance as close as possible to the advertised distance, and recorded data may vary accordingly. Official times refer to race times only and do not include handicap times.)

[ ] Position in running at each section and finish  
 TAB# Saddle cloth number  
 -:-- No data available at this section  
 BAR# Barrier/Gate Position  
 NA No data available  
 DNF Did not finish  
 DNT Did not track  
 DT-W Distance travelled compared to winner in metres

Fastest split  
 Fastest section

data processed by TRIPLESDATA



# NZ Metropolitan Trotting Club Inc Harness

Race 1: MID-WINTER XMAS DINING 17, 24 & 31 JULY BOOK NOW MOB PACE - 1980m

14 June 2026 - 1:26PM



Weather: Fine

Field Times 0:29.39 0:14.51  
(Race Tempo) (0:14.89) (0:14.51)

Rank	TAB#	Horse	Overall Time	First 400m	Top Speed km/h (Section)	L400	L200						
	(BAR#)	Driver	Margin (DT-W)	Last 600m	Fastest Section (Time)	400 - 200	200 - Finish						
1	11	Bronski	2:27.29	0:29.71	53.4 (200-0)	0:28.35 [10]	0:13.79 [8]						
	(11)	G N Thornley		0:42.89	200-0 (0:13.79)	(0:14.56)	(0:13.79)						
2	2	Art Jordan	2:27.40	0:29.08	54.2 (1980 - 1800)	0:29.50 [1]	0:14.62 [1]						
	(2)	C J Dalgety	0.6L (-17)	0:44.15	800-600 (0:14.60)	(0:14.89)	(0:14.62)						
3	5	Touch N Go	2:27.41	0:30.47	52.5 (200-0)	0:28.75 [7]	0:14.15 [5]						
	(5)	J C Morrison	0.7L (+10)	0:43.41	800-600 (0:14.09)	(0:14.60)	(0:14.15)						
4	1	Miracle Memphis	2:27.47	0:29.41	52.0 (1980 - 1800)	0:29.35 [2]	0:14.50 [2]						
	(1)	W J House	1.0L (-16)	0:43.94	200-0 (0:14.50)	(0:14.84)	(0:14.50)						
5	3	Longview Tui	2:27.57	0:29.86	52.7 (1980 - 1800)	0:28.68 [9]	0:13.94 [9]						
	(3)	B N Orange	1.6L (+2)	0:43.33	200-0 (0:13.94)	(0:14.74)	(0:13.94)						
6	10	Cheeky Red	2:27.86	0:29.39	51.8 (1980 - 1800)	0:29.32 [6]	0:14.47 [6]						
	(10)	T S Chmiel	3.3L (-16)	0:43.91	200-0 (0:14.47)	(0:14.84)	(0:14.47)						
7	6	Ester Lucy	2:27.86	0:29.47	53.6 (1980 - 1800)	0:29.34 [5]	0:14.39 [7]						
	(6)	John R Dunn	3.3L (-1)	0:43.96	200-0 (0:14.39)	(0:14.94)	(0:14.39)						
8	7	Gimmesomelovin	2:28.18	0:30.75	51.5 (1980 - 1800)	0:29.88 [4]	0:15.21 [3]						
	(7)	K G Cameron	5.1L (-1)	0:44.51	800-600 (0:14.21)	(0:14.67)	(0:15.21)						
9	9	Fear Gogh	2:28.19	0:30.84	51.0 (1980 - 1800)	0:29.35 [8]	0:14.50 [10]						
	(9)	M J Williamson	5.2L (-14)	0:43.93	200-0 (0:14.50)	(0:14.84)	(0:14.50)						
10	8	Captain Publisher	2:28.67	0:31.13	51.7 (1980 - 1800)	0:30.47 [3]	0:15.51 [4]						
	(8)	S J Thornley	7.9L (+3)	0:45.13	1400-1200 (0:14.34)	(0:14.97)	(0:15.51)						

Scratched: Franco Elvis (#4)

Report Created: Sun 14 June 2026

(Note: Races are conducted over an approximate distance as close as possible to the advertised distance, and recorded data may vary accordingly. Official times refer to race times only and do not include handicap times.)

[ ] Position in running at each section and finish  
 TAB# Saddle cloth number  
 -:--:-- No data available at this section  
 NA No data available  
 DNT Did not track

BAR# Barrier/Gate Position  
 DNF Did not finish  
 DT-W Distance travelled compared to winner in metres

Fastest split  
 Fastest section

data processed by TRIPLES DATA

Horse/Jockey Name	Bronski/G N Thornley
Finish Rank	1
Fastest Section Time (Section)	0:13.79 (200-0)
Top Speed [km/h] (Section)	53.4 (200-0)
Race State	Finished



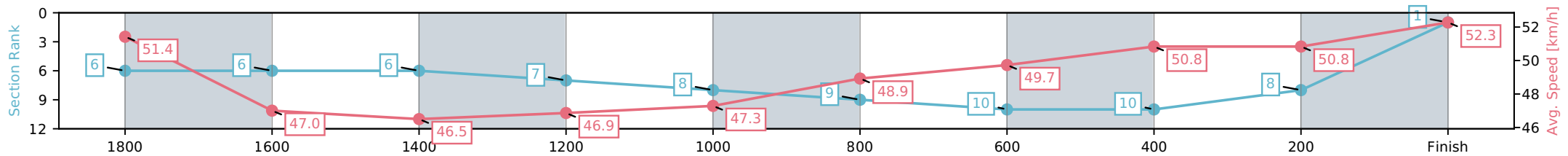
NZ Metropolitan Trotting Club Inc Harness  
 Race 1: MID-WINTER XMAS DINING 17, 24 & 31 JULY BOOK  
 NOW MOB PACE - 1980m



14 June 2026 - 1:26PM

Weather: Fine

Section	L1980	L1800	L1600	L1400	L1200	L1000	L800	L600	L400	L200
Section Times	2:27.29 (0:12.48)	2:14.81 [6] (0:15.53)	1:59.28 [6] (0:15.82)	1:43.47 [6] (0:15.36)	1:28.11 [7] (0:15.64)	1:12.47 [8] (0:15.09)	0:57.38 [9] (0:14.48)	0:42.90 [10] (0:14.54)	0:28.35 [10] (0:14.56)	0:13.79 [8] (0:13.79)
Average Speed [km/h]	51.4	47.0	46.5	46.9	47.3	48.9	49.7	50.8	50.8	52.3
Top Speed [km/h]	52.3	49.9	47.3	47.5	48.6	50.2	50.7	51.2	52.6	53.4
Avg. Dist. to Rail [m]	3.0	2.4	3.0	5.3	3.3	3.4	4.0	4.0	4.9	9.3



- [ ] Ranking at each section and finish
- :-:- No data available at this section
- NA No data available

Horse/Jockey Name	Art Jordan/C J Dalgety
Finish Rank	2
Fastest Section Time (Section)	0:14.60 (800-600)
Top Speed [km/h] (Section)	54.2 (1980 - 1800)
Race State	Finished



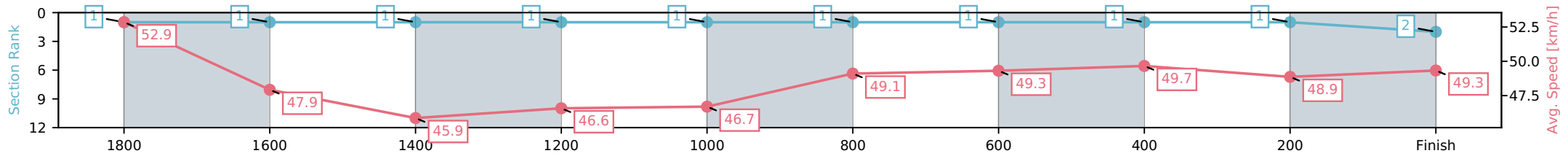
NZ Metropolitan Trotting Club Inc Harness  
 Race 1: MID-WINTER XMAS DINING 17, 24 & 31 JULY BOOK  
 NOW MOB PACE - 1980m



14 June 2026 - 1:26PM

Weather: Fine

Section	L1980	L1800	L1600	L1400	L1200	L1000	L800	L600	L400	L200
Section Times	2:27.40 (0:11.86)	2:15.54 [1] (0:15.16)	2:00.38 [1] (0:15.85)	1:44.53 [1] (0:15.46)	1:29.07 [1] (0:15.55)	1:13.53 [1] (0:14.78)	0:58.75 [1] (0:14.60)	0:44.14 [1] (0:14.64)	0:29.50 [1] (0:14.89)	0:14.62 [1] (0:14.62)
Average Speed [km/h]	52.9	47.9	45.9	46.6	46.7	49.1	49.3	49.7	48.9	49.3
Top Speed [km/h]	54.2	50.8	46.8	47.1	49.4	50.6	50.0	50.2	49.6	49.9
Avg. Dist. to Rail [m]	2.4	1.5	1.4	2.9	1.1	1.2	1.5	1.5	1.8	4.7



- [ ] Ranking at each section and finish
- :-:- No data available at this section
- NA No data available

Horse/Jockey Name	Touch N Go/J C Morrison
Finish Rank	3
Fastest Section Time (Section)	0:14.09 (800-600)
Top Speed [km/h] (Section)	52.5 (200-0)
Race State	Finished



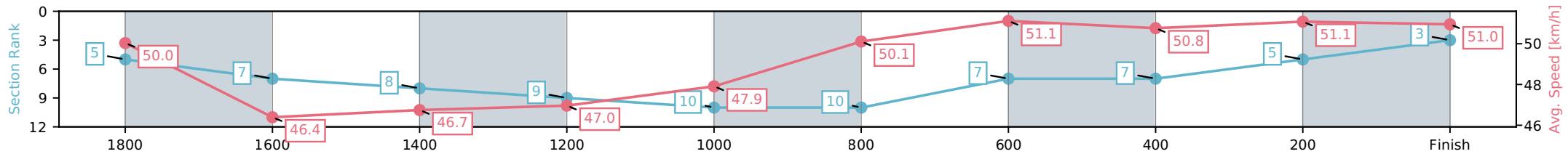
NZ Metropolitan Trotting Club Inc Harness  
 Race 1: MID-WINTER XMAS DINING 17, 24 & 31 JULY BOOK  
 NOW MOB PACE - 1980m



14 June 2026 - 1:26PM

Weather: Fine

Section	L1980	L1800	L1600	L1400	L1200	L1000	L800	L600	L400	L200
Section Times	2:27.41 (0:12.46)	2:14.95 [5] (0:15.88)	1:59.08 [7] (0:15.80)	1:43.28 [8] (0:15.33)	1:27.95 [9] (0:15.51)	1:12.44 [10] (0:14.95)	0:57.49 [10] (0:14.09)	0:43.41 [7] (0:14.66)	0:28.75 [7] (0:14.60)	0:14.15 [5] (0:14.15)
Average Speed [km/h]	50.0	46.4	46.7	47.0	47.9	50.1	51.1	50.8	51.1	51.0
Top Speed [km/h]	51.5	47.5	47.5	47.6	50.8	51.5	51.7	51.1	52.5	52.5
Avg. Dist. to Rail [m]	6.3	4.0	3.4	5.4	3.8	5.2	5.2	4.8	5.5	8.1



- [ ] Ranking at each section and finish
- :-:- No data available at this section
- NA No data available

Horse/Jockey Name	Miracle Memphis/W J House
Finish Rank	4
Fastest Section Time (Section)	0:14.50 (200-0)
Top Speed [km/h] (Section)	52.0 (1980 - 1800)
Race State	Finished



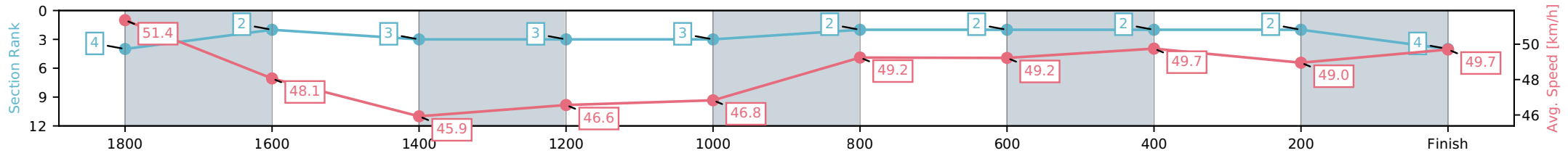
NZ Metropolitan Trotting Club Inc Harness  
 Race 1: MID-WINTER XMAS DINING 17, 24 & 31 JULY BOOK  
 NOW MOB PACE - 1980m



14 June 2026 - 1:26PM

Weather: Fine

Section	L1980	L1800	L1600	L1400	L1200	L1000	L800	L600	L400	L200
Section Times	2:27.47 (0:12.21)	2:15.26 [4] (0:15.13)	2:00.13 [2] (0:15.82)	1:44.31 [3] (0:15.46)	1:28.85 [3] (0:15.53)	1:13.32 [3] (0:14.75)	0:58.57 [2] (0:14.62)	0:43.95 [2] (0:14.60)	0:29.35 [2] (0:14.84)	0:14.50 [2] (0:14.50)
Average Speed [km/h]	51.4	48.1	45.9	46.6	46.8	49.2	49.2	49.7	49.0	49.7
Top Speed [km/h]	52.0	50.9	46.9	47.2	49.3	50.6	49.8	50.4	49.8	50.5
Avg. Dist. to Rail [m]	1.5	1.8	1.5	3.0	1.4	1.5	1.6	1.5	1.6	4.5



- [ ] Ranking at each section and finish
- :-:- No data available at this section
- NA No data available

Horse/Jockey Name	Longview Tui/B N Orange
Finish Rank	5
Fastest Section Time (Section)	0:13.94 (200-0)
Top Speed [km/h] (Section)	52.7 (1980 - 1800)
Race State	Finished



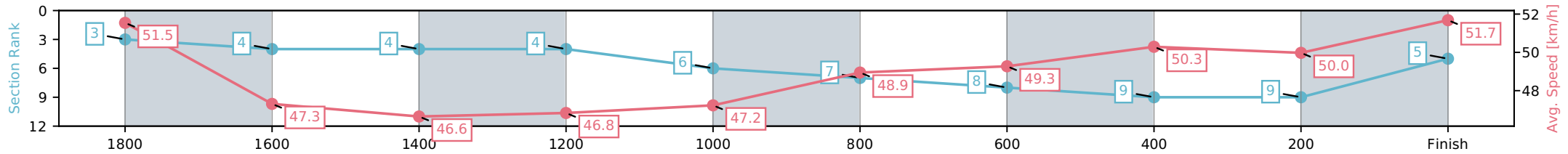
NZ Metropolitan Trotting Club Inc Harness  
 Race 1: MID-WINTER XMAS DINING 17, 24 & 31 JULY BOOK  
 NOW MOB PACE - 1980m



14 June 2026 - 1:26PM

Weather: Fine

Section	L1980	L1800	L1600	L1400	L1200	L1000	L800	L600	L400	L200
Section Times	2:27.57 (0:12.09)	2:15.48 [3] (0:15.63)	1:59.85 [4] (0:15.80)	1:44.05 [4] (0:15.38)	1:28.67 [4] (0:15.64)	1:13.03 [6] (0:15.08)	0:57.95 [7] (0:14.62)	0:43.33 [8] (0:14.65)	0:28.68 [9] (0:14.74)	0:13.94 [9] (0:13.94)
Average Speed [km/h]	51.5	47.3	46.6	46.8	47.2	48.9	49.3	50.3	50.0	51.7
Top Speed [km/h]	52.7	48.6	47.1	47.3	48.5	50.0	50.0	50.8	51.5	52.4
Avg. Dist. to Rail [m]	4.7	4.1	3.2	5.6	3.2	3.4	3.6	3.4	4.0	9.0



- [ ] Ranking at each section and finish
- :-:- No data available at this section
- NA No data available

Horse/Jockey Name	Cheeky Red/T S Chmiel
Finish Rank	6
Fastest Section Time (Section)	0:14.47 (200-0)
Top Speed [km/h] (Section)	51.8 (1980 - 1800)
Race State	Finished



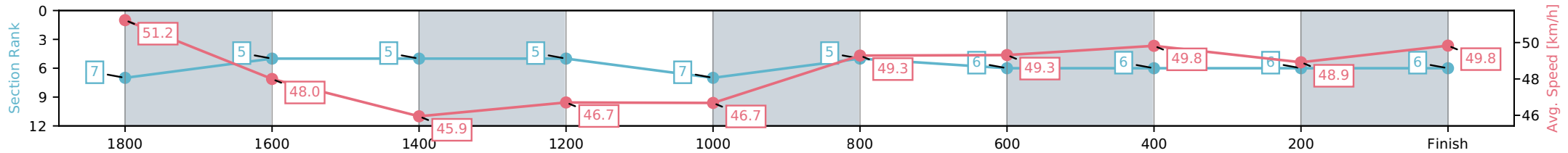
NZ Metropolitan Trotting Club Inc Harness  
 Race 1: MID-WINTER XMAS DINING 17, 24 & 31 JULY BOOK  
 NOW MOB PACE - 1980m



14 June 2026 - 1:26PM

Weather: Fine

Section	L1980	L1800	L1600	L1400	L1200	L1000	L800	L600	L400	L200
Section Times	2:27.86 (0:12.58)	2:15.28 [7] (0:15.14)	2:00.14 [5] (0:15.84)	1:44.30 [5] (0:15.41)	1:28.89 [5] (0:15.60)	1:13.29 [7] (0:14.77)	0:58.52 [5] (0:14.60)	0:43.92 [6] (0:14.60)	0:29.32 [6] (0:14.84)	0:14.47 [6] (0:14.47)
Average Speed [km/h]	51.2	48.0	45.9	46.7	46.7	49.3	49.3	49.8	48.9	49.8
Top Speed [km/h]	51.8	50.6	46.8	47.4	49.1	50.2	49.8	50.5	49.8	50.4
Avg. Dist. to Rail [m]	1.0	1.6	1.5	3.1	1.5	1.4	1.4	1.6	1.4	1.5



- [ ] Ranking at each section and finish
- :-:- No data available at this section
- NA No data available

Horse/Jockey Name	Ester Lucy/John R Dunn
Finish Rank	7
Fastest Section Time (Section)	0:14.39 (200-0)
Top Speed [km/h] (Section)	53.6 (1980 - 1800)
Race State	Finished



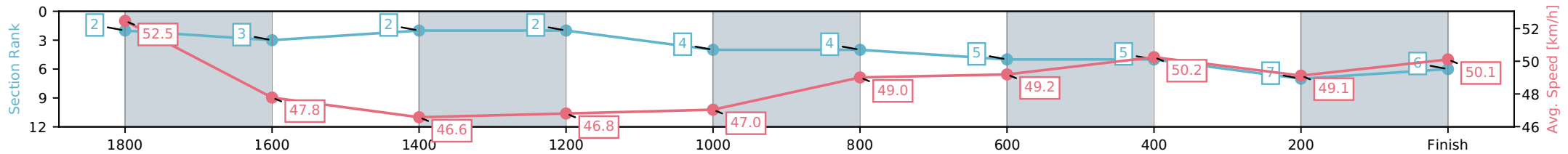
NZ Metropolitan Trotting Club Inc Harness  
 Race 1: MID-WINTER XMAS DINING 17, 24 & 31 JULY BOOK  
 NOW MOB PACE - 1980m



14 June 2026 - 1:26PM

Weather: Fine

Section	L1980	L1800	L1600	L1400	L1200	L1000	L800	L600	L400	L200
Section Times	2:27.86 (0:11.88)	2:15.98 [2] (0:15.46)	2:00.51 [3] (0:15.80)	1:44.71 [2] (0:15.38)	1:29.33 [2] (0:15.68)	1:13.65 [4] (0:15.05)	0:58.60 [4] (0:14.64)	0:43.96 [5] (0:14.63)	0:29.34 [5] (0:14.94)	0:14.39 [7] (0:14.39)
Average Speed [km/h]	52.5	47.8	46.6	46.8	47.0	49.0	49.2	50.2	49.1	50.1
Top Speed [km/h]	53.6	50.7	47.0	47.2	48.2	49.6	49.5	50.6	50.0	50.9
Avg. Dist. to Rail [m]	7.9	4.4	3.1	5.4	3.0	3.4	3.6	3.1	2.9	4.4



- [ ] Ranking at each section and finish
- :-:- No data available at this section
- NA No data available

Horse/Jockey Name	Gimmesomelovin/K G Cameron
Finish Rank	8
Fastest Section Time (Section)	0:14.21 (800-600)
Top Speed [km/h] (Section)	51.5 (1980 - 1800)
Race State	Finished



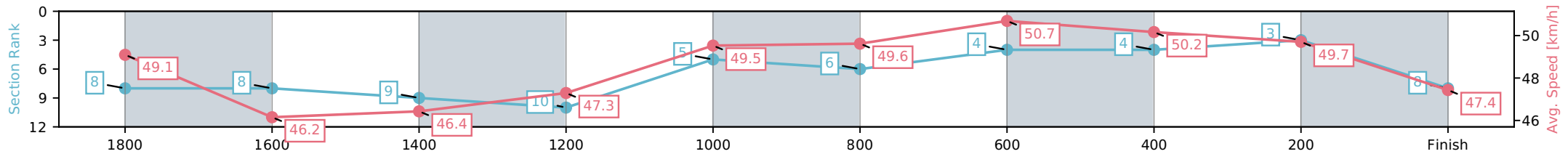
NZ Metropolitan Trotting Club Inc Harness  
 Race 1: MID-WINTER XMAS DINING 17, 24 & 31 JULY BOOK  
 NOW MOB PACE - 1980m



14 June 2026 - 1:26PM

Weather: Fine

Section	L1980	L1800	L1600	L1400	L1200	L1000	L800	L600	L400	L200
Section Times	2:28.18 (0:12.75)	2:15.43 [8] (0:15.95)	1:59.48 [8] (0:15.67)	1:43.81 [9] (0:15.22)	1:28.60 [10] (0:14.87)	1:13.73 [5] (0:15.01)	0:58.72 [6] (0:14.21)	0:44.51 [4] (0:14.63)	0:29.88 [4] (0:14.67)	0:15.21 [3] (0:15.21)
Average Speed [km/h]	49.1	46.2	46.4	47.3	49.5	49.6	50.7	50.2	49.7	47.4
Top Speed [km/h]	51.5	47.6	47.5	49.3	49.9	51.2	51.5	50.7	50.1	49.5
Avg. Dist. to Rail [m]	10.2	4.6	1.6	3.8	2.9	4.6	5.0	3.3	2.3	4.8



- [ ] Ranking at each section and finish
- :-:- No data available at this section
- NA No data available

Horse/Jockey Name	Fear Gogh/M J Williamson
Finish Rank	9
Fastest Section Time (Section)	0:14.50 (200-0)
Top Speed [km/h] (Section)	51.0 (1980 - 1800)
Race State	Finished



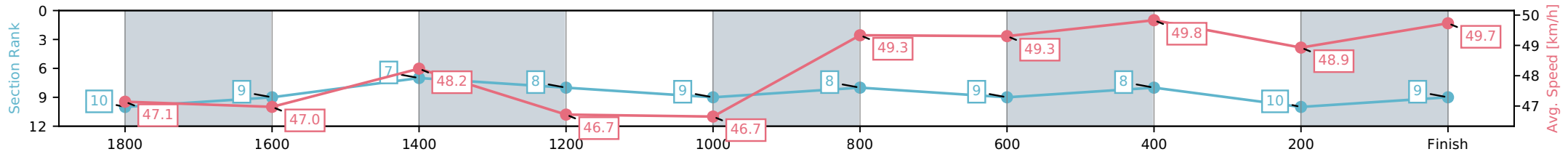
NZ Metropolitan Trotting Club Inc Harness  
 Race 1: MID-WINTER XMAS DINING 17, 24 & 31 JULY BOOK  
 NOW MOB PACE - 1980m



14 June 2026 - 1:26PM

Weather: Fine

Section	L1980	L1800	L1600	L1400	L1200	L1000	L800	L600	L400	L200
Section Times	2:28.19 (0:13.20)	2:14.99 [10] (0:15.66)	1:59.32 [9] (0:15.03)	1:44.29 [7] (0:15.41)	1:28.88 [8] (0:15.61)	1:13.28 [9] (0:14.73)	0:58.55 [8] (0:14.61)	0:43.94 [9] (0:14.59)	0:29.35 [8] (0:14.84)	0:14.50 [10] (0:14.50)
Average Speed [km/h]	47.1	47.0	48.2	46.7	46.7	49.3	49.3	49.8	48.9	49.7
Top Speed [km/h]	51.0	50.5	50.4	47.7	48.7	50.3	49.7	50.7	50.6	50.5
Avg. Dist. to Rail [m]	13.0	4.9	1.1	3.2	1.4	1.4	1.4	1.6	1.2	2.5



[ ] Ranking at each section and finish  
 -:-:- No data available at this section  
 NA No data available

Horse/Jockey Name	Captain Publisher/S J Thornley
Finish Rank	10
Fastest Section Time (Section)	0:14.34 (1400-1200)
Top Speed [km/h] (Section)	51.7 (1980 - 1800)
Race State	Finished



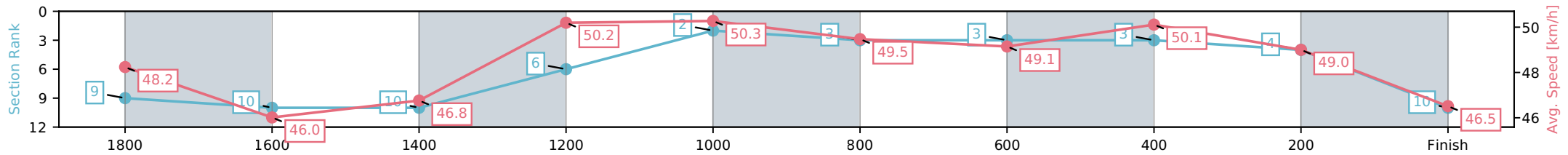
NZ Metropolitan Trotting Club Inc Harness  
 Race 1: MID-WINTER XMAS DINING 17, 24 & 31 JULY BOOK  
 NOW MOB PACE - 1980m



14 June 2026 - 1:26PM

Weather: Fine

Section	L1980	L1800	L1600	L1400	L1200	L1000	L800	L600	L400	L200
Section Times	2:28.67 (0:12.91)	2:15.76 [9] (0:16.09)	1:59.67 [10] (0:15.81)	1:43.86 [10] (0:14.34)	1:29.52 [6] (0:14.85)	1:14.67 [2] (0:14.91)	0:59.76 [3] (0:14.64)	0:45.12 [3] (0:14.65)	0:30.47 [3] (0:14.97)	0:15.51 [4] (0:15.51)
Average Speed [km/h]	48.2	46.0	46.8	50.2	50.3	49.5	49.1	50.1	49.0	46.5
Top Speed [km/h]	51.7	47.8	47.5	51.0	51.2	51.3	49.6	50.6	49.9	48.5
Avg. Dist. to Rail [m]	10.9	5.2	3.6	7.0	4.7	3.3	3.2	2.8	2.9	5.4



- [ ] Ranking at each section and finish
- :-:- No data available at this section
- NA No data available