



NZ Metropolitan Trotting Club Inc Harness

Race 2: AVON CITY FORD TROT - 2600m

14 June 2026 - 1:56PM



Weather: Fine

Field Times	3:23.96	3:06.75	2:51.63	2:36.02	2:20.53	2:05.13	1:49.20	1:33.53
(Race Tempo)	(0:17.21)	(0:15.12)	(0:15.61)	(0:15.49)	(0:15.40)	(0:15.93)	(0:15.66)	(0:16.25)

Rank	TAB#	Horse	Overall Time	First 400m	Top Speed km/h (Section)	L2600	L2400	L2200	L2000	L1800	L1600	L1400	L1200
	(BAR#)	Driver	Margin (DT-W)	Last 600m	Fastest Section (Time)	Start - 2400	2400 - 2200	2200 - 2000	2000 - 1800	1800 - 1600	1600 - 1400	1400 - 1200	1200 - 1000
1	9	Tyron Everest	3:23.96	0:32.33	49.8 (200-0)	3:23.96	3:06.75 [1]	2:51.63 [1]	2:36.02 [1]	2:20.18 [2]	2:04.14 [3]	1:48.29 [3]	1:32.70 [3]
	(9)	John R Dunn		0:45.28	200-0 (0:14.74)	(0:17.21)	(0:15.12)	(0:15.61)	(0:15.84)	(0:16.04)	(0:15.85)	(0:15.59)	(0:16.24)
2	8	Marikit	3:24.03	0:32.66	50.0 (2600 - 2400)	3:24.03	3:06.49 [3]	2:51.37 [3]	2:36.01 [2]	2:20.60 [1]	2:04.62 [2]	1:48.72 [2]	1:33.12 [2]
	(8)	P C Nairn	0.4L (-4)	0:45.71	200-0 (0:14.87)	(0:17.54)	(0:15.12)	(0:15.36)	(0:15.41)	(0:15.98)	(0:15.90)	(0:15.60)	(0:16.22)
3	11	B D Voltic	3:24.65	0:35.38	49.4 (600-400)	3:24.65	3:06.26 [5]	2:49.27 [7]	2:33.32 [7]	2:18.10 [7]	2:02.35 [7]	1:46.67 [7]	1:31.79 [7]
	(11)	R D Holmes	4.0L (+14)	0:45.97	800-600 (0:14.88)	(0:18.39)	(0:16.99)	(0:15.95)	(0:15.22)	(0:15.75)	(0:15.68)	(0:14.88)	(0:15.48)
4	7	Neil William	3:24.77	0:32.66	50.1 (2600 - 2400)	3:24.77	3:07.27 [2]	2:52.12 [2]	2:36.47 [3]	2:20.58 [4]	2:04.59 [4]	1:48.73 [4]	1:33.17 [4]
	(7)	S M Payne	4.6L (-5)	0:46.45	800-600 (0:14.87)	(0:17.50)	(0:15.16)	(0:15.65)	(0:15.89)	(0:15.99)	(0:15.86)	(0:15.56)	(0:16.31)
5	4	Stuarts Buller Boy	3:25.12	0:33.10	48.8 (2400-2200)	3:25.12	3:07.08 [4]	2:52.01 [4]	2:36.47 [4]	2:20.62 [5]	2:04.53 [5]	1:48.69 [5]	1:33.16 [5]
	(4)	B N Orange	6.7L (-8)	0:46.10	800-600 (0:15.02)	(0:18.04)	(0:15.06)	(0:15.54)	(0:15.85)	(0:16.09)	(0:15.84)	(0:15.54)	(0:16.23)
6	3	Velocis	3:25.87	0:36.75	51.3 (1200-1000)	3:25.87	3:05.06 [11]	2:49.12 [11]	2:32.83 [11]	2:17.39 [11]	2:01.57 [11]	1:46.23 [11]	1:31.83 [11]
	(3)	C A Butt	11.0L (+3)	0:46.71	1400-1200 (0:14.40)	(0:20.82)	(0:15.93)	(0:16.29)	(0:15.44)	(0:15.81)	(0:15.35)	(0:14.40)	(0:14.94)
7	14	Miss Maddie Maxie	3:27.00	0:35.76	49.0 (1400-1200)	3:27.00	3:07.38 [8]	2:51.24 [8]	2:35.28 [8]	2:19.76 [8]	2:04.18 [8]	1:48.48 [8]	1:33.69 [8]
	(U1)	R T May	17.4L (-3)	0:47.03	1400-1200 (0:14.79)	(0:19.62)	(0:16.14)	(0:15.96)	(0:15.52)	(0:15.57)	(0:15.71)	(0:14.79)	(0:15.65)
8	2	Sweet Caroline	3:27.49	0:34.66	49.6 (2200-2000)	3:27.49	3:08.51 [7]	2:52.83 [6]	2:37.76 [6]	2:22.64 [6]	2:06.57 [6]	1:50.75 [6]	1:35.21 [6]
	(2)	O G Thornley	20.2L (-9)	0:48.17	800-600 (0:15.02)	(0:18.98)	(0:15.68)	(0:15.06)	(0:15.12)	(0:16.07)	(0:15.82)	(0:15.54)	(0:16.19)
9	10	Radiant	3:28.13	0:33.95	50.7 (1800-1600)	3:28.13	3:09.42 [6]	2:54.18 [5]	2:39.17 [5]	2:24.31 [3]	2:09.30 [1]	1:53.37 [1]	1:37.70 [1]
	(10)	R J Butt	23.9L (-6)	0:50.24	2000-1800 (0:14.86)	(0:18.70)	(0:15.25)	(0:15.00)	(0:14.86)	(0:15.02)	(0:15.93)	(0:15.66)	(0:16.25)
10	5	Moonlight Gazer	3:28.14	0:36.15	50.4 (2400-2200)	3:28.14	3:07.53 [10]	2:51.99 [9]	2:36.04 [9]	2:20.52 [9]	2:04.85 [9]	1:49.22 [9]	1:34.52 [9]
	(5)	K G Cameron	23.9L (-4)	0:47.92	1400-1200 (0:14.70)	(0:20.61)	(0:15.54)	(0:15.95)	(0:15.52)	(0:15.66)	(0:15.63)	(0:14.70)	(0:15.70)

Scratched: Imperial Knight (#1), Brightman (#6), Honest Wal (#15)

Report Created: Sun 14 June 2026

(Note: Races are conducted over an approximate distance as close as possible to the advertised distance, and recorded data may vary accordingly. Official times refer to race times only and do not include handicap times.)

[] Position in running at each section and finish TAB# Saddle cloth number

-:-:- No data available at this section

NA No data available

DNT Did not track

BAR# Barrier/Gate Position

DNF Did not finish

DT-W Distance travelled compared to winner in metres

Fastest split

Fastest section

data processed by





NZ Metropolitan Trotting Club Inc Harness
 Race 2: AVON CITY FORD TROT - 2600m
 14 June 2026 - 1:56PM



Weather: Fine

Field Times (Race Tempo) 3:23.96 (0:17.21) 3:06.75 (0:15.12) 2:51.63 (0:15.61) 2:36.02 (0:15.49) 2:20.53 (0:15.40) 2:05.13 (0:15.93) 1:49.20 (0:15.66) 1:33.53 (0:16.25)

Rank	TAB#	Horse	Overall Time	First 400m	Top Speed km/h (Section)	L2600	L2400	L2200	L2000	L1800	L1600	L1400	L1200
	(BAR#)	Driver	Margin (DT-W)	Last 600m	Fastest Section (Time)	Start - 2400	2400 - 2200	2200 - 2000	2000 - 1800	1800 - 1600	1600 - 1400	1400 - 1200	1200 - 1000
11	16	Gimme Three Steps	3:28.80	0:36.48	51.3 (1200-1000)	3:28.80	3:08.92 [9]	2:52.31 [10]	2:36.28 [10]	2:20.66 [10]	2:04.84 [10]	1:49.48 [10]	1:35.08 [10]
	(U3)	J C Morrison	27.7L (+31)	0:49.82	1400-1200 (0:14.40)	(0:19.88)	(0:16.60)	(0:16.04)	(0:15.61)	(0:15.83)	(0:15.36)	(0:14.40)	(0:14.93)
12	12	Tamsin Trouble	3:35.25	0:39.25	47.3 (2200-2000)	3:35.25	3:13.68 [12]	2:56.00 [12]	2:40.13 [12]	2:24.56 [12]	2:08.64 [12]	1:52.83 [12]	1:37.53 [12]
	(12)	L F O'Reilly	64.6L (-9)	0:49.98	1400-1200 (0:15.30)	(0:21.57)	(0:17.68)	(0:15.87)	(0:15.57)	(0:15.93)	(0:15.81)	(0:15.30)	(0:15.90)
13	13	Dazzled	3:55.05	0:41.73	45.8 (2200-2000)	3:55.05	3:30.75 [13]	3:13.32 [13]	2:57.04 [13]	2:40.07 [13]	2:22.69 [13]	2:05.62 [13]	1:49.33 [13]
	(13)	R E Harrison	177.7L (-7)	0:55.74	2200-2000 (0:16.28)	(0:24.30)	(0:17.43)	(0:16.28)	(0:16.97)	(0:17.38)	(0:17.07)	(0:16.29)	(0:17.26)

Scratched: Imperial Knight (#1), Brightman (#6), Honest Wal (#15)

Report Created: Sun 14 June 2026

(Note: Races are conducted over an approximate distance as close as possible to the advertised distance, and recorded data may vary accordingly. Official times refer to race times only and do not include handicap times.)

[] Position in running at each section and finish TAB# Saddle cloth number

-:-:- No data available at this section

NA No data available

DNT Did not track

BAR# Barrier/Gate Position

DNF Did not finish

DT-W Distance travelled compared to winner in metres

Fastest split

Fastest section



NZ Metropolitan Trotting Club Inc Harness

Race 2: AVON CITY FORD TROT - 2600m

14 June 2026 - 1:56PM



Weather: Fine

Field Times	1:17.28	1:01.15	0:46.07	0:30.65	0:15.02
(Race Tempo)	(0:16.13)	(0:15.07)	(0:15.42)	(0:15.63)	(0:15.02)

Rank	TAB#	Horse	Overall Time	First 400m	Top Speed km/h (Section)	L1000	L800	L600	L400	L200			
	(BAR#)	Driver	Margin (DT-W)	Last 600m	Fastest Section (Time)	1000 - 800	800 - 600	600 - 400	400 - 200	200 - Finish			
1	9	Tyron Everest	3:23.96	0:32.33	49.8 (200-0)	1:16.46 [3]	1:00.30 [4]	0:45.28 [4]	0:30.07 [4]	0:14.74 [3]			
	(9)	John R Dunn		0:45.28	200-0 (0:14.74)	(0:16.15)	(0:15.02)	(0:15.21)	(0:15.33)	(0:14.74)			
2	8	Marikit	3:24.03	0:32.66	50.0 (2600 - 2400)	1:16.90 [2]	1:00.76 [2]	0:45.71 [3]	0:30.28 [3]	0:14.87 [2]			
	(8)	P C Nairn	0.4L (-4)	0:45.71	200-0 (0:14.87)	(0:16.13)	(0:15.06)	(0:15.43)	(0:15.41)	(0:14.87)			
3	11	B D Voltic	3:24.65	0:35.38	49.4 (600-400)	1:16.31 [6]	1:00.85 [5]	0:45.97 [4]	0:30.71 [5]	0:15.24 [4]			
	(11)	R D Holmes	4.0L (+14)	0:45.97	800-600 (0:14.88)	(0:15.46)	(0:14.88)	(0:15.26)	(0:15.47)	(0:15.24)			
4	7	Neil William	3:24.77	0:32.66	50.1 (2600 - 2400)	1:16.86 [4]	1:01.32 [3]	0:46.45 [2]	0:31.39 [2]	0:15.83 [1]			
	(7)	S M Payne	4.6L (-5)	0:46.45	800-600 (0:14.87)	(0:15.54)	(0:14.87)	(0:15.06)	(0:15.56)	(0:15.83)			
5	4	Stuarts Buller Boy	3:25.12	0:33.10	48.8 (2400-2200)	1:16.93 [5]	1:01.13 [6]	0:46.10 [7]	0:30.97 [6]	0:15.57 [5]			
	(4)	B N Orange	6.7L (-8)	0:46.10	800-600 (0:15.02)	(0:15.80)	(0:15.02)	(0:15.14)	(0:15.39)	(0:15.57)			
6	3	Velocis	3:25.87	0:36.75	51.3 (1200-1000)	1:16.89 [10]	1:01.38 [9]	0:46.72 [8]	0:31.37 [7]	0:15.92 [7]			
	(3)	C A Butt	11.0L (+3)	0:46.71	1400-1200 (0:14.40)	(0:15.51)	(0:14.67)	(0:15.35)	(0:15.44)	(0:15.92)			
7	14	Miss Maddie Maxie	3:27.00	0:35.76	49.0 (1400-1200)	1:18.03 [9]	1:02.21 [10]	0:47.04 [10]	0:31.81 [9]	0:16.20 [9]			
	(U1)	R T May	17.4L (-3)	0:47.03	1400-1200 (0:14.79)	(0:15.82)	(0:15.17)	(0:15.22)	(0:15.61)	(0:16.20)			
8	2	Sweet Caroline	3:27.49	0:34.66	49.6 (2200-2000)	1:19.01 [7]	1:03.18 [8]	0:48.16 [9]	0:32.70 [8]	0:16.81 [8]			
	(2)	O G Thornley	20.2L (-9)	0:48.17	800-600 (0:15.02)	(0:15.83)	(0:15.02)	(0:15.46)	(0:15.90)	(0:16.81)			
9	10	Radiant	3:28.13	0:33.95	50.7 (1800-1600)	1:21.45 [1]	1:05.32 [1]	0:50.24 [1]	0:34.82 [1]	0:18.39 [6]			
	(10)	R J Butt	23.9L (-6)	0:50.24	2000-1800 (0:14.86)	(0:16.13)	(0:15.07)	(0:15.42)	(0:16.43)	(0:18.39)			
10	5	Moonlight Gazer	3:28.14	0:36.15	50.4 (2400-2200)	1:18.82 [11]	1:03.08 [11]	0:47.93 [11]	0:32.62 [10]	0:16.47 [10]			
	(5)	K G Cameron	23.9L (-4)	0:47.92	1400-1200 (0:14.70)	(0:15.73)	(0:15.16)	(0:15.30)	(0:16.15)	(0:16.47)			

Scratched: Imperial Knight (#1), Brightman (#6), Honest Wal (#15)

Report Created: Sun 14 June 2026

(Note: Races are conducted over an approximate distance as close as possible to the advertised distance, and recorded data may vary accordingly. Official times refer to race times only and do not include handicap times.)

[] Position in running at each section and finish TAB# Saddle cloth number

:-:-- No data available at this section

NA No data available

DNT Did not track

BAR# Barrier/Gate Position

DNF Did not finish

DT-W Distance travelled compared to winner in metres

Fastest split

Fastest section

data processed by





NZ Metropolitan Trotting Club Inc Harness

Race 2: AVON CITY FORD TROT - 2600m

14 June 2026 - 1:56PM

Weather: Fine



Field Times	1:17.28	1:01.15	0:46.07	0:30.65	0:15.02
(Race Tempo)	(0:16.13)	(0:15.07)	(0:15.42)	(0:15.63)	(0:15.02)

Rank	TAB#	Horse	Overall Time	First 400m	Top Speed km/h (Section)	L1000	L800	L600	L400	L200			
	(BAR#)	Driver	Margin (DT-W)	Last 600m	Fastest Section (Time)	1000 - 800	800 - 600	600 - 400	400 - 200	200 - Finish			
11	16	Gimme Three Steps	3:28.80	0:36.48	51.3 (1200-1000)	1:20.14 [8]	1:04.63 [7]	0:49.82 [6]	0:32.80 [11]	0:16.41 [11]			
	(U3)	J C Morrison	27.7L (+31)	0:49.82	1400-1200 (0:14.40)	(0:15.51)	(0:14.81)	(0:17.02)	(0:16.39)	(0:16.41)			
12	12	Tamsin Trouble	3:35.25	0:39.25	47.3 (2200-2000)	1:21.63 [12]	1:05.74 [12]	0:49.98 [12]	0:33.55 [12]	0:16.68 [12]			
	(12)	L F O'Reilly	64.6L (-9)	0:49.98	1400-1200 (0:15.30)	(0:15.90)	(0:15.76)	(0:16.43)	(0:16.87)	(0:16.68)			
13	13	Dazzled	3:55.05	0:41.73	45.8 (2200-2000)	1:32.08 [13]	1:14.11 [13]	0:55.74 [13]	0:37.02 [13]	0:17.83 [13]			
	(13)	R E Harrison	177.7L (-7)	0:55.74	2200-2000 (0:16.28)	(0:17.97)	(0:18.37)	(0:18.72)	(0:19.19)	(0:17.83)			

Scratched: Imperial Knight (#1), Brightman (#6), Honest Wal (#15)

Report Created: Sun 14 June 2026

(Note: Races are conducted over an approximate distance as close as possible to the advertised distance, and recorded data may vary accordingly. Official times refer to race times only and do not include handicap times.)

[] Position in running at each section and finish TAB# Saddle cloth number

-:-:- No data available at this section

NA No data available

DNT Did not track

BAR# Barrier/Gate Position

DNF Did not finish

DT-W Distance travelled compared to winner in metres

Fastest split

Fastest section

data processed by  TRIPLES DATA

Horse/Jockey Name	Tyron Everest/John R Dunn
Finish Rank	1
Fastest Section Time (Section)	0:14.74 (200-0)
Top Speed [km/h] (Section)	49.8 (200-0)
Race State	Finished



NZ Metropolitan Trotting Club Inc Harness

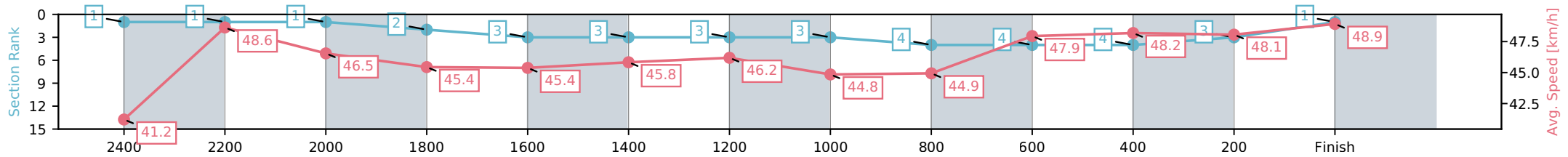
Race 2: AVON CITY FORD TROT - 2600m

14 June 2026 - 1:56PM

Weather: Fine



Section	L2600	L2400	L2200	L2000	L1800	L1600	L1400	L1200	L1000	L800	L600	L400	L200
Section Times	3:23.96 (0:17.21)	3:06.75 [1] (0:15.12)	2:51.63 [1] (0:15.61)	2:36.02 [1] (0:15.84)	2:20.18 [2] (0:16.04)	2:04.14 [3] (0:15.85)	1:48.29 [3] (0:15.59)	1:32.70 [3] (0:16.24)	1:16.46 [3] (0:16.15)	1:00.30 [4] (0:15.02)	0:45.28 [4] (0:15.21)	0:30.07 [4] (0:15.33)	0:14.74 [3] (0:14.74)
Average Speed [km/h]	41.2	48.6	46.5	45.4	45.4	45.8	46.2	44.8	44.9	47.9	48.2	48.1	48.9
Top Speed [km/h]	49.6	49.6	48.5	46.2	46.3	46.8	47.2	45.9	47.2	48.6	48.7	49.0	49.8
Avg. Dist. to Rail [m]	12.1	2.9	1.4	1.4	1.5	1.4	3.0	1.5	1.3	1.7	2.4	3.6	6.8



- [] Ranking at each section and finish
- :-:- No data available at this section
- NA No data available

Horse/Jockey Name	Marikit/P C Nairn
Finish Rank	2
Fastest Section Time (Section)	0:14.87 (200-0)
Top Speed [km/h] (Section)	50.0 (2600 - 2400)
Race State	Finished



NZ Metropolitan Trotting Club Inc Harness

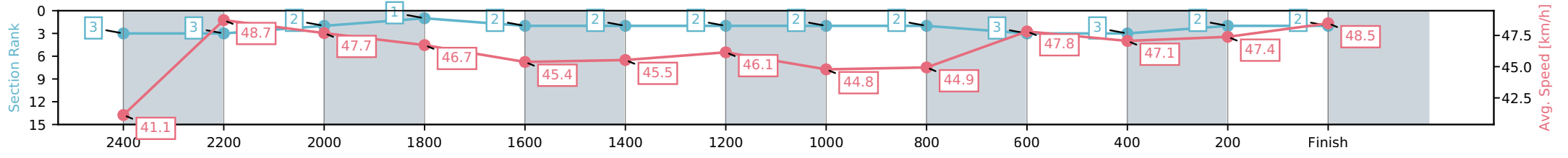
Race 2: AVON CITY FORD TROT - 2600m

14 June 2026 - 1:56PM

Weather: Fine



Section	L2600	L2400	L2200	L2000	L1800	L1600	L1400	L1200	L1000	L800	L600	L400	L200
Section Times	3:24.03 (0:17.54)	3:06.49 [3] (0:15.12)	2:51.37 [3] (0:15.36)	2:36.01 [2] (0:15.41)	2:20.60 [1] (0:15.98)	2:04.62 [2] (0:15.90)	1:48.72 [2] (0:15.60)	1:33.12 [2] (0:16.22)	1:16.90 [2] (0:16.13)	1:00.76 [2] (0:15.06)	0:45.71 [3] (0:15.43)	0:30.28 [3] (0:15.41)	0:14.87 [2] (0:14.87)
Average Speed [km/h]	41.1	48.7	47.7	46.7	45.4	45.5	46.1	44.8	44.9	47.8	47.1	47.4	48.5
Top Speed [km/h]	50.0	49.4	48.4	48.0	46.4	46.6	46.9	46.0	47.5	48.1	47.9	48.0	49.0
Avg. Dist. to Rail [m]	11.8	3.1	2.4	2.8	1.3	0.9	2.6	1.1	1.1	1.2	1.2	2.3	4.9



- [] Ranking at each section and finish
- :-:- No data available at this section
- NA No data available

Horse/Jockey Name	B D Voltic/R D Holmes
Finish Rank	3
Fastest Section Time (Section)	0:14.88 (800-600)
Top Speed [km/h] (Section)	49.4 (600-400)
Race State	Finished



NZ Metropolitan Trotting Club Inc Harness

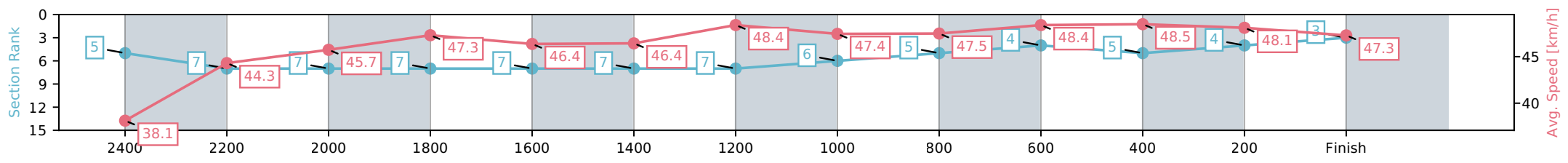
Race 2: AVON CITY FORD TROT - 2600m



14 June 2026 - 1:56PM

Weather: Fine

Section	L2600	L2400	L2200	L2000	L1800	L1600	L1400	L1200	L1000	L800	L600	L400	L200
Section Times	3:24.65 (0:18.39)	3:06.26 [5] (0:16.99)	2:49.27 [7] (0:15.95)	2:33.32 [7] (0:15.22)	2:18.10 [7] (0:15.75)	2:02.35 [7] (0:15.68)	1:46.67 [7] (0:14.88)	1:31.79 [7] (0:15.48)	1:16.31 [6] (0:15.46)	1:00.85 [5] (0:14.88)	0:45.97 [4] (0:15.26)	0:30.71 [5] (0:15.47)	0:15.24 [4] (0:15.24)
Average Speed [km/h]	38.1	44.3	45.7	47.3	46.4	46.4	48.4	47.4	47.5	48.4	48.5	48.1	47.3
Top Speed [km/h]	45.3	45.9	46.9	48.1	47.7	48.3	48.7	49.2	48.5	49.0	49.4	49.3	48.4
Avg. Dist. to Rail [m]	16.2	6.1	2.2	3.6	2.7	1.8	4.8	2.5	2.8	3.5	3.6	5.0	8.6



- [] Ranking at each section and finish
- :-:- No data available at this section
- NA No data available

Horse/Jockey Name	Neil William/S M Payne
Finish Rank	4
Fastest Section Time (Section)	0:14.87 (800-600)
Top Speed [km/h] (Section)	50.1 (2600 - 2400)
Race State	Finished



NZ Metropolitan Trotting Club Inc Harness

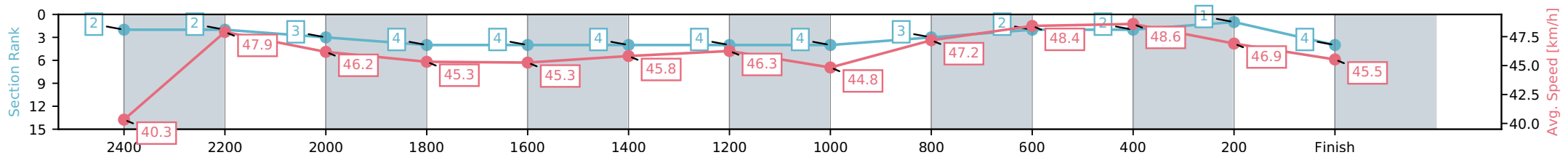
Race 2: AVON CITY FORD TROT - 2600m

14 June 2026 - 1:56PM

Weather: Fine



Section	L2600	L2400	L2200	L2000	L1800	L1600	L1400	L1200	L1000	L800	L600	L400	L200
Section Times	3:24.77 (0:17.50)	3:07.27 [2] (0:15.16)	2:52.12 [2] (0:15.65)	2:36.47 [3] (0:15.89)	2:20.58 [4] (0:15.99)	2:04.59 [4] (0:15.86)	1:48.73 [4] (0:15.56)	1:33.17 [4] (0:16.31)	1:16.86 [4] (0:15.54)	1:01.32 [3] (0:14.87)	0:46.45 [2] (0:15.06)	0:31.39 [2] (0:15.56)	0:15.83 [1] (0:15.83)
Average Speed [km/h]	40.3	47.9	46.2	45.3	45.3	45.8	46.3	44.8	47.2	48.4	48.6	46.9	45.5
Top Speed [km/h]	50.1	50.0	47.3	46.2	46.3	46.6	47.4	46.0	48.4	49.0	49.2	49.1	46.1
Avg. Dist. to Rail [m]	8.9	1.3	0.7	1.2	0.8	1.5	3.7	1.9	2.5	2.6	2.3	2.1	4.4



- [] Ranking at each section and finish
- :-:- No data available at this section
- NA No data available

Horse/Jockey Name	Stuarts Buller Boy/B N Orange
Finish Rank	5
Fastest Section Time (Section)	0:15.02 (800-600)
Top Speed [km/h] (Section)	48.8 (2400-2200)
Race State	Finished



NZ Metropolitan Trotting Club Inc Harness

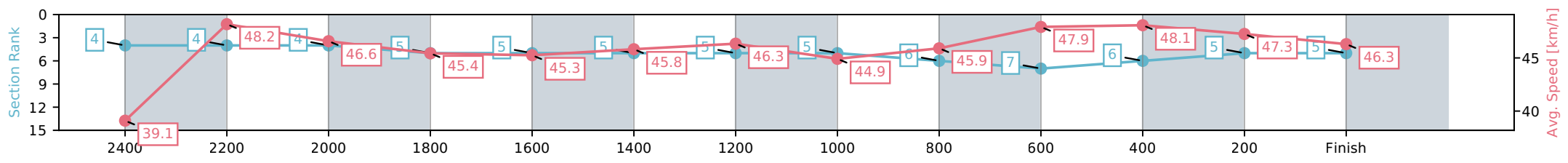
Race 2: AVON CITY FORD TROT - 2600m

14 June 2026 - 1:56PM

Weather: Fine



Section	L2600	L2400	L2200	L2000	L1800	L1600	L1400	L1200	L1000	L800	L600	L400	L200
Section Times	3:25.12 (0:18.04)	3:07.08 [4] (0:15.06)	2:52.01 [4] (0:15.54)	2:36.47 [4] (0:15.85)	2:20.62 [5] (0:16.09)	2:04.53 [5] (0:15.84)	1:48.69 [5] (0:15.54)	1:33.16 [5] (0:16.23)	1:16.93 [5] (0:15.80)	1:01.13 [6] (0:15.02)	0:46.10 [7] (0:15.14)	0:30.97 [6] (0:15.39)	0:15.57 [5] (0:15.57)
Average Speed [km/h]	39.1	48.2	46.6	45.4	45.3	45.8	46.3	44.9	45.9	47.9	48.1	47.3	46.3
Top Speed [km/h]	48.7	48.8	47.8	46.2	46.3	46.7	47.2	46.3	47.7	48.6	48.7	47.8	48.0
Avg. Dist. to Rail [m]	5.5	1.1	1.0	1.7	1.7	1.2	3.1	1.6	1.2	1.8	1.6	1.9	2.6



- [] Ranking at each section and finish
- :-:- No data available at this section
- NA No data available

Horse/Jockey Name	Velocis/C A Butt
Finish Rank	6
Fastest Section Time (Section)	0:14.40 (1400-1200)
Top Speed [km/h] (Section)	51.3 (1200-1000)
Race State	Finished



NZ Metropolitan Trotting Club Inc Harness

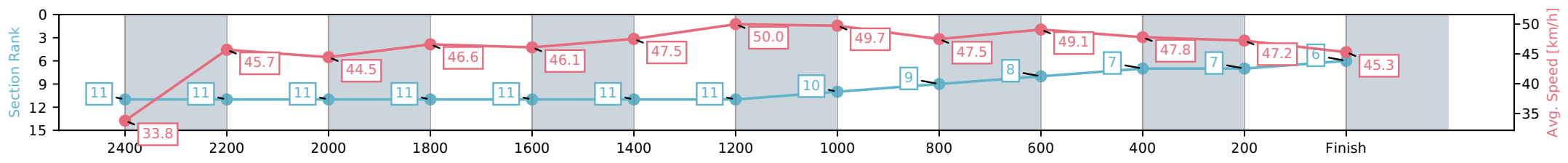
Race 2: AVON CITY FORD TROT - 2600m

14 June 2026 - 1:56PM

Weather: Fine



Section	L2600	L2400	L2200	L2000	L1800	L1600	L1400	L1200	L1000	L800	L600	L400	L200
Section Times	3:25.87 (0:20.82)	3:05.06 [11] (0:15.93)	2:49.12 [11] (0:16.29)	2:32.83 [11] (0:15.44)	2:17.39 [11] (0:15.81)	2:01.57 [11] (0:15.35)	1:46.23 [11] (0:14.40)	1:31.83 [11] (0:14.94)	1:16.89 [10] (0:15.51)	1:01.38 [9] (0:14.67)	0:46.72 [8] (0:15.35)	0:31.37 [7] (0:15.44)	0:15.92 [7] (0:15.92)
Average Speed [km/h]	33.8	45.7	44.5	46.6	46.1	47.5	50.0	49.7	47.5	49.1	47.8	47.2	45.3
Top Speed [km/h]	45.3	46.3	45.9	47.2	46.7	48.5	51.1	51.3	48.1	49.6	48.6	48.2	47.1
Avg. Dist. to Rail [m]	4.7	1.6	1.1	3.1	2.2	2.1	5.6	3.8	3.3	4.0	2.9	2.2	3.3



- [] Ranking at each section and finish
- :-:- No data available at this section
- NA No data available

Horse/Jockey Name	Miss Maddie Maxie/R T May
Finish Rank	7
Fastest Section Time (Section)	0:14.79 (1400-1200)
Top Speed [km/h] (Section)	49.0 (1400-1200)
Race State	Finished



NZ Metropolitan Trotting Club Inc Harness

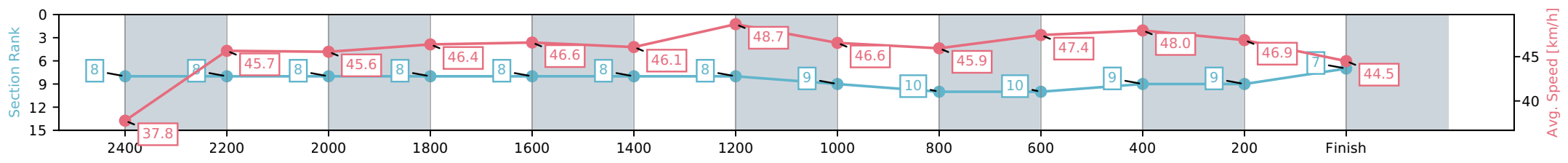
Race 2: AVON CITY FORD TROT - 2600m

14 June 2026 - 1:56PM

Weather: Fine



Section	L2600	L2400	L2200	L2000	L1800	L1600	L1400	L1200	L1000	L800	L600	L400	L200
Section Times	3:27.00 (0:19.62)	3:07.38 [8] (0:16.14)	2:51.24 [8] (0:15.96)	2:35.28 [8] (0:15.52)	2:19.76 [8] (0:15.57)	2:04.18 [8] (0:15.71)	1:48.48 [8] (0:14.79)	1:33.69 [8] (0:15.65)	1:18.03 [9] (0:15.82)	1:02.21 [10] (0:15.17)	0:47.04 [10] (0:15.22)	0:31.81 [9] (0:15.61)	0:16.20 [9] (0:16.20)
Average Speed [km/h]	37.8	45.7	45.6	46.4	46.6	46.1	48.7	46.6	45.9	47.4	48.0	46.9	44.5
Top Speed [km/h]	47.7	47.6	46.7	47.0	46.7	47.7	49.0	48.8	46.5	47.8	48.6	47.7	47.6
Avg. Dist. to Rail [m]	13.9	3.2	1.8	2.5	1.6	1.0	3.1	1.5	1.6	2.4	1.9	2.8	5.0



- [] Ranking at each section and finish
- :-:- No data available at this section
- NA No data available

Horse/Jockey Name	Sweet Caroline/O G Thornley
Finish Rank	8
Fastest Section Time (Section)	0:15.02 (800-600)
Top Speed [km/h] (Section)	49.6 (2200-2000)
Race State	Finished



NZ Metropolitan Trotting Club Inc Harness

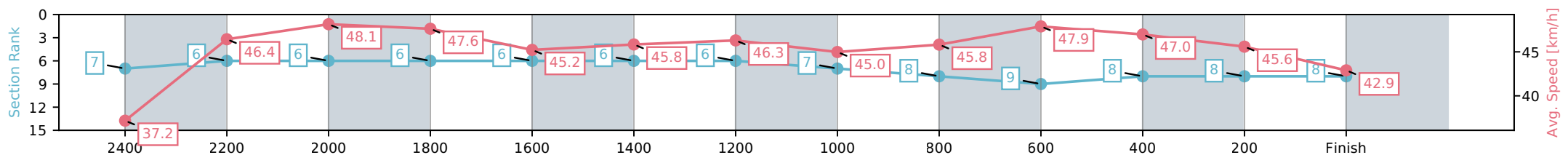
Race 2: AVON CITY FORD TROT - 2600m

14 June 2026 - 1:56PM

Weather: Fine



Section	L2600	L2400	L2200	L2000	L1800	L1600	L1400	L1200	L1000	L800	L600	L400	L200
Section Times	3:27.49 (0:18.98)	3:08.51 [7] (0:15.68)	2:52.83 [6] (0:15.06)	2:37.76 [6] (0:15.12)	2:22.64 [6] (0:16.07)	2:06.57 [6] (0:15.82)	1:50.75 [6] (0:15.54)	1:35.21 [6] (0:16.19)	1:19.01 [7] (0:15.83)	1:03.18 [8] (0:15.02)	0:48.16 [9] (0:15.46)	0:32.70 [8] (0:15.90)	0:16.81 [8] (0:16.81)
Average Speed [km/h]	37.2	46.4	48.1	47.6	45.2	45.8	46.3	45.0	45.8	47.9	47.0	45.6	42.9
Top Speed [km/h]	46.1	48.1	49.6	49.5	46.2	46.5	47.1	46.5	46.9	48.7	47.7	47.0	45.3
Avg. Dist. to Rail [m]	2.8	1.6	1.2	1.6	1.5	1.1	3.0	1.4	1.2	1.6	1.3	1.2	3.1



- [] Ranking at each section and finish
- :-:- No data available at this section
- NA No data available

Horse/Jockey Name	Radiant/R J Butt
Finish Rank	9
Fastest Section Time (Section)	0:14.86 (2000-1800)
Top Speed [km/h] (Section)	50.7 (1800-1600)
Race State	Finished



NZ Metropolitan Trotting Club Inc Harness

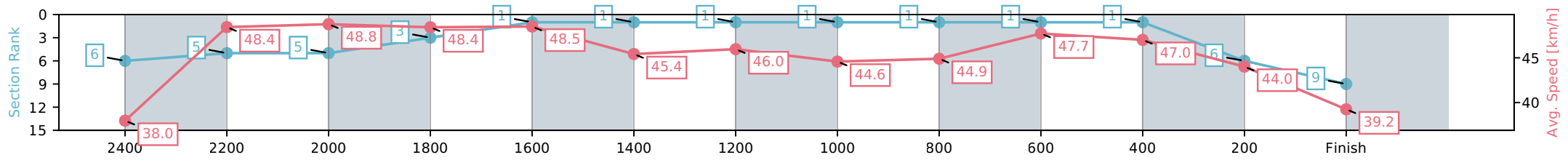
Race 2: AVON CITY FORD TROT - 2600m

14 June 2026 - 1:56PM

Weather: Fine



Section	L2600	L2400	L2200	L2000	L1800	L1600	L1400	L1200	L1000	L800	L600	L400	L200
Section Times	3:28.13 (0:18.70)	3:09.42 [6] (0:15.25)	2:54.18 [5] (0:15.00)	2:39.17 [5] (0:14.86)	2:24.31 [3] (0:15.02)	2:09.30 [1] (0:15.93)	1:53.37 [1] (0:15.66)	1:37.70 [1] (0:16.25)	1:21.45 [1] (0:16.13)	1:05.32 [1] (0:15.07)	0:50.24 [1] (0:15.42)	0:34.82 [1] (0:16.43)	0:18.39 [6] (0:18.39)
Average Speed [km/h]	38.0	48.4	48.8	48.4	48.5	45.4	46.0	44.6	44.9	47.7	47.0	44.0	39.2
Top Speed [km/h]	47.7	49.3	50.5	50.3	50.7	46.4	46.3	45.3	47.5	48.2	48.0	46.6	42.5
Avg. Dist. to Rail [m]	13.5	3.5	2.4	3.6	2.3	1.0	2.6	0.9	0.9	1.0	1.1	0.8	0.9



- [] Ranking at each section and finish
- :-:- No data available at this section
- NA No data available

Horse/Jockey Name	Moonlight Gazer/K G Cameron
Finish Rank	10
Fastest Section Time (Section)	0:14.70 (1400-1200)
Top Speed [km/h] (Section)	50.4 (2400-2200)
Race State	Finished



NZ Metropolitan Trotting Club Inc Harness

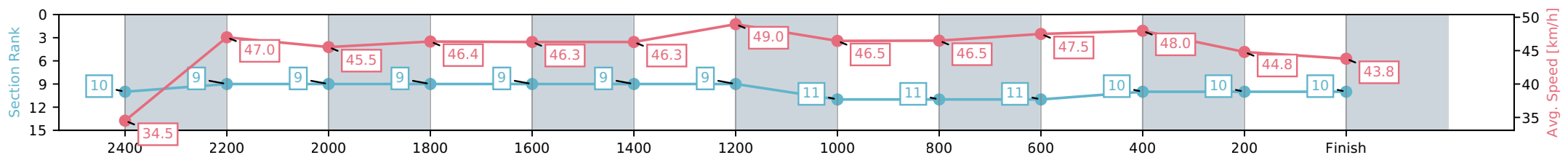
Race 2: AVON CITY FORD TROT - 2600m

14 June 2026 - 1:56PM

Weather: Fine



Section	L2600	L2400	L2200	L2000	L1800	L1600	L1400	L1200	L1000	L800	L600	L400	L200
Section Times	3:28.14 (0:20.61)	3:07.53 [10] (0:15.54)	2:51.99 [9] (0:15.95)	2:36.04 [9] (0:15.52)	2:20.52 [9] (0:15.66)	2:04.85 [9] (0:15.63)	1:49.22 [9] (0:14.70)	1:34.52 [9] (0:15.70)	1:18.82 [11] (0:15.73)	1:03.08 [11] (0:15.16)	0:47.93 [11] (0:15.30)	0:32.62 [10] (0:16.15)	0:16.47 [10] (0:16.47)
Average Speed [km/h]	34.5	47.0	45.5	46.4	46.3	46.3	49.0	46.5	46.5	47.5	48.0	44.8	43.8
Top Speed [km/h]	50.2	50.4	46.4	46.8	46.9	48.3	49.3	49.3	47.3	48.7	49.2	46.2	45.5
Avg. Dist. to Rail [m]	8.9	2.1	1.6	2.6	1.5	1.0	3.2	1.6	2.3	3.2	2.9	0.9	2.1



- [] Ranking at each section and finish
- :-:- No data available at this section
- NA No data available

Horse/Jockey Name	Gimme Three Steps/J C Morrison
Finish Rank	11
Fastest Section Time (Section)	0:14.40 (1400-1200)
Top Speed [km/h] (Section)	51.3 (1200-1000)
Race State	Finished



NZ Metropolitan Trotting Club Inc Harness

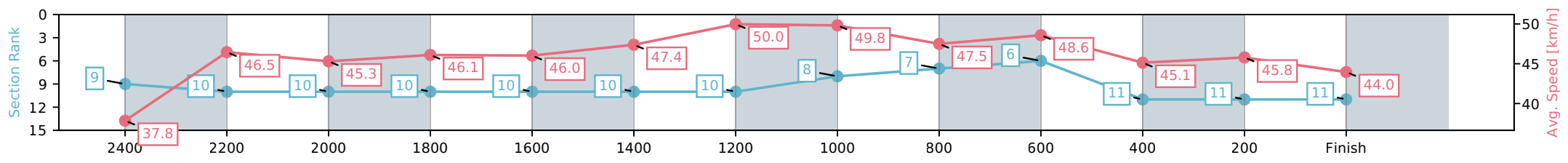
Race 2: AVON CITY FORD TROT - 2600m

14 June 2026 - 1:56PM

Weather: Fine



Section	L2600	L2400	L2200	L2000	L1800	L1600	L1400	L1200	L1000	L800	L600	L400	L200
Section Times	3:28.80 (0:19.88)	3:08.92 [9] (0:16.60)	2:52.31 [10] (0:16.04)	2:36.28 [10] (0:15.61)	2:20.66 [10] (0:15.83)	2:04.84 [10] (0:15.36)	1:49.48 [10] (0:14.40)	1:35.08 [10] (0:14.93)	1:20.14 [8] (0:15.51)	1:04.63 [7] (0:14.81)	0:49.82 [6] (0:17.02)	0:32.80 [11] (0:16.39)	0:16.41 [11] (0:16.41)
Average Speed [km/h]	37.8	46.5	45.3	46.1	46.0	47.4	50.0	49.8	47.5	48.6	45.1	45.8	44.0
Top Speed [km/h]	46.6	47.3	46.4	46.5	46.5	48.9	51.0	51.3	48.7	49.0	47.7	47.8	47.3
Avg. Dist. to Rail [m]	18.9	9.2	1.8	3.5	2.1	1.9	5.5	3.9	3.4	5.2	8.7	7.0	12.7



[] Ranking at each section and finish
 -:-:- No data available at this section
 NA No data available

Horse/Jockey Name	Tamsin Trouble/L F O'Reilly
Finish Rank	12
Fastest Section Time (Section)	0:15.30 (1400-1200)
Top Speed [km/h] (Section)	47.3 (2200-2000)
Race State	Finished



NZ Metropolitan Trotting Club Inc Harness

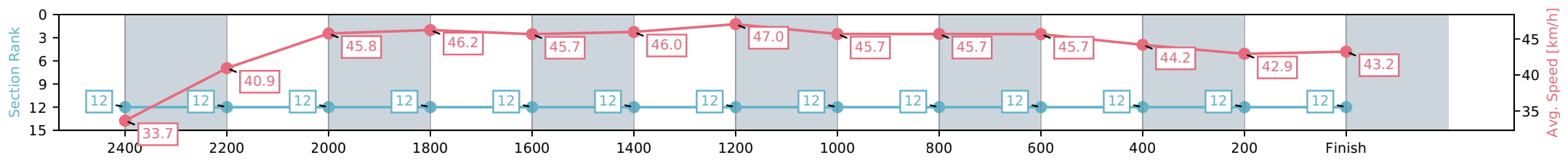
Race 2: AVON CITY FORD TROT - 2600m



14 June 2026 - 1:56PM

Weather: Fine

Section	L2600	L2400	L2200	L2000	L1800	L1600	L1400	L1200	L1000	L800	L600	L400	L200
Section Times	3:35.25 (0:21.57)	3:13.68 [12] (0:17.68)	2:56.00 [12] (0:15.87)	2:40.13 [12] (0:15.57)	2:24.56 [12] (0:15.93)	2:08.64 [12] (0:15.81)	1:52.83 [12] (0:15.30)	1:37.53 [12] (0:15.90)	1:21.63 [12] (0:15.90)	1:05.74 [12] (0:15.76)	0:49.98 [12] (0:16.43)	0:33.55 [12] (0:16.87)	0:16.68 [12] (0:16.68)
Average Speed [km/h]	33.7	40.9	45.8	46.2	45.7	46.0	47.0	45.7	45.7	45.7	44.2	42.9	43.2
Top Speed [km/h]	44.4	45.5	47.3	46.6	45.8	46.9	47.3	46.7	46.6	46.2	45.0	43.9	44.1
Avg. Dist. to Rail [m]	2.7	0.9	1.4	3.7	2.3	1.4	3.4	1.2	1.4	2.1	1.5	1.1	2.2



- [] Ranking at each section and finish
- :-:- No data available at this section
- NA No data available

Horse/Jockey Name	Dazzled/R E Harrison
Finish Rank	13
Fastest Section Time (Section)	0:16.28 (2200-2000)
Top Speed [km/h] (Section)	45.8 (2200-2000)
Race State	Finished



NZ Metropolitan Trotting Club Inc Harness

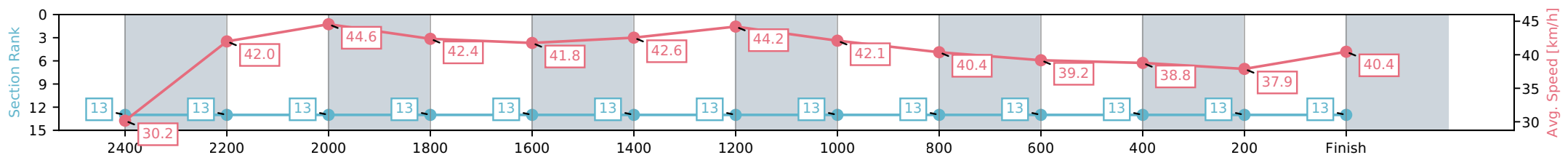
Race 2: AVON CITY FORD TROT - 2600m

14 June 2026 - 1:56PM

Weather: Fine



Section	L2600	L2400	L2200	L2000	L1800	L1600	L1400	L1200	L1000	L800	L600	L400	L200
Section Times	3:55.05 (0:24.30)	3:30.75 [13] (0:17.43)	3:13.32 [13] (0:16.28)	2:57.04 [13] (0:16.97)	2:40.07 [13] (0:17.38)	2:22.69 [13] (0:17.07)	2:05.62 [13] (0:16.29)	1:49.33 [13] (0:17.26)	1:32.08 [13] (0:17.97)	1:14.11 [13] (0:18.37)	0:55.74 [13] (0:18.72)	0:37.02 [13] (0:19.19)	0:17.83 [13] (0:17.83)
Average Speed [km/h]	30.2	42.0	44.6	42.4	41.8	42.6	44.2	42.1	40.4	39.2	38.8	37.9	40.4
Top Speed [km/h]	36.4	45.5	45.8	43.1	42.3	43.5	44.9	43.9	42.6	39.8	39.3	38.8	41.5
Avg. Dist. to Rail [m]	8.5	2.8	1.3	2.0	1.4	1.4	2.7	1.2	1.3	2.2	1.4	1.6	2.4



- [] Ranking at each section and finish
- :-:- No data available at this section
- NA No data available