



NZ Metropolitan Trotting Club Inc Harness

Race 3: ITALIAN THEMED TRACKSIDE DINING 19 JUNE BOOK NOW MOBILE PACE - 2600m

14 June 2026 - 2:35PM



Weather: Fine

Field Times	3:16.93	3:04.44	2:49.64	2:33.58	2:17.47	2:01.30	1:45.98	1:31.04
(Race Tempo)	(0:12.49)	(0:14.80)	(0:16.06)	(0:16.11)	(0:16.17)	(0:15.32)	(0:14.94)	(0:15.47)

Rank	TAB#	Horse	Overall Time	First 400m	Top Speed km/h (Section)	L2600	L2400	L2200	L2000	L1800	L1600	L1400	L1200
	(BAR#)	Driver	Margin (DT-W)	Last 600m	Fastest Section (Time)	Start - 2400	2400 - 2200	2200 - 2000	2000 - 1800	1800 - 1600	1600 - 1400	1400 - 1200	1200 - 1000
1	6	Valerei	3:16.93	0:28.91	52.2 (200-0)	3:16.93	3:03.40 [7]	2:48.02 [7]	2:32.05 [7]	2:15.99 [7]	2:00.05 [7]	1:44.83 [7]	1:29.97 [6]
	(6)	Craig D Thornley		0:44.10	2600 - 2400 (0:13.53)	(0:13.53)	(0:15.38)	(0:15.98)	(0:16.06)	(0:15.94)	(0:15.22)	(0:14.86)	(0:15.33)
2	9	Better Man	3:17.10	0:29.53	54.0 (200-0)	3:17.10	3:03.02 [9]	2:47.57 [9]	2:31.54 [9]	2:15.43 [9]	1:59.78 [9]	1:44.46 [9]	1:29.63 [9]
	(9)	R D Holmes	1.0L (-12)	0:43.68	2600 - 2400 (0:14.08)	(0:14.08)	(0:15.45)	(0:16.03)	(0:16.11)	(0:15.64)	(0:15.32)	(0:14.84)	(0:15.32)
3	8	Ultimate Dreamer	3:17.15	0:29.24	53.0 (400-200)	3:17.15	3:03.48 [8]	2:47.91 [8]	2:31.94 [8]	2:15.87 [8]	1:59.95 [8]	1:44.72 [8]	1:29.90 [8]
	(8)	A M Butt	1.2L (+4)	0:44.06	2600 - 2400 (0:13.67)	(0:13.67)	(0:15.57)	(0:15.97)	(0:16.06)	(0:15.92)	(0:15.24)	(0:14.82)	(0:15.38)
4	3	Rip Wheeler	3:17.36	0:27.29	54.0 (2600 - 2400)	3:17.36	3:04.58 [2]	2:50.07 [1]	2:34.01 [1]	2:17.90 [1]	2:01.73 [1]	1:46.41 [1]	1:31.47 [1]
	(3)	W J House	2.5L (-23)	0:45.28	2600 - 2400 (0:12.78)	(0:12.78)	(0:14.51)	(0:16.06)	(0:16.11)	(0:16.17)	(0:15.32)	(0:14.94)	(0:15.47)
5	2	Tuppence	3:18.04	0:28.07	54.3 (2600 - 2400)	3:18.04	3:05.21 [3]	2:49.96 [3]	2:33.97 [3]	2:17.69 [4]	2:01.76 [4]	1:46.41 [4]	1:31.32 [5]
	(2)	G N Thornley	6.4L (-21)	0:45.29	2600 - 2400 (0:12.83)	(0:12.83)	(0:15.24)	(0:16.00)	(0:16.27)	(0:15.93)	(0:15.36)	(0:15.09)	(0:15.28)
6	7	The Gangster	3:18.22	0:28.10	52.2 (2600 - 2400)	3:18.22	3:05.00 [4]	2:50.12 [4]	2:34.06 [4]	2:18.01 [3]	2:02.12 [3]	1:46.82 [3]	1:31.93 [2]
	(7)	P J Davis	7.4L (+1)	0:46.08	2600 - 2400 (0:13.22)	(0:13.22)	(0:14.88)	(0:16.06)	(0:16.05)	(0:15.89)	(0:15.29)	(0:14.89)	(0:15.37)
7	1	Scotlynn Fortress	3:18.55	0:28.52	52.2 (2600 - 2400)	3:18.55	3:05.25 [5]	2:50.03 [6]	2:33.99 [6]	2:17.77 [6]	2:01.87 [6]	1:46.60 [6]	1:31.48 [7]
	(1)	J C Morrison	9.3L (-19)	0:45.47	2600 - 2400 (0:13.30)	(0:13.30)	(0:15.22)	(0:16.04)	(0:16.21)	(0:15.90)	(0:15.27)	(0:15.13)	(0:15.28)
8	4	One Of These Nights	3:19.25	0:28.47	52.0 (2600 - 2400)	3:19.25	3:05.94 [6]	2:50.77 [5]	2:34.76 [5]	2:18.68 [5]	2:02.77 [5]	1:47.52 [5]	1:32.63 [4]
	(4)	B N Orange	13.3L (-2)	0:46.79	2600 - 2400 (0:13.31)	(0:13.31)	(0:15.16)	(0:16.02)	(0:16.08)	(0:15.92)	(0:15.24)	(0:14.89)	(0:15.38)
9	5	Midsummer Dreaming	3:22.57	0:27.73	56.6 (2600 - 2400)	3:22.57	3:10.08 [1]	2:54.84 [2]	2:38.83 [2]	2:22.56 [2]	2:06.62 [2]	1:51.24 [2]	1:36.15 [3]
	(5)	S J Thornley	32.2L (-26)	0:50.15	2600 - 2400 (0:12.49)	(0:12.49)	(0:15.24)	(0:16.01)	(0:16.27)	(0:15.95)	(0:15.37)	(0:15.09)	(0:15.28)

Report Created: Sun 14 June 2026

(Note: Races are conducted over an approximate distance as close as possible to the advertised distance, and recorded data may vary accordingly. Official times refer to race times only and do not include handicap times.)

[] Position in running at each section and finish TAB# Saddle cloth number

-:-:- No data available at this section

NA No data available

DNT Did not track

BAR# Barrier/Gate Position

DNF Did not finish

DT-W Distance travelled compared to winner in metres

Fastest split

Fastest section



NZ Metropolitan Trotting Club Inc Harness

Race 3: ITALIAN THEMED TRACKSIDE DINING 19 JUNE BOOK NOW MOBILE PACE - 2600m

14 June 2026 - 2:35PM



Weather: Fine

Field Times	1:15.57	1:00.01	0:44.85	0:29.68	0:14.66
(Race Tempo)	(0:15.56)	(0:15.16)	(0:15.17)	(0:15.02)	(0:14.66)

Rank	TAB#	Horse	Overall Time	First 400m	Top Speed km/h (Section)	L1000	L800	L600	L400	L200			
	(BAR#)	Driver	Margin (DT-W)	Last 600m	Fastest Section (Time)	1000 - 800	800 - 600	600 - 400	400 - 200	200 - Finish			
1	6	Valerei	3:16.93	0:28.91	52.2 (200-0)	1:14.64 [6]	0:59.18 [6]	0:44.11 [6]	0:28.75 [5]	0:14.10 [3]			
	(6)	Craig D Thornley		0:44.10	2600 - 2400 (0:13.53)	(0:15.46)	(0:15.08)	(0:15.36)	(0:14.64)	(0:14.10)			
2	9	Better Man	3:17.10	0:29.53	54.0 (200-0)	1:14.31 [9]	0:58.80 [9]	0:43.68 [9]	0:28.44 [9]	0:14.14 [4]			
	(9)	R D Holmes	1.0L (-12)	0:43.68	2600 - 2400 (0:14.08)	(0:15.50)	(0:15.12)	(0:15.24)	(0:14.30)	(0:14.14)			
3	8	Ultimate Dreamer	3:17.15	0:29.24	53.0 (400-200)	1:14.52 [8]	0:59.06 [8]	0:44.06 [8]	0:28.60 [7]	0:14.10 [5]			
	(8)	A M Butt	1.2L (+4)	0:44.06	2600 - 2400 (0:13.67)	(0:15.45)	(0:15.00)	(0:15.46)	(0:14.50)	(0:14.10)			
4	3	Rip Wheeler	3:17.36	0:27.29	54.0 (2600 - 2400)	1:16.00 [1]	1:00.44 [1]	0:45.28 [1]	0:30.11 [1]	0:15.09 [1]			
	(3)	W J House	2.5L (-23)	0:45.28	2600 - 2400 (0:12.78)	(0:15.56)	(0:15.16)	(0:15.17)	(0:15.02)	(0:15.09)			
5	2	Tuppence	3:18.04	0:28.07	54.3 (2600 - 2400)	1:16.03 [5]	1:00.38 [5]	0:45.29 [5]	0:29.70 [6]	0:14.87 [6]			
	(2)	G N Thornley	6.4L (-21)	0:45.29	2600 - 2400 (0:12.83)	(0:15.66)	(0:15.08)	(0:15.59)	(0:14.83)	(0:14.87)			
6	7	The Gangster	3:18.22	0:28.10	52.2 (2600 - 2400)	1:16.57 [2]	1:01.13 [2]	0:46.08 [2]	0:30.76 [2]	0:15.74 [2]			
	(7)	P J Davis	7.4L (+1)	0:46.08	2600 - 2400 (0:13.22)	(0:15.44)	(0:15.05)	(0:15.32)	(0:15.02)	(0:15.74)			
7	1	Scotlynn Fortress	3:18.55	0:28.52	52.2 (2600 - 2400)	1:16.19 [7]	1:00.56 [7]	0:45.47 [7]	0:29.91 [8]	0:15.02 [8]			
	(1)	J C Morrison	9.3L (-19)	0:45.47	2600 - 2400 (0:13.30)	(0:15.64)	(0:15.08)	(0:15.56)	(0:14.89)	(0:15.02)			
8	4	One Of These Nights	3:19.25	0:28.47	52.0 (2600 - 2400)	1:17.25 [4]	1:01.82 [4]	0:46.78 [4]	0:31.24 [3]	0:15.80 [7]			
	(4)	B N Orange	13.3L (-2)	0:46.79	2600 - 2400 (0:13.31)	(0:15.43)	(0:15.04)	(0:15.54)	(0:15.45)	(0:15.80)			
9	5	Midsummer Dreaming	3:22.57	0:27.73	56.6 (2600 - 2400)	1:20.88 [3]	1:05.22 [3]	0:50.14 [3]	0:34.50 [4]	0:18.65 [9]			
	(5)	S J Thornley	32.2L (-26)	0:50.15	2600 - 2400 (0:12.49)	(0:15.66)	(0:15.07)	(0:15.65)	(0:15.85)	(0:18.65)			

Report Created: Sun 14 June 2026

(Note: Races are conducted over an approximate distance as close as possible to the advertised distance, and recorded data may vary accordingly. Official times refer to race times only and do not include handicap times.)

[] Position in running at each section and finish TAB# Saddle cloth number
 -:-:- No data available at this section BAR# Barrier/Gate Position
 NA No data available DNF Did not finish
 DNT Did not track DT-W Distance travelled compared to winner in metres

Fastest split
 Fastest section

Horse/Jockey Name	Valerei/Craig D Thornley
Finish Rank	1
Fastest Section Time (Section)	0:13.53 (2600 - 2400)
Top Speed [km/h] (Section)	52.2 (200-0)
Race State	Finished



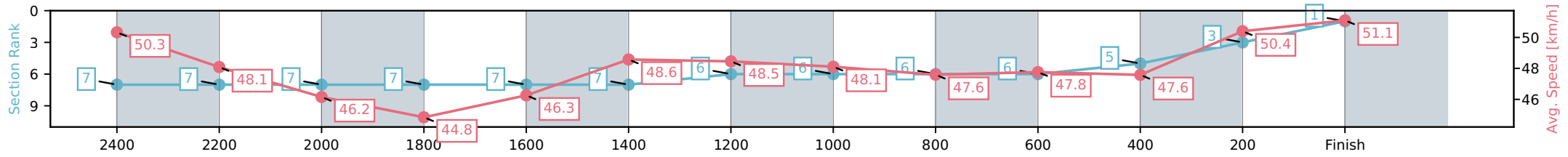
NZ Metropolitan Trotting Club Inc Harness
 Race 3: ITALIAN THEMED TRACKSIDE DINING 19 JUNE
 BOOK NOW MOBILE PACE - 2600m



14 June 2026 - 2:35PM

Weather: Fine

Section	L2600	L2400	L2200	L2000	L1800	L1600	L1400	L1200	L1000	L800	L600	L400	L200
Section Times	3:16.93 (0:13.53)	3:03.40 [7] (0:15.38)	2:48.02 [7] (0:15.98)	2:32.05 [7] (0:16.06)	2:15.99 [7] (0:15.94)	2:00.05 [7] (0:15.22)	1:44.83 [7] (0:14.86)	1:29.97 [6] (0:15.33)	1:14.64 [6] (0:15.46)	0:59.18 [6] (0:15.08)	0:44.11 [6] (0:15.36)	0:28.75 [5] (0:14.64)	0:14.10 [3] (0:14.10)
Average Speed [km/h]	50.3	48.1	46.2	44.8	46.3	48.6	48.5	48.1	47.6	47.8	47.6	50.4	51.1
Top Speed [km/h]	50.9	50.0	48.2	45.3	47.8	50.3	49.9	48.8	48.7	48.6	49.2	51.8	52.2
Avg. Dist. to Rail [m]	9.7	3.6	3.3	4.3	3.7	3.6	6.0	3.2	3.0	3.4	2.3	3.8	7.4



[] Ranking at each section and finish
 -:-:- No data available at this section
 NA No data available

Horse/Jockey Name	Better Man/R D Holmes
Finish Rank	2
Fastest Section Time (Section)	0:14.08 (2600 - 2400)
Top Speed [km/h] (Section)	54.0 (200-0)
Race State	Finished



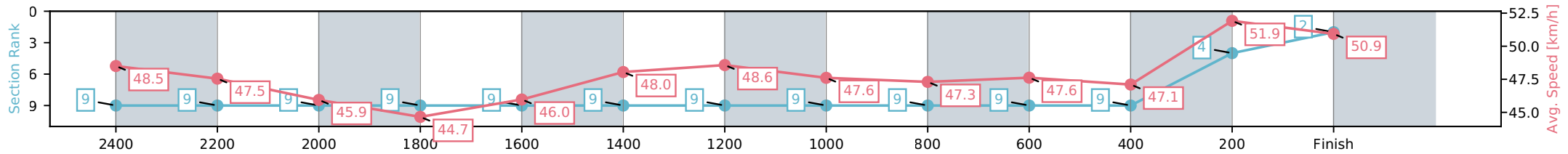
NZ Metropolitan Trotting Club Inc Harness
 Race 3: ITALIAN THEMED TRACKSIDE DINING 19 JUNE
 BOOK NOW MOBILE PACE - 2600m



14 June 2026 - 2:35PM

Weather: Fine

Section	L2600	L2400	L2200	L2000	L1800	L1600	L1400	L1200	L1000	L800	L600	L400	L200
Section Times	3:17.10 (0:14.08)	3:03.02 [9] (0:15.45)	2:47.57 [9] (0:16.03)	2:31.54 [9] (0:16.11)	2:15.43 [9] (0:15.64)	1:59.78 [9] (0:15.32)	1:44.46 [9] (0:14.84)	1:29.63 [9] (0:15.32)	1:14.31 [9] (0:15.50)	0:58.80 [9] (0:15.12)	0:43.68 [9] (0:15.24)	0:28.44 [9] (0:14.30)	0:14.14 [4] (0:14.14)
Average Speed [km/h]	48.5	47.5	45.9	44.7	46.0	48.0	48.6	47.6	47.3	47.6	47.1	51.9	50.9
Top Speed [km/h]	50.1	50.0	48.5	45.5	47.4	49.7	51.7	50.6	48.0	49.5	50.5	53.5	54.0
Avg. Dist. to Rail [m]	13.5	2.7	2.8	2.7	0.5	3.3	5.8	2.0	2.4	1.9	0.6	5.4	9.8



- [] Ranking at each section and finish
- :-:- No data available at this section
- NA No data available

Horse/Jockey Name	Ultimate Dreamer/A M Butt
Finish Rank	3
Fastest Section Time (Section)	0:13.67 (2600 - 2400)
Top Speed [km/h] (Section)	53.0 (400-200)
Race State	Finished



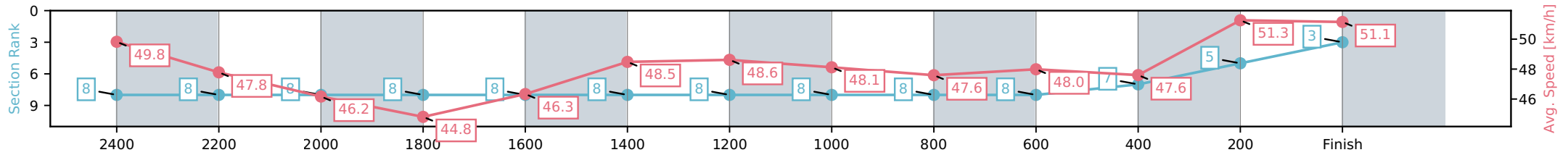
NZ Metropolitan Trotting Club Inc Harness
 Race 3: ITALIAN THEMED TRACKSIDE DINING 19 JUNE
 BOOK NOW MOBILE PACE - 2600m



14 June 2026 - 2:35PM

Weather: Fine

Section	L2600	L2400	L2200	L2000	L1800	L1600	L1400	L1200	L1000	L800	L600	L400	L200
Section Times	3:17.15 (0:13.67)	3:03.48 [8] (0:15.57)	2:47.91 [8] (0:15.97)	2:31.94 [8] (0:16.06)	2:15.87 [8] (0:15.92)	1:59.95 [8] (0:15.24)	1:44.72 [8] (0:14.82)	1:29.90 [8] (0:15.38)	1:14.52 [8] (0:15.45)	0:59.06 [8] (0:15.00)	0:44.06 [8] (0:15.46)	0:28.60 [7] (0:14.50)	0:14.10 [5] (0:14.10)
Average Speed [km/h]	49.8	47.8	46.2	44.8	46.3	48.5	48.6	48.1	47.6	48.0	47.6	51.3	51.1
Top Speed [km/h]	50.9	48.5	48.8	45.4	47.7	50.2	50.4	49.1	48.4	49.2	49.3	53.0	52.8
Avg. Dist. to Rail [m]	13.1	4.5	3.3	4.5	3.7	3.5	6.0	3.5	3.2	3.9	3.1	4.9	8.6



- [] Ranking at each section and finish
- :-:- No data available at this section
- NA No data available

Horse/Jockey Name	Rip Wheeler/W J House
Finish Rank	4
Fastest Section Time (Section)	0:12.78 (2600 - 2400)
Top Speed [km/h] (Section)	54.0 (2600 - 2400)
Race State	Finished



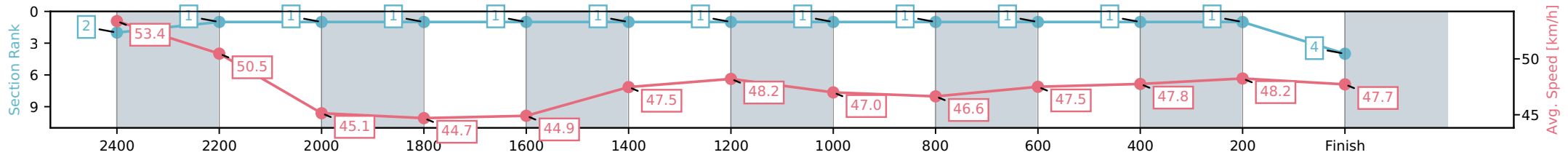
NZ Metropolitan Trotting Club Inc Harness
 Race 3: ITALIAN THEMED TRACKSIDE DINING 19 JUNE
 BOOK NOW MOBILE PACE - 2600m



14 June 2026 - 2:35PM

Weather: Fine

Section	L2600	L2400	L2200	L2000	L1800	L1600	L1400	L1200	L1000	L800	L600	L400	L200
Section Times	3:17.36 (0:12.78)	3:04.58 [2] (0:14.51)	2:50.07 [1] (0:16.06)	2:34.01 [1] (0:16.11)	2:17.90 [1] (0:16.17)	2:01.73 [1] (0:15.32)	1:46.41 [1] (0:14.94)	1:31.47 [1] (0:15.47)	1:16.00 [1] (0:15.56)	1:00.44 [1] (0:15.16)	0:45.28 [1] (0:15.17)	0:30.11 [1] (0:15.02)	0:15.09 [1] (0:15.09)
Average Speed [km/h]	53.4	50.5	45.1	44.7	44.9	47.5	48.2	47.0	46.6	47.5	47.8	48.2	47.7
Top Speed [km/h]	54.0	53.6	47.2	45.1	46.4	48.2	48.8	48.6	47.9	48.0	48.4	48.9	48.8
Avg. Dist. to Rail [m]	6.0	2.3	1.2	2.1	1.5	1.5	4.4	1.4	1.4	1.9	1.0	1.3	3.9



- [] Ranking at each section and finish
- :-:- No data available at this section
- NA No data available

Horse/Jockey Name	Tuppence/G N Thornley
Finish Rank	5
Fastest Section Time (Section)	0:12.83 (2600 - 2400)
Top Speed [km/h] (Section)	54.3 (2600 - 2400)
Race State	Finished



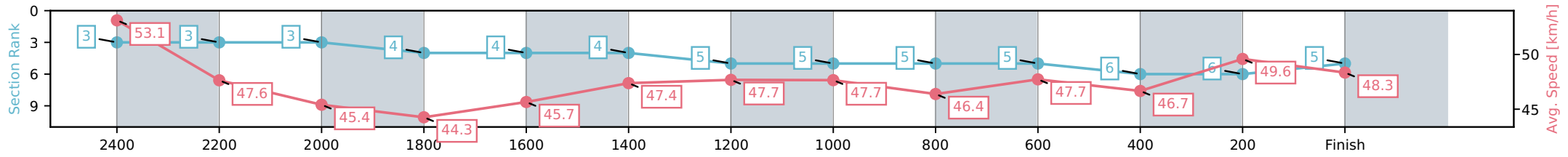
NZ Metropolitan Trotting Club Inc Harness
 Race 3: ITALIAN THEMED TRACKSIDE DINING 19 JUNE
 BOOK NOW MOBILE PACE - 2600m



14 June 2026 - 2:35PM

Weather: Fine

Section	L2600	L2400	L2200	L2000	L1800	L1600	L1400	L1200	L1000	L800	L600	L400	L200
Section Times	3:18.04 (0:12.83)	3:05.21 [3] (0:15.24)	2:49.96 [3] (0:16.00)	2:33.97 [3] (0:16.27)	2:17.69 [4] (0:15.93)	2:01.76 [4] (0:15.36)	1:46.41 [4] (0:15.09)	1:31.32 [5] (0:15.28)	1:16.03 [5] (0:15.66)	1:00.38 [5] (0:15.08)	0:45.29 [5] (0:15.59)	0:29.70 [6] (0:14.83)	0:14.87 [6] (0:14.87)
Average Speed [km/h]	53.1	47.6	45.4	44.3	45.7	47.4	47.7	47.7	46.4	47.7	46.7	49.6	48.3
Top Speed [km/h]	54.3	52.3	48.1	45.4	47.1	48.4	48.4	48.5	47.6	48.8	47.4	52.5	53.0
Avg. Dist. to Rail [m]	4.5	1.1	1.4	2.3	1.8	1.6	4.0	1.5	1.5	2.0	1.4	3.3	2.2



[] Ranking at each section and finish
 -:-:- No data available at this section
 NA No data available

Horse/Jockey Name	The Gangster/P J Davis
Finish Rank	6
Fastest Section Time (Section)	0:13.22 (2600 - 2400)
Top Speed [km/h] (Section)	52.2 (2600 - 2400)
Race State	Finished



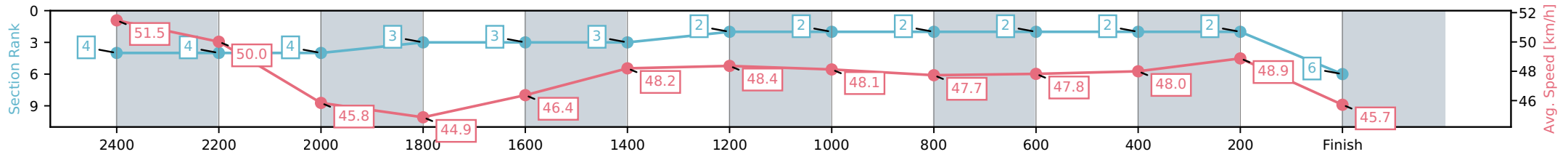
NZ Metropolitan Trotting Club Inc Harness
 Race 3: ITALIAN THEMED TRACKSIDE DINING 19 JUNE
 BOOK NOW MOBILE PACE - 2600m



14 June 2026 - 2:35PM

Weather: Fine

Section	L2600	L2400	L2200	L2000	L1800	L1600	L1400	L1200	L1000	L800	L600	L400	L200
Section Times	3:18.22 (0:13.22)	3:05.00 [4] (0:14.88)	2:50.12 [4] (0:16.06)	2:34.06 [4] (0:16.05)	2:18.01 [3] (0:15.89)	2:02.12 [3] (0:15.29)	1:46.82 [3] (0:14.89)	1:31.93 [2] (0:15.37)	1:16.57 [2] (0:15.44)	1:01.13 [2] (0:15.05)	0:46.08 [2] (0:15.32)	0:30.76 [2] (0:15.02)	0:15.74 [2] (0:15.74)
Average Speed [km/h]	51.5	50.0	45.8	44.9	46.4	48.2	48.4	48.1	47.7	47.8	48.0	48.9	45.7
Top Speed [km/h]	52.2	51.6	47.6	45.9	47.9	48.9	48.7	49.3	49.4	48.2	49.3	49.4	47.6
Avg. Dist. to Rail [m]	11.6	4.5	3.2	4.2	3.7	3.3	5.9	3.5	3.2	3.8	3.1	3.0	6.0



- [] Ranking at each section and finish
- :-:- No data available at this section
- NA No data available

Horse/Jockey Name	Scotlynn Fortress/J C Morrison
Finish Rank	7
Fastest Section Time (Section)	0:13.30 (2600 - 2400)
Top Speed [km/h] (Section)	52.2 (2600 - 2400)
Race State	Finished



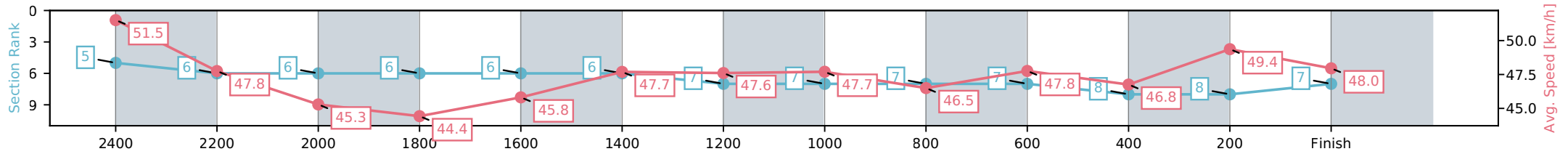
NZ Metropolitan Trotting Club Inc Harness
 Race 3: ITALIAN THEMED TRACKSIDE DINING 19 JUNE
 BOOK NOW MOBILE PACE - 2600m



14 June 2026 - 2:35PM

Weather: Fine

Section	L2600	L2400	L2200	L2000	L1800	L1600	L1400	L1200	L1000	L800	L600	L400	L200
Section Times	3:18.55 (0:13.30)	3:05.25 [5] (0:15.22)	2:50.03 [6] (0:16.04)	2:33.99 [6] (0:16.21)	2:17.77 [6] (0:15.90)	2:01.87 [6] (0:15.27)	1:46.60 [6] (0:15.13)	1:31.48 [7] (0:15.28)	1:16.19 [7] (0:15.64)	1:00.56 [7] (0:15.08)	0:45.47 [7] (0:15.56)	0:29.91 [8] (0:14.89)	0:15.02 [8] (0:15.02)
Average Speed [km/h]	51.5	47.8	45.3	44.4	45.8	47.7	47.6	47.7	46.5	47.8	46.8	49.4	48.0
Top Speed [km/h]	52.2	51.2	47.3	44.8	47.9	48.6	48.4	48.5	48.0	48.8	47.8	51.0	50.8
Avg. Dist. to Rail [m]	3.4	1.4	1.5	2.4	2.0	1.7	4.3	1.7	1.6	2.3	1.6	3.2	3.5



- [] Ranking at each section and finish
- :-:- No data available at this section
- NA No data available

Horse/Jockey Name	One Of These Nights/B N Orange
Finish Rank	8
Fastest Section Time (Section)	0:13.31 (2600 - 2400)
Top Speed [km/h] (Section)	52.0 (2600 - 2400)
Race State	Finished



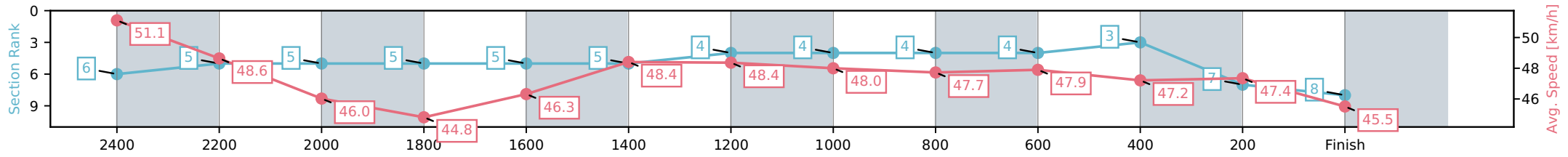
NZ Metropolitan Trotting Club Inc Harness
 Race 3: ITALIAN THEMED TRACKSIDE DINING 19 JUNE
 BOOK NOW MOBILE PACE - 2600m



14 June 2026 - 2:35PM

Weather: Fine

Section	L2600	L2400	L2200	L2000	L1800	L1600	L1400	L1200	L1000	L800	L600	L400	L200
Section Times	3:19.25 (0:13.31)	3:05.94 [6] (0:15.16)	2:50.77 [5] (0:16.02)	2:34.76 [5] (0:16.08)	2:18.68 [5] (0:15.92)	2:02.77 [5] (0:15.24)	1:47.52 [5] (0:14.89)	1:32.63 [4] (0:15.38)	1:17.25 [4] (0:15.43)	1:01.82 [4] (0:15.04)	0:46.78 [4] (0:15.54)	0:31.24 [3] (0:15.45)	0:15.80 [7] (0:15.80)
Average Speed [km/h]	51.1	48.6	46.0	44.8	46.3	48.4	48.4	48.0	47.7	47.9	47.2	47.4	45.5
Top Speed [km/h]	52.0	51.3	48.1	45.4	48.2	49.5	48.9	49.0	48.9	48.7	47.6	48.0	47.6
Avg. Dist. to Rail [m]	7.0	3.2	3.4	4.3	3.7	3.4	6.0	3.3	3.2	3.8	2.8	2.2	2.0



- [] Ranking at each section and finish
- :-:- No data available at this section
- NA No data available

Horse/Jockey Name	Midsummer Dreaming/S J Thornley
Finish Rank	9
Fastest Section Time (Section)	0:12.49 (2600 - 2400)
Top Speed [km/h] (Section)	56.6 (2600 - 2400)
Race State	Finished



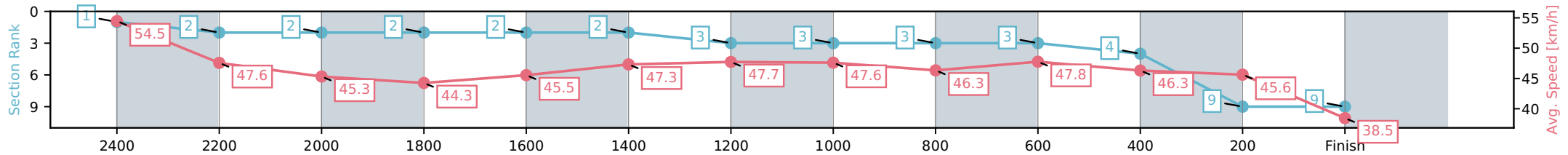
NZ Metropolitan Trotting Club Inc Harness
 Race 3: ITALIAN THEMED TRACKSIDE DINING 19 JUNE
 BOOK NOW MOBILE PACE - 2600m



14 June 2026 - 2:35PM

Weather: Fine

Section	L2600	L2400	L2200	L2000	L1800	L1600	L1400	L1200	L1000	L800	L600	L400	L200
Section Times	3:22.57 (0:12.49)	3:10.08 [1] (0:15.24)	2:54.84 [2] (0:16.01)	2:38.83 [2] (0:16.27)	2:22.56 [2] (0:15.95)	2:06.62 [2] (0:15.37)	1:51.24 [2] (0:15.09)	1:36.15 [3] (0:15.28)	1:20.88 [3] (0:15.66)	1:05.22 [3] (0:15.07)	0:50.14 [3] (0:15.65)	0:34.50 [4] (0:15.85)	0:18.65 [9] (0:18.65)
Average Speed [km/h]	54.5	47.6	45.3	44.3	45.5	47.3	47.7	47.6	46.3	47.8	46.3	45.6	38.5
Top Speed [km/h]	56.6	51.9	47.9	45.1	46.9	48.3	48.4	48.4	47.7	48.7	46.8	46.3	44.6
Avg. Dist. to Rail [m]	7.5	1.1	1.3	2.2	1.7	1.5	3.9	1.3	1.3	1.8	1.1	0.9	2.8



- [] Ranking at each section and finish
- :-:- No data available at this section
- NA No data available