



NZ Metropolitan Trotting Club Inc Harness  
 Race 4: IRT. YOUR HORSE. OUR PASSION. PACE - 2000m  
 14 June 2026 - 3:14PM



Weather: Fine

Field Times (Race Tempo) 2:31.73 (0:16.56) 2:15.17 (0:14.25) 2:00.93 (0:14.62) 1:46.31 (0:14.57) 1:31.74 (0:15.71) 1:16.03 (0:16.33) 0:59.69 (0:15.30) 0:44.40 (0:15.46)

| Rank | TAB#   | Horse              | Overall Time  | First 400m | Top Speed km/h (Section) | L2000        | L1800        | L1600        | L1400        | L1200        | L1000        | L800         | L600         |
|------|--------|--------------------|---------------|------------|--------------------------|--------------|--------------|--------------|--------------|--------------|--------------|--------------|--------------|
|      | (BAR#) | Driver             | Margin (DT-W) | Last 600m  | Fastest Section (Time)   | Start - 1800 | 1800 - 1600  | 1600 - 1400  | 1400 - 1200  | 1200 - 1000  | 1000 - 800   | 800 - 600    | 600 - 400    |
| 1    | 9      | Lookin Snazzy      | 2:31.73       | 0:31.96    | 52.2 (2000 - 1800)       | 2:31.73      | 2:14.45 [3]  | 1:59.77 [3]  | 1:45.13 [4]  | 1:30.64 [4]  | 1:15.42 [3]  | 0:59.34 [3]  | 0:44.15 [2]  |
|      | (9)    | R J Butt           |               | 0:44.15    | 200-0 (0:14.38)          | (0:17.28)    | (0:14.68)    | (0:14.64)    | (0:14.49)    | (0:15.22)    | (0:16.09)    | (0:15.19)    | (0:15.36)    |
| 2    | 13     | Eastwood Commander | 2:31.87       | 0:34.06    | 55.4 (200-0)             | 2:31.87      | 2:13.12 [10] | 1:57.82 [9]  | 1:43.06 [10] | 1:28.91 [10] | 1:14.06 [10] | 0:58.36 [9]  | 0:43.20 [11] |
|      | (13)   | S W Hill           | 0.8L (-15)    | 0:43.20    | 200-0 (0:13.20)          | (0:18.75)    | (0:15.31)    | (0:14.76)    | (0:14.15)    | (0:14.85)    | (0:15.70)    | (0:15.16)    | (0:15.41)    |
| 3    | 12     | Hoppy's Smile      | 2:32.00       | 0:32.69    | 53.1 (200-0)             | 2:32.00      | 2:13.96 [7]  | 1:59.31 [6]  | 1:44.70 [6]  | 1:30.28 [6]  | 1:15.06 [6]  | 0:58.95 [6]  | 0:43.79 [6]  |
|      | (12)   | S J Tomlinson      | 1.5L (+0)     | 0:43.79    | 200-0 (0:13.87)          | (0:18.04)    | (0:14.65)    | (0:14.61)    | (0:14.42)    | (0:15.22)    | (0:16.11)    | (0:15.16)    | (0:15.42)    |
| 4    | 6      | Ultimatum          | 2:32.14       | 0:30.81    | 53.7 (2000 - 1800)       | 2:32.14      | 2:15.58 [1]  | 2:01.34 [1]  | 1:46.72 [1]  | 1:32.15 [1]  | 1:16.44 [1]  | 1:00.10 [1]  | 0:44.81 [1]  |
|      | (6)    | John R Dunn        | 2.4L (-15)    | 0:44.80    | 1800-1600 (0:14.25)      | (0:16.56)    | (0:14.25)    | (0:14.62)    | (0:14.57)    | (0:15.71)    | (0:16.33)    | (0:15.30)    | (0:15.46)    |
| 5    | 4      | Copacobana         | 2:32.22       | 0:31.67    | 51.9 (2000 - 1800)       | 2:32.22      | 2:15.06 [2]  | 2:00.56 [2]  | 1:46.17 [2]  | 1:31.75 [2]  | 1:16.16 [2]  | 0:59.84 [2]  | 0:44.57 [3]  |
|      | (4)    | O G Thornley       | 2.8L (-14)    | 0:44.58    | 200-0 (0:14.28)          | (0:17.16)    | (0:14.51)    | (0:14.39)    | (0:14.42)    | (0:15.59)    | (0:16.32)    | (0:15.27)    | (0:15.47)    |
| 6    | 1      | Delightingold      | 2:32.44       | 0:32.39    | 51.9 (200-0)             | 2:32.44      | 2:14.73 [5]  | 2:00.05 [5]  | 1:45.51 [5]  | 1:31.06 [5]  | 1:15.82 [5]  | 0:59.73 [4]  | 0:44.55 [4]  |
|      | (1)    | Craig D Thornley   | 4.1L (-2)     | 0:44.55    | 1400-1200 (0:14.45)      | (0:17.71)    | (0:14.68)    | (0:14.54)    | (0:14.45)    | (0:15.24)    | (0:16.09)    | (0:15.18)    | (0:15.43)    |
| 7    | 10     | Major Miss         | 2:33.27       | 0:34.22    | 52.2 (200-0)             | 2:33.27      | 2:14.60 [9]  | 1:59.05 [10] | 1:44.52 [9]  | 1:30.52 [9]  | 1:15.52 [9]  | 0:59.47 [10] | 0:44.41 [12] |
|      | (10)   | S J Ottley         | 8.8L (+11)    | 0:44.41    | 1400-1200 (0:14.00)      | (0:18.67)    | (0:15.55)    | (0:14.53)    | (0:14.00)    | (0:15.00)    | (0:16.06)    | (0:15.05)    | (0:15.40)    |
| 8    | 3      | Aphibarrnat        | 2:33.61       | 0:33.80    | 51.1 (1400-1200)         | 2:33.61      | 2:15.21 [8]  | 1:59.81 [8]  | 1:45.15 [8]  | 1:30.96 [8]  | 1:16.20 [8]  | 1:00.44 [7]  | 0:45.25 [8]  |
|      | (3)    | B N Orange         | 10.7L (-8)    | 0:45.25    | 1400-1200 (0:14.19)      | (0:18.40)    | (0:15.40)    | (0:14.65)    | (0:14.19)    | (0:14.76)    | (0:15.76)    | (0:15.19)    | (0:15.43)    |
| 9    | 7      | Always B Mindful   | 2:33.64       | 0:35.09    | 52.4 (1400-1200)         | 2:33.64      | 2:13.69 [15] | 1:58.55 [12] | 1:44.12 [12] | 1:30.22 [12] | 1:15.24 [12] | 0:59.47 [13] | 0:45.08 [10] |
|      | (7)    | J C Morrison       | 10.9L (+12)   | 0:45.08    | 1400-1200 (0:13.90)      | (0:19.95)    | (0:15.14)    | (0:14.43)    | (0:13.90)    | (0:14.98)    | (0:15.77)    | (0:14.39)    | (0:15.39)    |
| 10   | 15     | Librici            | 2:33.71       | 0:36.56    | 54.1 (1200-1000)         | 2:33.71      | 2:14.51 [11] | 1:57.15 [15] | 1:42.91 [15] | 1:29.30 [15] | 1:14.60 [15] | 0:59.45 [14] | 0:44.58 [15] |
|      | (15)   | J W Cox            | 11.3L (+22)   | 0:44.59    | 1400-1200 (0:13.61)      | (0:19.20)    | (0:17.36)    | (0:14.24)    | (0:13.61)    | (0:14.70)    | (0:15.15)    | (0:14.87)    | (0:15.47)    |

Scratched: Midsummer Dreaming (#17)

Report Created: Sun 14 June 2026

(Note: Races are conducted over an approximate distance as close as possible to the advertised distance, and recorded data may vary accordingly. Official times refer to race times only and do not include handicap times.)

[ ] Position in running at each section and finish  
 -:--:-- No data available at this section  
 NA No data available  
 DNT Did not track

TAB# Saddle cloth number  
 BAR# Barrier/Gate Position  
 DNF Did not finish  
 DT-W Distance travelled compared to winner in metres

Fastest split  
 Fastest section

data processed by TRIPLESDATA



NZ Metropolitan Trotting Club Inc Harness  
 Race 4: IRT. YOUR HORSE. OUR PASSION. PACE - 2000m  
 14 June 2026 - 3:14PM



Weather: Fine

Field Times (Race Tempo) 2:31.73 (0:16.56) 2:15.17 (0:14.25) 2:00.93 (0:14.62) 1:46.31 (0:14.57) 1:31.74 (0:15.71) 1:16.03 (0:16.33) 0:59.69 (0:15.30) 0:44.40 (0:15.46)

| Rank | TAB#   | Horse               | Overall Time  | First 400m | Top Speed km/h (Section) | L2000        | L1800        | L1600        | L1400        | L1200        | L1000        | L800         | L600         |
|------|--------|---------------------|---------------|------------|--------------------------|--------------|--------------|--------------|--------------|--------------|--------------|--------------|--------------|
|      | (BAR#) | Driver              | Margin (DT-W) | Last 600m  | Fastest Section (Time)   | Start - 1800 | 1800 - 1600  | 1600 - 1400  | 1400 - 1200  | 1200 - 1000  | 1000 - 800   | 800 - 600    | 600 - 400    |
| 11   | 8      | Beach Barbie        | 2:33.90       | 0:33.01    | 51.5 (1400-1200)         | 2:33.90      | 2:15.99 [6]  | 2:00.89 [7]  | 1:45.82 [7]  | 1:31.62 [7]  | 1:16.52 [7]  | 1:00.50 [8]  | 0:45.38 [9]  |
|      | (8)    | R D Holmes          | 12.4L (+0)    | 0:45.37    | 1400-1200 (0:14.20)      | (0:17.91)    | (0:15.10)    | (0:15.08)    | (0:14.20)    | (0:15.10)    | (0:16.02)    | (0:15.13)    | (0:15.53)    |
| 12   | 5      | Heavens Are Heaving | 2:34.12       | 0:31.97    | 52.4 (2000 - 1800)       | 2:34.12      | 2:16.70 [4]  | 2:02.16 [3]  | 1:47.70 [3]  | 1:33.26 [3]  | 1:17.77 [4]  | 1:01.40 [5]  | 0:46.14 [5]  |
|      | (5)    | K A Butt            | 13.7L (-13)   | 0:46.15    | 1400-1200 (0:14.44)      | (0:17.42)    | (0:14.55)    | (0:14.46)    | (0:14.44)    | (0:15.49)    | (0:16.37)    | (0:15.26)    | (0:15.45)    |
| 13   | 2      | Sadie               | 2:34.14       | 0:35.61    | 52.1 (1400-1200)         | 2:34.14      | 2:14.79 [13] | 1:58.52 [13] | 1:44.05 [13] | 1:30.05 [14] | 1:15.70 [13] | 1:00.20 [12] | 0:45.15 [14] |
|      | (2)    | M J Williamson      | 13.8L (-10)   | 0:45.15    | 1400-1200 (0:14.00)      | (0:19.35)    | (0:16.26)    | (0:14.48)    | (0:14.00)    | (0:14.35)    | (0:15.49)    | (0:15.05)    | (0:15.48)    |
| 14   | 16     | Baby Come Back      | 2:35.11       | 0:36.00    | 54.0 (1400-1200)         | 2:35.11      | 2:15.63 [14] | 1:59.11 [14] | 1:44.82 [14] | 1:31.24 [13] | 1:16.36 [14] | 1:00.56 [15] | 0:46.13 [13] |
|      | (U1)   | R E Harrison        | 19.3L (+22)   | 0:46.13    | 1400-1200 (0:13.58)      | (0:19.48)    | (0:16.52)    | (0:14.29)    | (0:13.58)    | (0:14.89)    | (0:15.79)    | (0:14.44)    | (0:15.40)    |
| 15   | 11     | Prettyboynite       | 2:35.29       | 0:34.65    | 52.7 (1400-1200)         | 2:35.29      | 2:16.03 [12] | 2:00.63 [11] | 1:46.13 [11] | 1:32.21 [11] | 1:17.21 [11] | 1:01.42 [11] | 0:47.06 [7]  |
|      | (11)   | S J Thornley        | 20.3L (+12)   | 0:47.05    | 1400-1200 (0:13.92)      | (0:19.26)    | (0:15.39)    | (0:14.50)    | (0:13.92)    | (0:15.00)    | (0:15.79)    | (0:14.36)    | (0:15.42)    |
| 16   | 14     | Titan               | 2:59.06       | 0:42.43    | 46.2 (2000 - 1800)       | 2:59.06      | 2:38.70 [16] | 2:16.63 [16] | 1:58.81 [16] | 1:42.92 [16] | 1:26.07 [16] | 1:08.30 [16] | 0:51.20 [16] |
|      | (14)   | W J House           | 156.1L (-4)   | 0:51.20    | 1400-1200 (0:15.89)      | (0:20.36)    | (0:22.07)    | (0:17.83)    | (0:15.89)    | (0:16.85)    | (0:17.76)    | (0:17.10)    | (0:17.65)    |

Scratched: Midsummer Dreaming (#17)

Report Created: Sun 14 June 2026

(Note: Races are conducted over an approximate distance as close as possible to the advertised distance, and recorded data may vary accordingly. Official times refer to race times only and do not include handicap times.)

[ ] Position in running at each section and finish  
 TAB# Saddle cloth number  
 -:-:- No data available at this section  
 BAR# Barrier/Gate Position  
 NA No data available  
 DNF Did not finish  
 DNT Did not track  
 DT-W Distance travelled compared to winner in metres

Fastest split  
 Fastest section

data processed by TRIPLESDATA



NZ Metropolitan Trotting Club Inc Harness  
 Race 4: IRT. YOUR HORSE. OUR PASSION. PACE - 2000m  
 14 June 2026 - 3:14PM



Weather: Fine

Field Times                      0:28.93    0:14.38  
 (Race Tempo)                    (0:14.55)   (0:14.38)

| Rank | TAB#   | Horse              | Overall Time  | First 400m | Top Speed km/h (Section) | L400         | L200         |  |  |  |  |  |  |
|------|--------|--------------------|---------------|------------|--------------------------|--------------|--------------|--|--|--|--|--|--|
|      | (BAR#) | Driver             | Margin (DT-W) | Last 600m  | Fastest Section (Time)   | 400 - 200    | 200 - Finish |  |  |  |  |  |  |
| 1    | 9      | Lookin Snazzy      | 2:31.73       | 0:31.96    | 52.2 (2000 - 1800)       | 0:28.79 [2]  | 0:14.38 [1]  |  |  |  |  |  |  |
|      | (9)    | R J Butt           |               | 0:44.15    | 200-0 (0:14.38)          | (0:14.41)    | (0:14.38)    |  |  |  |  |  |  |
| 2    | 13     | Eastwood Commander | 2:31.87       | 0:34.06    | 55.4 (200-0)             | 0:27.79 [11] | 0:13.20 [7]  |  |  |  |  |  |  |
|      | (13)   | S W Hill           | 0.8L (-15)    | 0:43.20    | 200-0 (0:13.20)          | (0:14.59)    | (0:13.20)    |  |  |  |  |  |  |
| 3    | 12     | Hoppy's Smile      | 2:32.00       | 0:32.69    | 53.1 (200-0)             | 0:28.37 [6]  | 0:13.87 [5]  |  |  |  |  |  |  |
|      | (12)   | S J Tomlinson      | 1.5L (+0)     | 0:43.79    | 200-0 (0:13.87)          | (0:14.50)    | (0:13.87)    |  |  |  |  |  |  |
| 4    | 6      | Ultimatum          | 2:32.14       | 0:30.81    | 53.7 (2000 - 1800)       | 0:29.34 [1]  | 0:14.53 [2]  |  |  |  |  |  |  |
|      | (6)    | John R Dunn        | 2.4L (-15)    | 0:44.80    | 1800-1600 (0:14.25)      | (0:14.81)    | (0:14.53)    |  |  |  |  |  |  |
| 5    | 4      | Copacobana         | 2:32.22       | 0:31.67    | 51.9 (2000 - 1800)       | 0:29.10 [3]  | 0:14.28 [4]  |  |  |  |  |  |  |
|      | (4)    | O G Thornley       | 2.8L (-14)    | 0:44.58    | 200-0 (0:14.28)          | (0:14.83)    | (0:14.28)    |  |  |  |  |  |  |
| 6    | 1      | Delightingold      | 2:32.44       | 0:32.39    | 51.9 (200-0)             | 0:29.12 [4]  | 0:14.53 [3]  |  |  |  |  |  |  |
|      | (1)    | Craig D Thornley   | 4.1L (-2)     | 0:44.55    | 1400-1200 (0:14.45)      | (0:14.59)    | (0:14.53)    |  |  |  |  |  |  |
| 7    | 10     | Major Miss         | 2:33.27       | 0:34.22    | 52.2 (200-0)             | 0:29.02 [12] | 0:14.10 [11] |  |  |  |  |  |  |
|      | (10)   | S J Ottley         | 8.8L (+11)    | 0:44.41    | 1400-1200 (0:14.00)      | (0:14.91)    | (0:14.10)    |  |  |  |  |  |  |
| 8    | 3      | Aphibarnrat        | 2:33.61       | 0:33.80    | 51.1 (1400-1200)         | 0:29.82 [8]  | 0:14.90 [8]  |  |  |  |  |  |  |
|      | (3)    | B N Orange         | 10.7L (-8)    | 0:45.25    | 1400-1200 (0:14.19)      | (0:14.92)    | (0:14.90)    |  |  |  |  |  |  |
| 9    | 7      | Always B Mindful   | 2:33.64       | 0:35.09    | 52.4 (1400-1200)         | 0:29.70 [9]  | 0:14.70 [9]  |  |  |  |  |  |  |
|      | (7)    | J C Morrison       | 10.9L (+12)   | 0:45.08    | 1400-1200 (0:13.90)      | (0:14.99)    | (0:14.70)    |  |  |  |  |  |  |
| 10   | 15     | Librici            | 2:33.71       | 0:36.56    | 54.1 (1200-1000)         | 0:29.12 [15] | 0:14.36 [14] |  |  |  |  |  |  |
|      | (15)   | J W Cox            | 11.3L (+22)   | 0:44.59    | 1400-1200 (0:13.61)      | (0:14.76)    | (0:14.36)    |  |  |  |  |  |  |

Scratched: Midsummer Dreaming (#17)

Report Created: Sun 14 June 2026

(Note: Races are conducted over an approximate distance as close as possible to the advertised distance, and recorded data may vary accordingly. Official times refer to race times only and do not include handicap times.)

[ ] Position in running at each section and finish    TAB# Saddle cloth number  
 -:-:- No data available at this section                    BAR# Barrier/Gate Position  
 NA No data available    DNF Did not finish  
 DNT Did not track     DT-W Distance travelled compared to winner in metres

Fastest split  
 Fastest section

data processed by TRIPLES DATA



NZ Metropolitan Trotting Club Inc Harness  
 Race 4: IRT. YOUR HORSE. OUR PASSION. PACE - 2000m  
 14 June 2026 - 3:14PM



Weather: Fine

Field Times                      0:28.93      0:14.38  
 (Race Tempo)                    (0:14.55)    (0:14.38)

| Rank | TAB#   | Horse               | Overall Time  | First 400m | Top Speed km/h (Section) | L400         | L200         |  |  |  |  |  |  |
|------|--------|---------------------|---------------|------------|--------------------------|--------------|--------------|--|--|--|--|--|--|
|      | (BAR#) | Driver              | Margin (DT-W) | Last 600m  | Fastest Section (Time)   | 400 - 200    | 200 - Finish |  |  |  |  |  |  |
| 11   | 8      | Beach Barbie        | 2:33.90       | 0:33.01    | 51.5 (1400-1200)         | 0:29.84 [10] | 0:14.81 [10] |  |  |  |  |  |  |
|      | (8)    | R D Holmes          | 12.4L (+0)    | 0:45.37    | 1400-1200 (0:14.20)      | (0:15.03)    | (0:14.81)    |  |  |  |  |  |  |
| 12   | 5      | Heavens Are Heaving | 2:34.12       | 0:31.97    | 52.4 (2000 - 1800)       | 0:30.70 [5]  | 0:15.58 [6]  |  |  |  |  |  |  |
|      | (5)    | K A Butt            | 13.7L (-13)   | 0:46.15    | 1400-1200 (0:14.44)      | (0:15.12)    | (0:15.58)    |  |  |  |  |  |  |
| 13   | 2      | Sadie               | 2:34.14       | 0:35.61    | 52.1 (1400-1200)         | 0:29.67 [14] | 0:14.83 [13] |  |  |  |  |  |  |
|      | (2)    | M J Williamson      | 13.8L (-10)   | 0:45.15    | 1400-1200 (0:14.00)      | (0:14.84)    | (0:14.83)    |  |  |  |  |  |  |
| 14   | 16     | Baby Come Back      | 2:35.11       | 0:36.00    | 54.0 (1400-1200)         | 0:30.73 [13] | 0:15.38 [15] |  |  |  |  |  |  |
|      | (U1)   | R E Harrison        | 19.3L (+22)   | 0:46.13    | 1400-1200 (0:13.58)      | (0:15.35)    | (0:15.38)    |  |  |  |  |  |  |
| 15   | 11     | Prettyboynite       | 2:35.29       | 0:34.65    | 52.7 (1400-1200)         | 0:31.63 [7]  | 0:16.01 [12] |  |  |  |  |  |  |
|      | (11)   | S J Thornley        | 20.3L (+12)   | 0:47.05    | 1400-1200 (0:13.92)      | (0:15.62)    | (0:16.01)    |  |  |  |  |  |  |
| 16   | 14     | Titan               | 2:59.06       | 0:42.43    | 46.2 (2000 - 1800)       | 0:33.55 [16] | 0:16.52 [16] |  |  |  |  |  |  |
|      | (14)   | W J House           | 156.1L (-4)   | 0:51.20    | 1400-1200 (0:15.89)      | (0:17.03)    | (0:16.52)    |  |  |  |  |  |  |

Scratched: Midsummer Dreaming (#17)

Report Created: Sun 14 June 2026

(Note: Races are conducted over an approximate distance as close as possible to the advertised distance, and recorded data may vary accordingly. Official times refer to race times only and do not include handicap times.)

[ ] Position in running at each section and finish    TAB# Saddle cloth number  
 -:-:- No data available at this section                    BAR# Barrier/Gate Position  
 NA No data available    DNF Did not finish  
 DNT Did not track    DT-W Distance travelled compared to winner in metres

Fastest split  
 Fastest section

data processed by  **TRIPLES DATA**

|                                |                        |
|--------------------------------|------------------------|
| Horse/Jockey Name              | Lookin Snazzy/R J Butt |
| Finish Rank                    | 1                      |
| Fastest Section Time (Section) | 0:14.38 (200-0)        |
| Top Speed [km/h] (Section)     | 52.2 (2000 - 1800)     |
| Race State                     | Finished               |



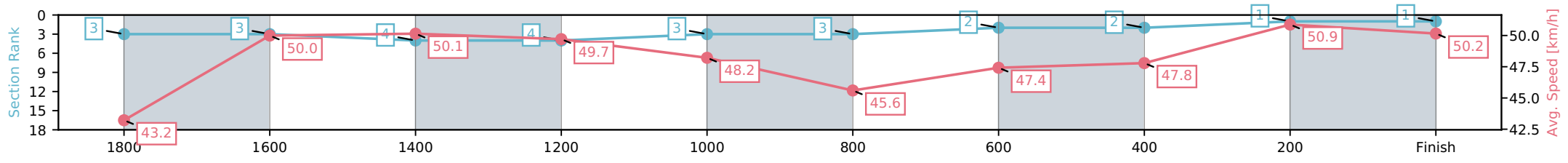
NZ Metropolitan Trotting Club Inc Harness  
 Race 4: IRT. YOUR HORSE. OUR PASSION. PACE - 2000m



14 June 2026 - 3:14PM

Weather: Fine

| Section                | L2000                | L1800                    | L1600                    | L1400                    | L1200                    | L1000                    | L800                     | L600                     | L400                     | L200                     |
|------------------------|----------------------|--------------------------|--------------------------|--------------------------|--------------------------|--------------------------|--------------------------|--------------------------|--------------------------|--------------------------|
| Section Times          | 2:31.73<br>(0:17.28) | 2:14.45 [3]<br>(0:14.68) | 1:59.77 [3]<br>(0:14.64) | 1:45.13 [4]<br>(0:14.49) | 1:30.64 [4]<br>(0:15.22) | 1:15.42 [3]<br>(0:16.09) | 0:59.34 [3]<br>(0:15.19) | 0:44.15 [2]<br>(0:15.36) | 0:28.79 [2]<br>(0:14.41) | 0:14.38 [1]<br>(0:14.38) |
| Average Speed [km/h]   | 43.2                 | 50.0                     | 50.1                     | 49.7                     | 48.2                     | 45.6                     | 47.4                     | 47.8                     | 50.9                     | 50.2                     |
| Top Speed [km/h]       | 52.2                 | 51.8                     | 50.3                     | 50.3                     | 48.6                     | 46.7                     | 48.0                     | 49.1                     | 51.8                     | 51.9                     |
| Avg. Dist. to Rail [m] | 14.3                 | 3.7                      | 2.6                      | 4.3                      | 2.4                      | 2.5                      | 2.5                      | 2.7                      | 2.8                      | 4.3                      |



- [ ] Ranking at each section and finish
- :-:- No data available at this section
- NA No data available

|                                |                             |
|--------------------------------|-----------------------------|
| Horse/Jockey Name              | Eastwood Commander/S W Hill |
| Finish Rank                    | 2                           |
| Fastest Section Time (Section) | 0:13.20 (200-0)             |
| Top Speed [km/h] (Section)     | 55.4 (200-0)                |
| Race State                     | Finished                    |



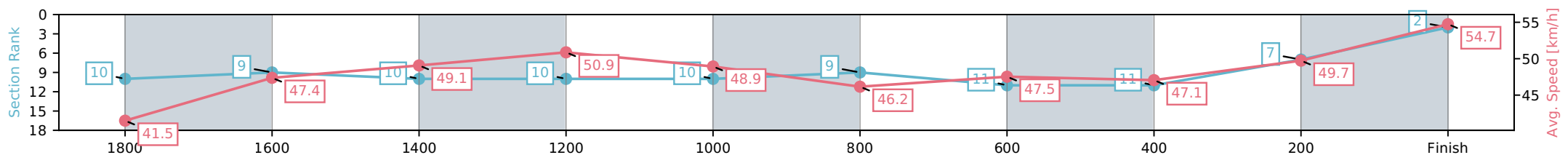
NZ Metropolitan Trotting Club Inc Harness  
 Race 4: IRT. YOUR HORSE. OUR PASSION. PACE - 2000m



14 June 2026 - 3:14PM

Weather: Fine

| Section                | L2000                | L1800                     | L1600                    | L1400                     | L1200                     | L1000                     | L800                     | L600                      | L400                      | L200                     |
|------------------------|----------------------|---------------------------|--------------------------|---------------------------|---------------------------|---------------------------|--------------------------|---------------------------|---------------------------|--------------------------|
| Section Times          | 2:31.87<br>(0:18.75) | 2:13.12 [10]<br>(0:15.31) | 1:57.82 [9]<br>(0:14.76) | 1:43.06 [10]<br>(0:14.15) | 1:28.91 [10]<br>(0:14.85) | 1:14.06 [10]<br>(0:15.70) | 0:58.36 [9]<br>(0:15.16) | 0:43.20 [11]<br>(0:15.41) | 0:27.79 [11]<br>(0:14.59) | 0:13.20 [7]<br>(0:13.20) |
| Average Speed [km/h]   | 41.5                 | 47.4                      | 49.1                     | 50.9                      | 48.9                      | 46.2                      | 47.5                     | 47.1                      | 49.7                      | 54.7                     |
| Top Speed [km/h]       | 49.6                 | 49.2                      | 50.3                     | 51.6                      | 50.1                      | 49.9                      | 48.6                     | 47.8                      | 53.1                      | 55.4                     |
| Avg. Dist. to Rail [m] | 5.9                  | 1.6                       | 1.0                      | 2.7                       | 1.1                       | 1.0                       | 1.2                      | 1.2                       | 1.1                       | 4.0                      |



[ ] Ranking at each section and finish  
 -:-:- No data available at this section  
 NA No data available

|                                |                             |
|--------------------------------|-----------------------------|
| Horse/Jockey Name              | Hoppy's Smile/S J Tomlinson |
| Finish Rank                    | 3                           |
| Fastest Section Time (Section) | 0:13.87 (200-0)             |
| Top Speed [km/h] (Section)     | 53.1 (200-0)                |
| Race State                     | Finished                    |



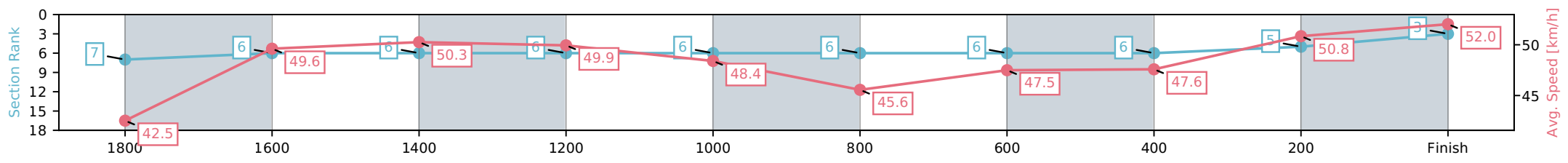
NZ Metropolitan Trotting Club Inc Harness  
 Race 4: IRT. YOUR HORSE. OUR PASSION. PACE - 2000m



14 June 2026 - 3:14PM

Weather: Fine

| Section                | L2000                | L1800                    | L1600                    | L1400                    | L1200                    | L1000                    | L800                     | L600                     | L400                     | L200                     |
|------------------------|----------------------|--------------------------|--------------------------|--------------------------|--------------------------|--------------------------|--------------------------|--------------------------|--------------------------|--------------------------|
| Section Times          | 2:32.00<br>(0:18.04) | 2:13.96 [7]<br>(0:14.65) | 1:59.31 [6]<br>(0:14.61) | 1:44.70 [6]<br>(0:14.42) | 1:30.28 [6]<br>(0:15.22) | 1:15.06 [6]<br>(0:16.11) | 0:58.95 [6]<br>(0:15.16) | 0:43.79 [6]<br>(0:15.42) | 0:28.37 [6]<br>(0:14.50) | 0:13.87 [5]<br>(0:13.87) |
| Average Speed [km/h]   | 42.5                 | 49.6                     | 50.3                     | 49.9                     | 48.4                     | 45.6                     | 47.5                     | 47.6                     | 50.8                     | 52.0                     |
| Top Speed [km/h]       | 51.4                 | 50.5                     | 51.3                     | 51.6                     | 49.3                     | 49.1                     | 48.3                     | 48.1                     | 52.6                     | 53.1                     |
| Avg. Dist. to Rail [m] | 4.4                  | 1.8                      | 2.7                      | 4.8                      | 2.9                      | 2.6                      | 2.5                      | 2.7                      | 3.9                      | 8.6                      |



[ ] Ranking at each section and finish  
 -:-:- No data available at this section  
 NA No data available

|                                |                       |
|--------------------------------|-----------------------|
| Horse/Jockey Name              | Ultimatum/John R Dunn |
| Finish Rank                    | 4                     |
| Fastest Section Time (Section) | 0:14.25 (1800-1600)   |
| Top Speed [km/h] (Section)     | 53.7 (2000 - 1800)    |
| Race State                     | Finished              |



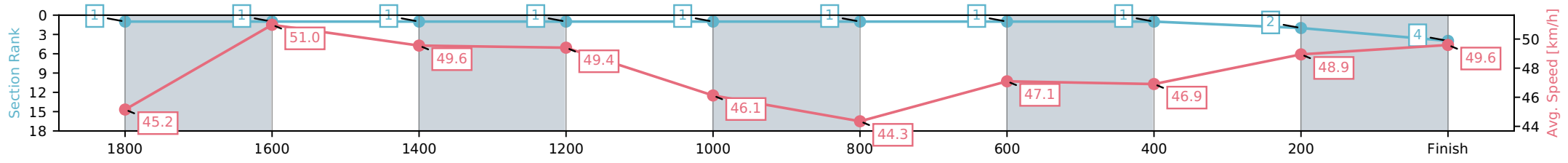
NZ Metropolitan Trotting Club Inc Harness  
 Race 4: IRT. YOUR HORSE. OUR PASSION. PACE - 2000m



14 June 2026 - 3:14PM

Weather: Fine

| Section                | L2000                | L1800                    | L1600                    | L1400                    | L1200                    | L1000                    | L800                     | L600                     | L400                     | L200                     |
|------------------------|----------------------|--------------------------|--------------------------|--------------------------|--------------------------|--------------------------|--------------------------|--------------------------|--------------------------|--------------------------|
| Section Times          | 2:32.14<br>(0:16.56) | 2:15.58 [1]<br>(0:14.25) | 2:01.34 [1]<br>(0:14.62) | 1:46.72 [1]<br>(0:14.57) | 1:32.15 [1]<br>(0:15.71) | 1:16.44 [1]<br>(0:16.33) | 1:00.10 [1]<br>(0:15.30) | 0:44.81 [1]<br>(0:15.46) | 0:29.34 [1]<br>(0:14.81) | 0:14.53 [2]<br>(0:14.53) |
| Average Speed [km/h]   | 45.2                 | 51.0                     | 49.6                     | 49.4                     | 46.1                     | 44.3                     | 47.1                     | 46.9                     | 48.9                     | 49.6                     |
| Top Speed [km/h]       | 53.7                 | 53.4                     | 49.7                     | 50.0                     | 48.0                     | 45.9                     | 47.5                     | 47.6                     | 49.9                     | 50.1                     |
| Avg. Dist. to Rail [m] | 9.7                  | 2.0                      | 1.0                      | 2.9                      | 1.0                      | 0.9                      | 0.9                      | 1.3                      | 1.3                      | 3.5                      |



[ ] Ranking at each section and finish  
 -:-:- No data available at this section  
 NA No data available

|                                |                         |
|--------------------------------|-------------------------|
| Horse/Jockey Name              | Copacobana/O G Thornley |
| Finish Rank                    | 5                       |
| Fastest Section Time (Section) | 0:14.28 (200-0)         |
| Top Speed [km/h] (Section)     | 51.9 (2000 - 1800)      |
| Race State                     | Finished                |



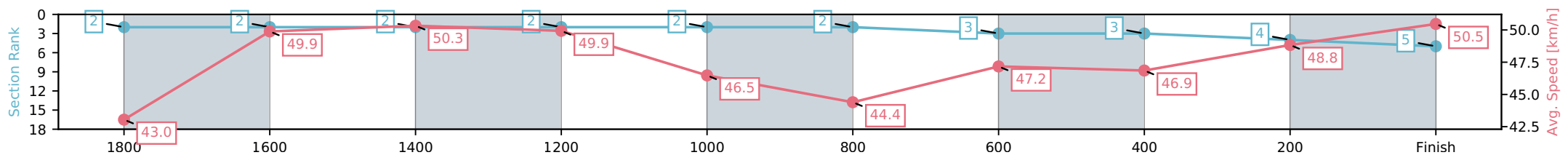
NZ Metropolitan Trotting Club Inc Harness  
 Race 4: IRT. YOUR HORSE. OUR PASSION. PACE - 2000m



14 June 2026 - 3:14PM

Weather: Fine

| Section                | L2000                | L1800                    | L1600                    | L1400                    | L1200                    | L1000                    | L800                     | L600                     | L400                     | L200                     |
|------------------------|----------------------|--------------------------|--------------------------|--------------------------|--------------------------|--------------------------|--------------------------|--------------------------|--------------------------|--------------------------|
| Section Times          | 2:32.22<br>(0:17.16) | 2:15.06 [2]<br>(0:14.51) | 2:00.56 [2]<br>(0:14.39) | 1:46.17 [2]<br>(0:14.42) | 1:31.75 [2]<br>(0:15.59) | 1:16.16 [2]<br>(0:16.32) | 0:59.84 [2]<br>(0:15.27) | 0:44.57 [3]<br>(0:15.47) | 0:29.10 [3]<br>(0:14.83) | 0:14.28 [4]<br>(0:14.28) |
| Average Speed [km/h]   | 43.0                 | 49.9                     | 50.3                     | 49.9                     | 46.5                     | 44.4                     | 47.2                     | 46.9                     | 48.8                     | 50.5                     |
| Top Speed [km/h]       | 51.9                 | 51.8                     | 51.2                     | 51.3                     | 49.4                     | 45.9                     | 47.7                     | 47.7                     | 50.6                     | 51.4                     |
| Avg. Dist. to Rail [m] | 6.6                  | 1.5                      | 0.9                      | 2.9                      | 0.9                      | 1.0                      | 1.0                      | 1.1                      | 1.0                      | 1.6                      |



- [ ] Ranking at each section and finish
- :-:- No data available at this section
- NA No data available

|                                |                                |
|--------------------------------|--------------------------------|
| Horse/Jockey Name              | Delightingold/Craig D Thornley |
| Finish Rank                    | 6                              |
| Fastest Section Time (Section) | 0:14.45 (1400-1200)            |
| Top Speed [km/h] (Section)     | 51.9 (200-0)                   |
| Race State                     | Finished                       |



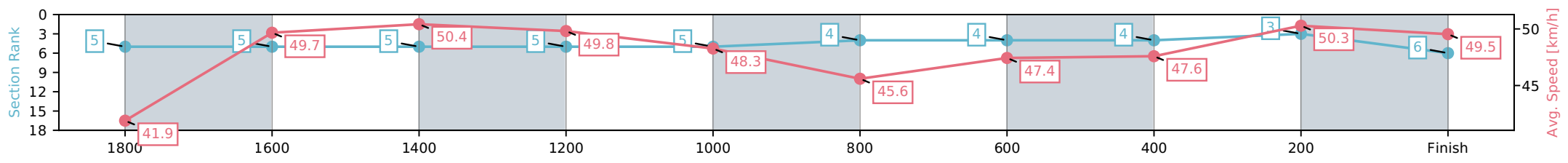
NZ Metropolitan Trotting Club Inc Harness  
 Race 4: IRT. YOUR HORSE. OUR PASSION. PACE - 2000m



14 June 2026 - 3:14PM

Weather: Fine

| Section                | L2000                | L1800                    | L1600                    | L1400                    | L1200                    | L1000                    | L800                     | L600                     | L400                     | L200                     |
|------------------------|----------------------|--------------------------|--------------------------|--------------------------|--------------------------|--------------------------|--------------------------|--------------------------|--------------------------|--------------------------|
| Section Times          | 2:32.44<br>(0:17.71) | 2:14.73 [5]<br>(0:14.68) | 2:00.05 [5]<br>(0:14.54) | 1:45.51 [5]<br>(0:14.45) | 1:31.06 [5]<br>(0:15.24) | 1:15.82 [5]<br>(0:16.09) | 0:59.73 [4]<br>(0:15.18) | 0:44.55 [4]<br>(0:15.43) | 0:29.12 [4]<br>(0:14.59) | 0:14.53 [3]<br>(0:14.53) |
| Average Speed [km/h]   | 41.9                 | 49.7                     | 50.4                     | 49.8                     | 48.3                     | 45.6                     | 47.4                     | 47.6                     | 50.3                     | 49.5                     |
| Top Speed [km/h]       | 51.4                 | 51.0                     | 50.7                     | 50.7                     | 48.6                     | 47.6                     | 48.2                     | 48.2                     | 51.8                     | 51.9                     |
| Avg. Dist. to Rail [m] | 3.8                  | 2.2                      | 2.5                      | 4.7                      | 2.6                      | 2.6                      | 2.5                      | 2.8                      | 3.1                      | 7.0                      |



- [ ] Ranking at each section and finish
- :-:- No data available at this section
- NA No data available

|                                |                       |
|--------------------------------|-----------------------|
| Horse/Jockey Name              | Major Miss/S J Ottley |
| Finish Rank                    | 7                     |
| Fastest Section Time (Section) | 0:14.00 (1400-1200)   |
| Top Speed [km/h] (Section)     | 52.2 (200-0)          |
| Race State                     | Finished              |



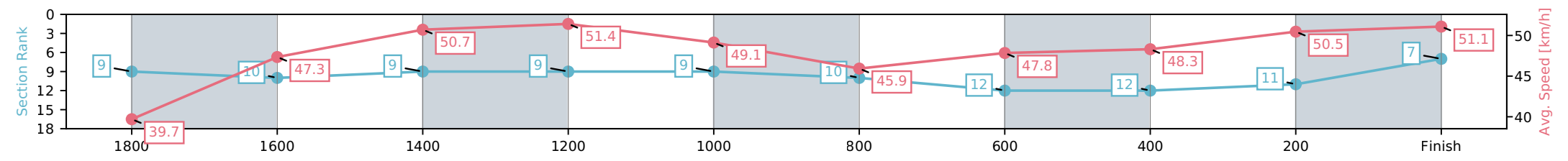
NZ Metropolitan Trotting Club Inc Harness  
 Race 4: IRT. YOUR HORSE. OUR PASSION. PACE - 2000m



14 June 2026 - 3:14PM

Weather: Fine

| Section                | L2000                | L1800                    | L1600                     | L1400                    | L1200                    | L1000                    | L800                      | L600                      | L400                      | L200                      |
|------------------------|----------------------|--------------------------|---------------------------|--------------------------|--------------------------|--------------------------|---------------------------|---------------------------|---------------------------|---------------------------|
| Section Times          | 2:33.27<br>(0:18.67) | 2:14.60 [9]<br>(0:15.55) | 1:59.05 [10]<br>(0:14.53) | 1:44.52 [9]<br>(0:14.00) | 1:30.52 [9]<br>(0:15.00) | 1:15.52 [9]<br>(0:16.06) | 0:59.47 [10]<br>(0:15.05) | 0:44.41 [12]<br>(0:15.40) | 0:29.02 [12]<br>(0:14.91) | 0:14.10 [11]<br>(0:14.10) |
| Average Speed [km/h]   | 39.7                 | 47.3                     | 50.7                      | 51.4                     | 49.1                     | 45.9                     | 47.8                      | 48.3                      | 50.5                      | 51.1                      |
| Top Speed [km/h]       | 48.8                 | 49.5                     | 51.7                      | 52.1                     | 50.8                     | 49.5                     | 48.9                      | 49.4                      | 52.1                      | 52.2                      |
| Avg. Dist. to Rail [m] | 16.7                 | 4.0                      | 3.1                       | 5.0                      | 2.9                      | 3.1                      | 3.0                       | 4.4                       | 6.8                       | 10.4                      |



- [ ] Ranking at each section and finish
- :-:- No data available at this section
- NA No data available

|                                |                        |
|--------------------------------|------------------------|
| Horse/Jockey Name              | Aphibarnrat/B N Orange |
| Finish Rank                    | 8                      |
| Fastest Section Time (Section) | 0:14.19 (1400-1200)    |
| Top Speed [km/h] (Section)     | 51.1 (1400-1200)       |
| Race State                     | Finished               |



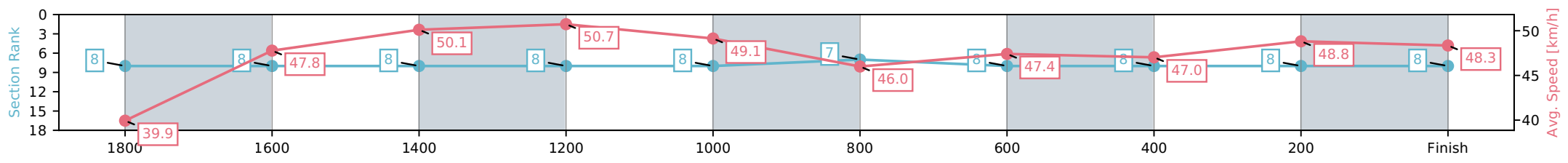
NZ Metropolitan Trotting Club Inc Harness  
 Race 4: IRT. YOUR HORSE. OUR PASSION. PACE - 2000m



14 June 2026 - 3:14PM

Weather: Fine

| Section                | L2000                | L1800                    | L1600                    | L1400                    | L1200                    | L1000                    | L800                     | L600                     | L400                     | L200                     |
|------------------------|----------------------|--------------------------|--------------------------|--------------------------|--------------------------|--------------------------|--------------------------|--------------------------|--------------------------|--------------------------|
| Section Times          | 2:33.61<br>(0:18.40) | 2:15.21 [8]<br>(0:15.40) | 1:59.81 [8]<br>(0:14.65) | 1:45.15 [8]<br>(0:14.19) | 1:30.96 [8]<br>(0:14.76) | 1:16.20 [8]<br>(0:15.76) | 1:00.44 [7]<br>(0:15.19) | 0:45.25 [8]<br>(0:15.43) | 0:29.82 [8]<br>(0:14.92) | 0:14.90 [8]<br>(0:14.90) |
| Average Speed [km/h]   | 39.9                 | 47.8                     | 50.1                     | 50.7                     | 49.1                     | 46.0                     | 47.4                     | 47.0                     | 48.8                     | 48.3                     |
| Top Speed [km/h]       | 48.8                 | 49.1                     | 51.0                     | 51.1                     | 50.4                     | 49.3                     | 48.0                     | 47.6                     | 49.8                     | 49.7                     |
| Avg. Dist. to Rail [m] | 7.0                  | 3.7                      | 2.5                      | 2.6                      | 1.0                      | 1.0                      | 1.1                      | 1.2                      | 2.3                      | 6.1                      |



- [ ] Ranking at each section and finish
- :-:- No data available at this section
- NA No data available

|                                |                               |
|--------------------------------|-------------------------------|
| Horse/Jockey Name              | Always B Mindful/J C Morrison |
| Finish Rank                    | 9                             |
| Fastest Section Time (Section) | 0:13.90 (1400-1200)           |
| Top Speed [km/h] (Section)     | 52.4 (1400-1200)              |
| Race State                     | Finished                      |



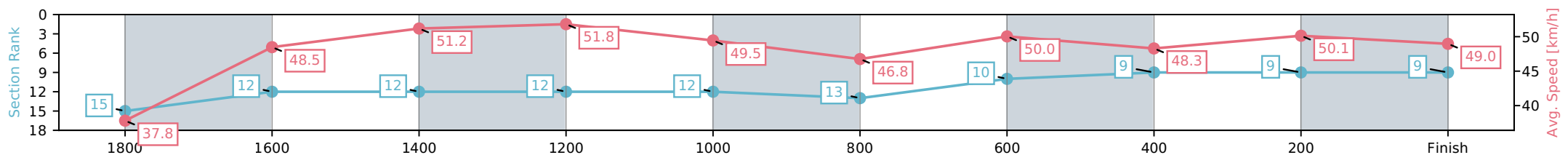
NZ Metropolitan Trotting Club Inc Harness  
 Race 4: IRT. YOUR HORSE. OUR PASSION. PACE - 2000m



14 June 2026 - 3:14PM

Weather: Fine

| Section                | L2000                | L1800                     | L1600                     | L1400                     | L1200                     | L1000                     | L800                      | L600                      | L400                     | L200                     |
|------------------------|----------------------|---------------------------|---------------------------|---------------------------|---------------------------|---------------------------|---------------------------|---------------------------|--------------------------|--------------------------|
| Section Times          | 2:33.64<br>(0:19.95) | 2:13.69 [15]<br>(0:15.14) | 1:58.55 [12]<br>(0:14.43) | 1:44.12 [12]<br>(0:13.90) | 1:30.22 [12]<br>(0:14.98) | 1:15.24 [12]<br>(0:15.77) | 0:59.47 [13]<br>(0:14.39) | 0:45.08 [10]<br>(0:15.39) | 0:29.70 [9]<br>(0:14.99) | 0:14.70 [9]<br>(0:14.70) |
| Average Speed [km/h]   | 37.8                 | 48.5                      | 51.2                      | 51.8                      | 49.5                      | 46.8                      | 50.0                      | 48.3                      | 50.1                     | 49.0                     |
| Top Speed [km/h]       | 47.5                 | 49.3                      | 52.2                      | 52.4                      | 51.2                      | 49.3                      | 51.1                      | 49.2                      | 50.9                     | 50.8                     |
| Avg. Dist. to Rail [m] | 12.4                 | 2.8                       | 3.5                       | 5.4                       | 3.5                       | 3.2                       | 4.8                       | 4.4                       | 6.3                      | 8.5                      |



- [ ] Ranking at each section and finish
- :-:- No data available at this section
- NA No data available

|                                |                     |
|--------------------------------|---------------------|
| Horse/Jockey Name              | Librici/J W Cox     |
| Finish Rank                    | 10                  |
| Fastest Section Time (Section) | 0:13.61 (1400-1200) |
| Top Speed [km/h] (Section)     | 54.1 (1200-1000)    |
| Race State                     | Finished            |



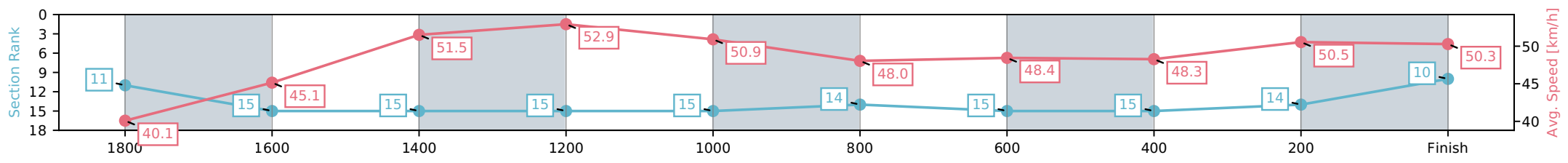
NZ Metropolitan Trotting Club Inc Harness  
 Race 4: IRT. YOUR HORSE. OUR PASSION. PACE - 2000m



14 June 2026 - 3:14PM

Weather: Fine

| Section                | L2000                | L1800                     | L1600                     | L1400                     | L1200                     | L1000                     | L800                      | L600                      | L400                      | L200                      |
|------------------------|----------------------|---------------------------|---------------------------|---------------------------|---------------------------|---------------------------|---------------------------|---------------------------|---------------------------|---------------------------|
| Section Times          | 2:33.71<br>(0:19.20) | 2:14.51 [11]<br>(0:17.36) | 1:57.15 [15]<br>(0:14.24) | 1:42.91 [15]<br>(0:13.61) | 1:29.30 [15]<br>(0:14.70) | 1:14.60 [15]<br>(0:15.15) | 0:59.45 [14]<br>(0:14.87) | 0:44.58 [15]<br>(0:15.47) | 0:29.12 [15]<br>(0:14.76) | 0:14.36 [14]<br>(0:14.36) |
| Average Speed [km/h]   | 40.1                 | 45.1                      | 51.5                      | 52.9                      | 50.9                      | 48.0                      | 48.4                      | 48.3                      | 50.5                      | 50.3                      |
| Top Speed [km/h]       | 46.7                 | 49.6                      | 52.3                      | 53.9                      | 54.1                      | 49.8                      | 50.4                      | 50.1                      | 51.6                      | 51.9                      |
| Avg. Dist. to Rail [m] | 12.9                 | 12.4                      | 2.6                       | 5.1                       | 4.6                       | 1.7                       | 2.7                       | 4.7                       | 5.6                       | 10.6                      |



[ ] Ranking at each section and finish  
 -:-:- No data available at this section  
 NA No data available

|                                |                         |
|--------------------------------|-------------------------|
| Horse/Jockey Name              | Beach Barbie/R D Holmes |
| Finish Rank                    | 11                      |
| Fastest Section Time (Section) | 0:14.20 (1400-1200)     |
| Top Speed [km/h] (Section)     | 51.5 (1400-1200)        |
| Race State                     | Finished                |



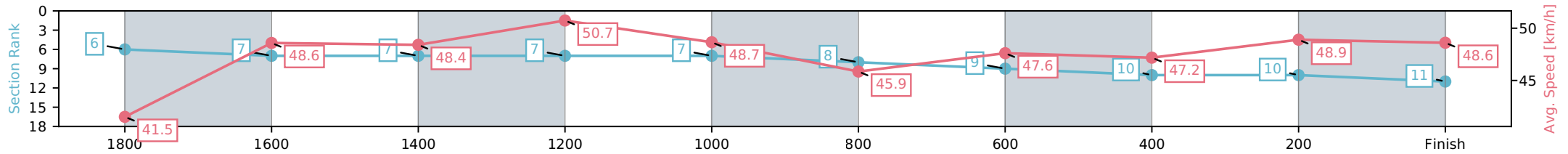
NZ Metropolitan Trotting Club Inc Harness  
 Race 4: IRT. YOUR HORSE. OUR PASSION. PACE - 2000m



14 June 2026 - 3:14PM

Weather: Fine

| Section                | L2000                | L1800                    | L1600                    | L1400                    | L1200                    | L1000                    | L800                     | L600                     | L400                      | L200                      |
|------------------------|----------------------|--------------------------|--------------------------|--------------------------|--------------------------|--------------------------|--------------------------|--------------------------|---------------------------|---------------------------|
| Section Times          | 2:33.90<br>(0:17.91) | 2:15.99 [6]<br>(0:15.10) | 2:00.89 [7]<br>(0:15.08) | 1:45.82 [7]<br>(0:14.20) | 1:31.62 [7]<br>(0:15.10) | 1:16.52 [7]<br>(0:16.02) | 1:00.50 [8]<br>(0:15.13) | 0:45.38 [9]<br>(0:15.53) | 0:29.84 [10]<br>(0:15.03) | 0:14.81 [10]<br>(0:14.81) |
| Average Speed [km/h]   | 41.5                 | 48.6                     | 48.4                     | 50.7                     | 48.7                     | 45.9                     | 47.6                     | 47.2                     | 48.9                      | 48.6                      |
| Top Speed [km/h]       | 49.8                 | 49.6                     | 50.4                     | 51.5                     | 49.9                     | 50.3                     | 48.7                     | 48.2                     | 50.7                      | 50.7                      |
| Avg. Dist. to Rail [m] | 11.8                 | 3.3                      | 1.9                      | 4.7                      | 2.5                      | 2.9                      | 3.0                      | 2.6                      | 3.2                       | 6.0                       |



- [ ] Ranking at each section and finish
- :-:- No data available at this section
- NA No data available

|                                |                              |
|--------------------------------|------------------------------|
| Horse/Jockey Name              | Heavens Are Heaving/K A Butt |
| Finish Rank                    | 12                           |
| Fastest Section Time (Section) | 0:14.44 (1400-1200)          |
| Top Speed [km/h] (Section)     | 52.4 (2000 - 1800)           |
| Race State                     | Finished                     |



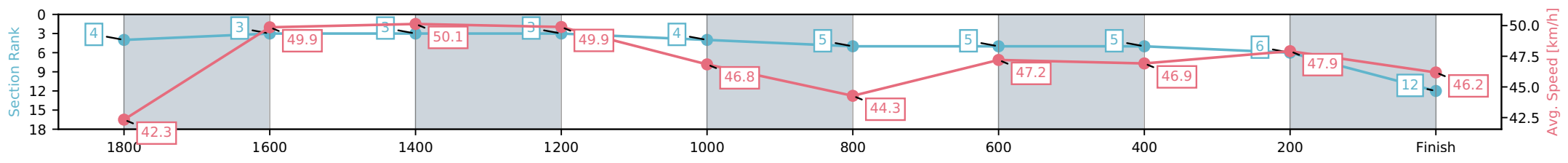
NZ Metropolitan Trotting Club Inc Harness  
 Race 4: IRT. YOUR HORSE. OUR PASSION. PACE - 2000m



14 June 2026 - 3:14PM

Weather: Fine

| Section                | L2000                | L1800                    | L1600                    | L1400                    | L1200                    | L1000                    | L800                     | L600                     | L400                     | L200                     |
|------------------------|----------------------|--------------------------|--------------------------|--------------------------|--------------------------|--------------------------|--------------------------|--------------------------|--------------------------|--------------------------|
| Section Times          | 2:34.12<br>(0:17.42) | 2:16.70 [4]<br>(0:14.55) | 2:02.16 [3]<br>(0:14.46) | 1:47.70 [3]<br>(0:14.44) | 1:33.26 [3]<br>(0:15.49) | 1:17.77 [4]<br>(0:16.37) | 1:01.40 [5]<br>(0:15.26) | 0:46.14 [5]<br>(0:15.45) | 0:30.70 [5]<br>(0:15.12) | 0:15.58 [6]<br>(0:15.58) |
| Average Speed [km/h]   | 42.3                 | 49.9                     | 50.1                     | 49.9                     | 46.8                     | 44.3                     | 47.2                     | 46.9                     | 47.9                     | 46.2                     |
| Top Speed [km/h]       | 52.4                 | 51.6                     | 50.4                     | 50.3                     | 49.3                     | 46.0                     | 48.1                     | 47.8                     | 48.2                     | 48.1                     |
| Avg. Dist. to Rail [m] | 8.9                  | 1.9                      | 1.1                      | 2.9                      | 1.0                      | 0.9                      | 0.9                      | 1.1                      | 1.3                      | 4.2                      |



- [ ] Ranking at each section and finish
- :-:- No data available at this section
- NA No data available

|                                |                      |
|--------------------------------|----------------------|
| Horse/Jockey Name              | Sadie/M J Williamson |
| Finish Rank                    | 13                   |
| Fastest Section Time (Section) | 0:14.00 (1400-1200)  |
| Top Speed [km/h] (Section)     | 52.1 (1400-1200)     |
| Race State                     | Finished             |



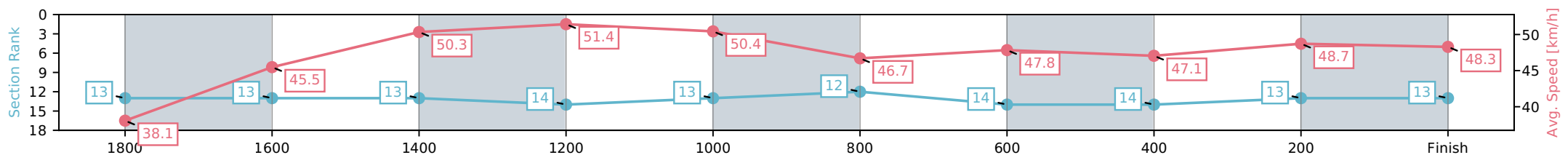
NZ Metropolitan Trotting Club Inc Harness  
 Race 4: IRT. YOUR HORSE. OUR PASSION. PACE - 2000m



14 June 2026 - 3:14PM

Weather: Fine

| Section                | L2000                | L1800                     | L1600                     | L1400                     | L1200                     | L1000                     | L800                      | L600                      | L400                      | L200                      |
|------------------------|----------------------|---------------------------|---------------------------|---------------------------|---------------------------|---------------------------|---------------------------|---------------------------|---------------------------|---------------------------|
| Section Times          | 2:34.14<br>(0:19.35) | 2:14.79 [13]<br>(0:16.26) | 1:58.52 [13]<br>(0:14.48) | 1:44.05 [13]<br>(0:14.00) | 1:30.05 [14]<br>(0:14.35) | 1:15.70 [13]<br>(0:15.49) | 1:00.20 [12]<br>(0:15.05) | 0:45.15 [14]<br>(0:15.48) | 0:29.67 [14]<br>(0:14.84) | 0:14.83 [13]<br>(0:14.83) |
| Average Speed [km/h]   | 38.1                 | 45.5                      | 50.3                      | 51.4                      | 50.4                      | 46.7                      | 47.8                      | 47.1                      | 48.7                      | 48.3                      |
| Top Speed [km/h]       | 45.3                 | 47.1                      | 52.0                      | 52.1                      | 51.8                      | 49.6                      | 49.2                      | 48.0                      | 49.9                      | 49.8                      |
| Avg. Dist. to Rail [m] | 5.5                  | 4.2                       | 1.6                       | 3.4                       | 0.8                       | 0.8                       | 1.1                       | 1.6                       | 1.0                       | 3.0                       |



- [ ] Ranking at each section and finish
- :-:- No data available at this section
- NA No data available

|                                |                             |
|--------------------------------|-----------------------------|
| Horse/Jockey Name              | Baby Come Back/R E Harrison |
| Finish Rank                    | 14                          |
| Fastest Section Time (Section) | 0:13.58 (1400-1200)         |
| Top Speed [km/h] (Section)     | 54.0 (1400-1200)            |
| Race State                     | Finished                    |



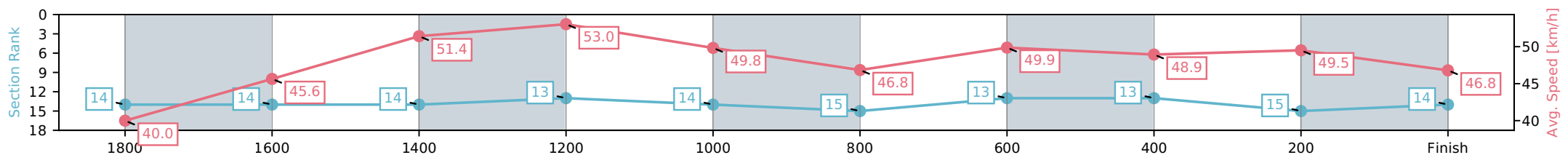
NZ Metropolitan Trotting Club Inc Harness  
 Race 4: IRT. YOUR HORSE. OUR PASSION. PACE - 2000m



14 June 2026 - 3:14PM

Weather: Fine

| Section                | L2000                | L1800                     | L1600                     | L1400                     | L1200                     | L1000                     | L800                      | L600                      | L400                      | L200                      |
|------------------------|----------------------|---------------------------|---------------------------|---------------------------|---------------------------|---------------------------|---------------------------|---------------------------|---------------------------|---------------------------|
| Section Times          | 2:35.11<br>(0:19.48) | 2:15.63 [14]<br>(0:16.52) | 1:59.11 [14]<br>(0:14.29) | 1:44.82 [14]<br>(0:13.58) | 1:31.24 [13]<br>(0:14.89) | 1:16.36 [14]<br>(0:15.79) | 1:00.56 [15]<br>(0:14.44) | 0:46.13 [13]<br>(0:15.40) | 0:30.73 [13]<br>(0:15.35) | 0:15.38 [15]<br>(0:15.38) |
| Average Speed [km/h]   | 40.0                 | 45.6                      | 51.4                      | 53.0                      | 49.8                      | 46.8                      | 49.9                      | 48.9                      | 49.5                      | 46.8                      |
| Top Speed [km/h]       | 47.1                 | 46.9                      | 52.6                      | 54.0                      | 51.7                      | 49.4                      | 51.1                      | 49.9                      | 50.3                      | 50.1                      |
| Avg. Dist. to Rail [m] | 18.1                 | 8.4                       | 2.8                       | 5.2                       | 3.7                       | 3.4                       | 4.6                       | 6.1                       | 8.2                       | 11.1                      |



- [ ] Ranking at each section and finish
- :-:- No data available at this section
- NA No data available

|                                |                            |
|--------------------------------|----------------------------|
| Horse/Jockey Name              | Prettyboynite/S J Thornley |
| Finish Rank                    | 15                         |
| Fastest Section Time (Section) | 0:13.92 (1400-1200)        |
| Top Speed [km/h] (Section)     | 52.7 (1400-1200)           |
| Race State                     | Finished                   |



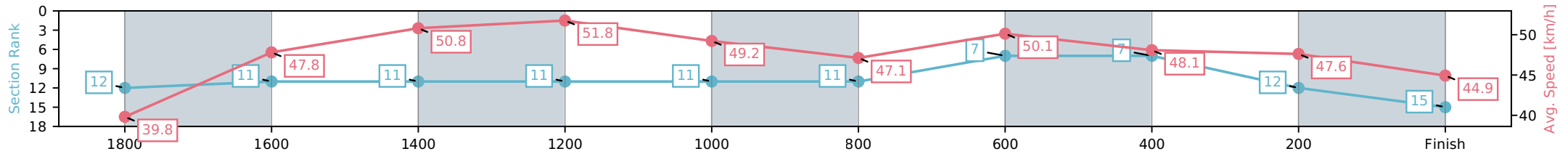
NZ Metropolitan Trotting Club Inc Harness  
 Race 4: IRT. YOUR HORSE. OUR PASSION. PACE - 2000m



14 June 2026 - 3:14PM

Weather: Fine

| Section                | L2000                | L1800                     | L1600                     | L1400                     | L1200                     | L1000                     | L800                      | L600                     | L400                     | L200                      |
|------------------------|----------------------|---------------------------|---------------------------|---------------------------|---------------------------|---------------------------|---------------------------|--------------------------|--------------------------|---------------------------|
| Section Times          | 2:35.29<br>(0:19.26) | 2:16.03 [12]<br>(0:15.39) | 2:00.63 [11]<br>(0:14.50) | 1:46.13 [11]<br>(0:13.92) | 1:32.21 [11]<br>(0:15.00) | 1:17.21 [11]<br>(0:15.79) | 1:01.42 [11]<br>(0:14.36) | 0:47.06 [7]<br>(0:15.42) | 0:31.63 [7]<br>(0:15.62) | 0:16.01 [12]<br>(0:16.01) |
| Average Speed [km/h]   | 39.8                 | 47.8                      | 50.8                      | 51.8                      | 49.2                      | 47.1                      | 50.1                      | 48.1                     | 47.6                     | 44.9                      |
| Top Speed [km/h]       | 49.6                 | 49.7                      | 52.2                      | 52.7                      | 51.2                      | 49.5                      | 50.8                      | 49.1                     | 48.1                     | 47.2                      |
| Avg. Dist. to Rail [m] | 3.4                  | 3.2                       | 3.3                       | 5.2                       | 3.1                       | 4.2                       | 4.7                       | 4.1                      | 4.9                      | 4.7                       |



- [ ] Ranking at each section and finish
- :-:- No data available at this section
- NA No data available

|                                |                     |
|--------------------------------|---------------------|
| Horse/Jockey Name              | Titan/W J House     |
| Finish Rank                    | 16                  |
| Fastest Section Time (Section) | 0:15.89 (1400-1200) |
| Top Speed [km/h] (Section)     | 46.2 (2000 - 1800)  |
| Race State                     | Finished            |



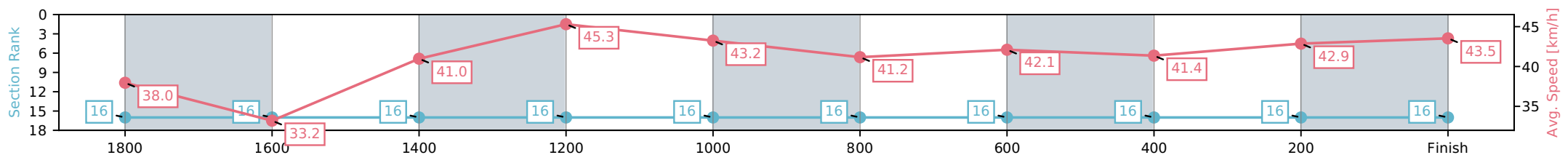
NZ Metropolitan Trotting Club Inc Harness  
 Race 4: IRT. YOUR HORSE. OUR PASSION. PACE - 2000m



14 June 2026 - 3:14PM

Weather: Fine

| Section                | L2000                | L1800                     | L1600                     | L1400                     | L1200                     | L1000                     | L800                      | L600                      | L400                      | L200                      |
|------------------------|----------------------|---------------------------|---------------------------|---------------------------|---------------------------|---------------------------|---------------------------|---------------------------|---------------------------|---------------------------|
| Section Times          | 2:59.06<br>(0:20.36) | 2:38.70 [16]<br>(0:22.07) | 2:16.63 [16]<br>(0:17.83) | 1:58.81 [16]<br>(0:15.89) | 1:42.92 [16]<br>(0:16.85) | 1:26.07 [16]<br>(0:17.76) | 1:08.30 [16]<br>(0:17.10) | 0:51.20 [16]<br>(0:17.65) | 0:33.55 [16]<br>(0:17.03) | 0:16.52 [16]<br>(0:16.52) |
| Average Speed [km/h]   | 38.0                 | 33.2                      | 41.0                      | 45.3                      | 43.2                      | 41.2                      | 42.1                      | 41.4                      | 42.9                      | 43.5                      |
| Top Speed [km/h]       | 46.2                 | 45.8                      | 44.3                      | 46.2                      | 44.0                      | 44.0                      | 42.8                      | 42.7                      | 44.1                      | 44.2                      |
| Avg. Dist. to Rail [m] | 8.0                  | 2.5                       | 2.1                       | 4.5                       | 1.6                       | 2.3                       | 3.4                       | 2.1                       | 2.3                       | 4.8                       |



[ ] Ranking at each section and finish  
 -:-:- No data available at this section  
 NA No data available