



NZ Metropolitan Trotting Club Inc Harness
 Race 6: HAGLEY WINDOWS & DOORS MOBILE PACE - 1980m
 14 June 2026 - 4:08PM



Weather: Fine

Field Times (Race Tempo) 2:26.37 (0:11.28) 2:15.09 (0:14.55) 2:00.54 (0:15.27) 1:45.27 (0:14.96) 1:30.31 (0:15.34) 1:14.97 (0:15.57) 0:59.40 (0:14.99) 0:44.41 (0:15.06)

Rank	TAB#	Horse	Overall Time	First 400m	Top Speed km/h (Section)	L1980	L1800	L1600	L1400	L1200	L1000	L800	L600
	(BAR#)	Driver	Margin (DT-W)	Last 600m	Fastest Section (Time)	Start - 1800	1800 - 1600	1600 - 1400	1400 - 1200	1200 - 1000	1000 - 800	800 - 600	600 - 400
1	4	Santanna Mach	2:26.37	0:29.55	53.6 (200-0)	2:26.37	2:14.00 [7]	1:58.90 [7]	1:43.87 [7]	1:29.11 [7]	1:13.86 [7]	0:58.30 [8]	0:43.38 [8]
	(4)	W J House		0:43.38	200-0 (0:13.63)	(0:12.38)	(0:15.10)	(0:15.03)	(0:14.76)	(0:15.25)	(0:15.56)	(0:14.92)	(0:15.17)
2	11	Harry Belafonte	2:26.53	0:29.84	54.2 (200-0)	2:26.53	2:13.59 [10]	1:58.35 [9]	1:43.37 [9]	1:28.87 [9]	1:13.67 [9]	0:58.22 [9]	0:43.22 [9]
	(U1)	S R McNally	0.9L (-8)	0:43.21	200-0 (0:13.61)	(0:12.94)	(0:15.25)	(0:14.98)	(0:14.49)	(0:15.20)	(0:15.45)	(0:15.00)	(0:14.90)
3	8	Lord Mudrick	2:26.59	0:28.45	54.1 (1980 - 1800)	2:26.59	2:15.02 [3]	2:00.33 [2]	1:45.14 [2]	1:30.31 [2]	1:15.08 [2]	0:59.52 [2]	0:44.61 [2]
	(8)	C A Butt	1.2L (-2)	0:44.60	200-0 (0:14.61)	(0:11.58)	(0:14.69)	(0:15.18)	(0:14.84)	(0:15.23)	(0:15.56)	(0:14.91)	(0:15.08)
4	5	Ultimate Perfection	2:26.76	0:30.08	52.7 (200-0)	2:26.76	2:14.24 [8]	1:58.90 [8]	1:43.76 [8]	1:29.13 [8]	1:13.97 [8]	0:58.74 [7]	0:43.77 [7]
	(5)	M J Williamson	2.2L (-13)	0:43.78	200-0 (0:13.80)	(0:12.52)	(0:15.35)	(0:15.13)	(0:14.64)	(0:15.16)	(0:15.23)	(0:14.97)	(0:15.08)
5	1	Mouton Cadet	2:26.80	0:28.53	54.6 (1980 - 1800)	2:26.80	2:15.28 [2]	2:00.52 [3]	1:45.26 [3]	1:30.36 [3]	1:15.05 [3]	0:59.50 [3]	0:44.46 [4]
	(1)	B N Orange	2.5L (-16)	0:44.47	200-0 (0:14.44)	(0:11.52)	(0:14.76)	(0:15.26)	(0:14.90)	(0:15.30)	(0:15.55)	(0:15.04)	(0:15.09)
6	10	Hes Santas Excuse	2:26.87	0:28.59	52.6 (1980 - 1800)	2:26.87	2:14.52 [6]	1:59.99 [5]	1:44.97 [5]	1:30.04 [5]	1:14.78 [5]	0:59.23 [5]	0:44.21 [5]
	(10)	John R Dunn	2.8L (-19)	0:44.21	200-0 (0:14.18)	(0:12.35)	(0:14.52)	(0:15.02)	(0:14.93)	(0:15.26)	(0:15.54)	(0:15.02)	(0:15.14)
7	6	Motor Mouth	2:27.02	0:28.17	55.2 (1980 - 1800)	2:27.02	2:15.74 [1]	2:01.19 [1]	1:45.92 [1]	1:30.96 [1]	1:15.62 [1]	1:00.05 [1]	0:45.06 [1]
	(6)	S J Thornley	3.7L (-18)	0:45.06	1800-1600 (0:14.55)	(0:11.28)	(0:14.55)	(0:15.27)	(0:14.96)	(0:15.34)	(0:15.58)	(0:14.99)	(0:15.06)
8	3	Doctor Tim	2:27.41	0:29.22	51.7 (1980 - 1800)	2:27.41	2:15.20 [5]	2:00.30 [6]	1:45.27 [6]	1:30.50 [6]	1:15.25 [6]	0:59.67 [6]	0:44.74 [6]
	(3)	O G Thornley	5.9L (-4)	0:44.74	200-0 (0:14.66)	(0:12.21)	(0:14.90)	(0:15.03)	(0:14.78)	(0:15.25)	(0:15.58)	(0:14.93)	(0:15.18)
9	2	Reggie Golightly	2:28.37	0:28.73	53.8 (1980 - 1800)	2:28.37	2:16.57 [4]	2:01.87 [4]	1:46.62 [4]	1:31.80 [4]	1:16.55 [4]	1:00.98 [4]	0:46.04 [3]
	(2)	R D Holmes	11.4L (-7)	0:46.04	1800-1600 (0:14.70)	(0:11.80)	(0:14.70)	(0:15.24)	(0:14.82)	(0:15.25)	(0:15.57)	(0:14.94)	(0:15.19)
10	7	Didjashoutthebar	2:28.96	0:30.65	51.7 (1980 - 1800)	2:28.96	2:16.30 [9]	2:00.66 [10]	1:45.41 [10]	1:31.01 [10]	1:15.76 [10]	1:00.23 [10]	0:45.30 [10]
	(7)	S J Tomlinson	14.7L (+4)	0:45.31	1400-1200 (0:14.40)	(0:12.66)	(0:15.64)	(0:15.25)	(0:14.40)	(0:15.25)	(0:15.53)	(0:14.93)	(0:15.20)

Scratched: Carrera Kahu (#9)

Report Created: Sun 14 June 2026

(Note: Races are conducted over an approximate distance as close as possible to the advertised distance, and recorded data may vary accordingly. Official times refer to race times only and do not include handicap times.)

[] Position in running at each section and finish
 -:--:-- No data available at this section
 NA No data available
 DNT Did not track

TAB# Saddle cloth number
 BAR# Barrier/Gate Position
 DNF Did not finish
 DT-W Distance travelled compared to winner in metres

Fastest split
 Fastest section

data processed by TRIPLESDATA



NZ Metropolitan Trotting Club Inc Harness
 Race 6: HAGLEY WINDOWS & DOORS MOBILE PACE - 1980m
 14 June 2026 - 4:08PM



Weather: Fine

Field Times 0:29.35 0:14.53
 (Race Tempo) (0:14.82) (0:14.53)

Rank	TAB#	Horse	Overall Time	First 400m	Top Speed km/h (Section)	L400	L200						
	(BAR#)	Driver	Margin (DT-W)	Last 600m	Fastest Section (Time)	400 - 200	200 - Finish						
1	4	Santanna Mach	2:26.37	0:29.55	53.6 (200-0)	0:28.20 [8]	0:13.63 [5]						
	(4)	W J House		0:43.38	200-0 (0:13.63)	(0:14.58)	(0:13.63)						
2	11	Harry Belafonte	2:26.53	0:29.84	54.2 (200-0)	0:28.31 [9]	0:13.61 [8]						
	(U1)	S R McNally	0.9L (-8)	0:43.21	200-0 (0:13.61)	(0:14.70)	(0:13.61)						
3	8	Lord Mudrick	2:26.59	0:28.45	54.1 (1980 - 1800)	0:29.53 [2]	0:14.61 [2]						
	(8)	C A Butt	1.2L (-2)	0:44.60	200-0 (0:14.61)	(0:14.91)	(0:14.61)						
4	5	Ultimate Perfection	2:26.76	0:30.08	52.7 (200-0)	0:28.70 [7]	0:13.80 [9]						
	(5)	M J Williamson	2.2L (-13)	0:43.78	200-0 (0:13.80)	(0:14.90)	(0:13.80)						
5	1	Mouton Cadet	2:26.80	0:28.53	54.6 (1980 - 1800)	0:29.38 [3]	0:14.44 [3]						
	(1)	B N Orange	2.5L (-16)	0:44.47	200-0 (0:14.44)	(0:14.94)	(0:14.44)						
6	10	Hes Santas Excuse	2:26.87	0:28.59	52.6 (1980 - 1800)	0:29.07 [5]	0:14.18 [4]						
	(10)	John R Dunn	2.8L (-19)	0:44.21	200-0 (0:14.18)	(0:14.89)	(0:14.18)						
7	6	Motor Mouth	2:27.02	0:28.17	55.2 (1980 - 1800)	0:30.00 [1]	0:15.18 [1]						
	(6)	S J Thornley	3.7L (-18)	0:45.06	1800-1600 (0:14.55)	(0:14.82)	(0:15.18)						
8	3	Doctor Tim	2:27.41	0:29.22	51.7 (1980 - 1800)	0:29.56 [6]	0:14.66 [6]						
	(3)	O G Thornley	5.9L (-4)	0:44.74	200-0 (0:14.66)	(0:14.90)	(0:14.66)						
9	2	Reggie Golightly	2:28.37	0:28.73	53.8 (1980 - 1800)	0:30.86 [4]	0:15.53 [7]						
	(2)	R D Holmes	11.4L (-7)	0:46.04	1800-1600 (0:14.70)	(0:15.32)	(0:15.53)						
10	7	Didjashoutthebar	2:28.96	0:30.65	51.7 (1980 - 1800)	0:30.10 [10]	0:15.62 [10]						
	(7)	S J Tomlinson	14.7L (+4)	0:45.31	1400-1200 (0:14.40)	(0:14.49)	(0:15.62)						

Scratched: Carrera Kahu (#9)

Report Created: Sun 14 June 2026

(Note: Races are conducted over an approximate distance as close as possible to the advertised distance, and recorded data may vary accordingly. Official times refer to race times only and do not include handicap times.)

[] Position in running at each section and finish TAB# Saddle cloth number
 -:-:- No data available at this section BAR# Barrier/Gate Position
 NA No data available DNF Did not finish
 DNT Did not track DT-W Distance travelled compared to winner in metres

Fastest split
 Fastest section

data processed by TRIPLES DATA

Horse/Jockey Name	Santanna Mach/W J House
Finish Rank	1
Fastest Section Time (Section)	0:13.63 (200-0)
Top Speed [km/h] (Section)	53.6 (200-0)
Race State	Finished



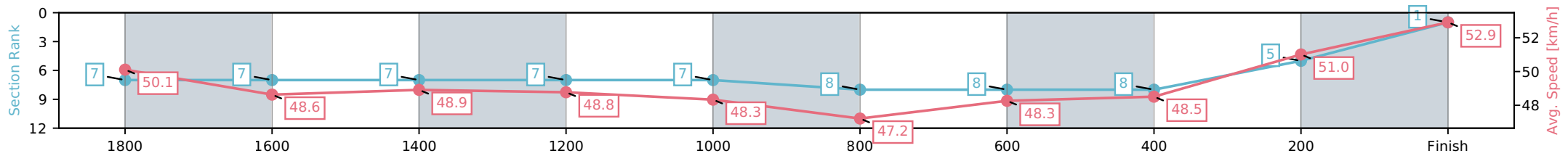
NZ Metropolitan Trotting Club Inc Harness
 Race 6: HAGLEY WINDOWS & DOORS MOBILE PACE - 1980m



14 June 2026 - 4:08PM

Weather: Fine

Section	L1980	L1800	L1600	L1400	L1200	L1000	L800	L600	L400	L200
Section Times	2:26.37 (0:12.38)	2:14.00 [7] (0:15.10)	1:58.90 [7] (0:15.03)	1:43.87 [7] (0:14.76)	1:29.11 [7] (0:15.25)	1:13.86 [7] (0:15.56)	0:58.30 [8] (0:14.92)	0:43.38 [8] (0:15.17)	0:28.20 [8] (0:14.58)	0:13.63 [5] (0:13.63)
Average Speed [km/h]	50.1	48.6	48.9	48.8	48.3	47.2	48.3	48.5	51.0	52.9
Top Speed [km/h]	51.3	49.5	49.6	49.3	48.9	48.0	48.7	49.1	53.2	53.6
Avg. Dist. to Rail [m]	6.2	3.7	2.8	4.5	2.8	2.9	4.1	3.5	5.1	8.9



- [] Ranking at each section and finish
- :-:- No data available at this section
- NA No data available

Horse/Jockey Name	Harry Belafonte/S R McNally
Finish Rank	2
Fastest Section Time (Section)	0:13.61 (200-0)
Top Speed [km/h] (Section)	54.2 (200-0)
Race State	Finished



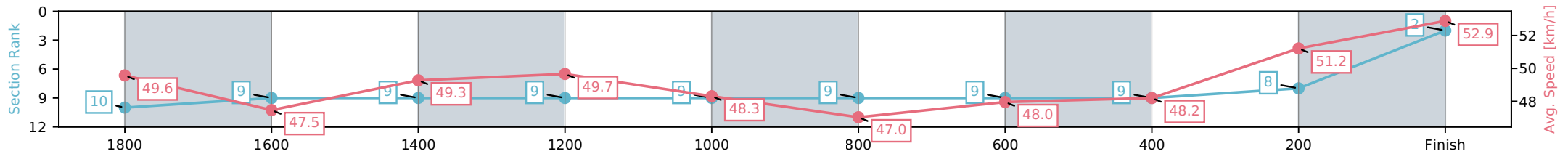
NZ Metropolitan Trotting Club Inc Harness
 Race 6: HAGLEY WINDOWS & DOORS MOBILE PACE -
 1980m



14 June 2026 - 4:08PM

Weather: Fine

Section	L1980	L1800	L1600	L1400	L1200	L1000	L800	L600	L400	L200
Section Times	2:26.53 (0:12.94)	2:13.59 [10] (0:15.25)	1:58.35 [9] (0:14.98)	1:43.37 [9] (0:14.49)	1:28.87 [9] (0:15.20)	1:13.67 [9] (0:15.45)	0:58.22 [9] (0:15.00)	0:43.22 [9] (0:14.90)	0:28.31 [9] (0:14.70)	0:13.61 [8] (0:13.61)
Average Speed [km/h]	49.6	47.5	49.3	49.7	48.3	47.0	48.0	48.2	51.2	52.9
Top Speed [km/h]	51.4	48.6	49.7	50.4	48.7	48.2	48.5	48.9	53.8	54.2
Avg. Dist. to Rail [m]	6.4	1.6	3.6	5.0	2.4	1.6	1.4	1.1	7.1	12.6



- [] Ranking at each section and finish
- :-:- No data available at this section
- NA No data available

Horse/Jockey Name	Lord Mudrick/C A Butt
Finish Rank	3
Fastest Section Time (Section)	0:14.61 (200-0)
Top Speed [km/h] (Section)	54.1 (1980 - 1800)
Race State	Finished



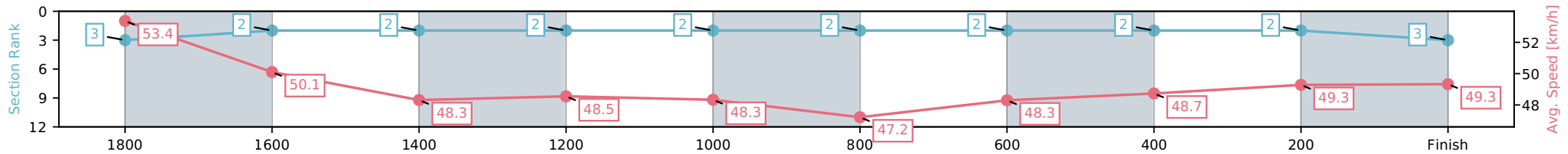
NZ Metropolitan Trotting Club Inc Harness
 Race 6: HAGLEY WINDOWS & DOORS MOBILE PACE - 1980m



14 June 2026 - 4:08PM

Weather: Fine

Section	L1980	L1800	L1600	L1400	L1200	L1000	L800	L600	L400	L200
Section Times	2:26.59 (0:11.58)	2:15.02 [3] (0:14.69)	2:00.33 [2] (0:15.18)	1:45.14 [2] (0:14.84)	1:30.31 [2] (0:15.23)	1:15.08 [2] (0:15.56)	0:59.52 [2] (0:14.91)	0:44.61 [2] (0:15.08)	0:29.53 [2] (0:14.91)	0:14.61 [2] (0:14.61)
Average Speed [km/h]	53.4	50.1	48.3	48.5	48.3	47.2	48.3	48.7	49.3	49.3
Top Speed [km/h]	54.1	53.0	48.7	48.8	49.1	48.3	48.6	49.0	50.1	50.2
Avg. Dist. to Rail [m]	11.1	3.9	2.5	4.0	2.7	2.8	3.8	3.2	3.2	5.4



- [] Ranking at each section and finish
- :-:- No data available at this section
- NA No data available

Horse/Jockey Name	Ultimate Perfection/M J Williamson
Finish Rank	4
Fastest Section Time (Section)	0:13.80 (200-0)
Top Speed [km/h] (Section)	52.7 (200-0)
Race State	Finished



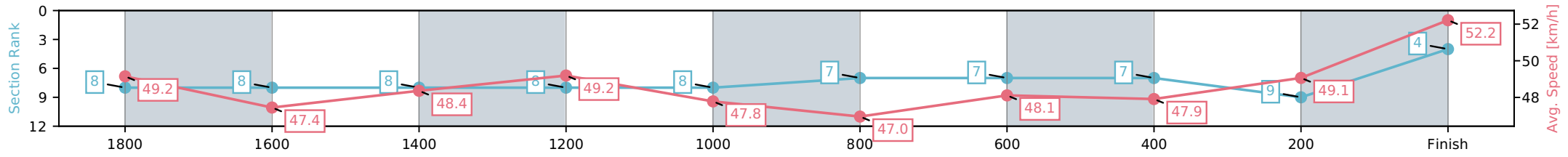
NZ Metropolitan Trotting Club Inc Harness
 Race 6: HAGLEY WINDOWS & DOORS MOBILE PACE - 1980m



14 June 2026 - 4:08PM

Weather: Fine

Section	L1980	L1800	L1600	L1400	L1200	L1000	L800	L600	L400	L200
Section Times	2:26.76 (0:12.52)	2:14.24 [8] (0:15.35)	1:58.90 [8] (0:15.13)	1:43.76 [8] (0:14.64)	1:29.13 [8] (0:15.16)	1:13.97 [8] (0:15.23)	0:58.74 [7] (0:14.97)	0:43.77 [7] (0:15.08)	0:28.70 [7] (0:14.90)	0:13.80 [9] (0:13.80)
Average Speed [km/h]	49.2	47.4	48.4	49.2	47.8	47.0	48.1	47.9	49.1	52.2
Top Speed [km/h]	52.2	48.2	48.7	50.0	48.0	48.2	48.5	48.3	50.8	52.7
Avg. Dist. to Rail [m]	5.9	2.6	2.3	3.9	0.9	0.6	1.1	0.9	2.2	2.0



[] Ranking at each section and finish
 -:-:- No data available at this section
 NA No data available

Horse/Jockey Name	Mouton Cadet/B N Orange
Finish Rank	5
Fastest Section Time (Section)	0:14.44 (200-0)
Top Speed [km/h] (Section)	54.6 (1980 - 1800)
Race State	Finished



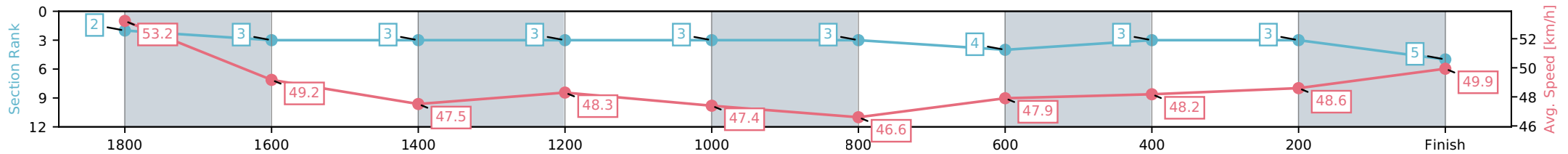
NZ Metropolitan Trotting Club Inc Harness
 Race 6: HAGLEY WINDOWS & DOORS MOBILE PACE - 1980m



14 June 2026 - 4:08PM

Weather: Fine

Section	L1980	L1800	L1600	L1400	L1200	L1000	L800	L600	L400	L200
Section Times	2:26.80 (0:11.52)	2:15.28 [2] (0:14.76)	2:00.52 [3] (0:15.26)	1:45.26 [3] (0:14.90)	1:30.36 [3] (0:15.30)	1:15.05 [3] (0:15.55)	0:59.50 [3] (0:15.04)	0:44.46 [4] (0:15.09)	0:29.38 [3] (0:14.94)	0:14.44 [3] (0:14.44)
Average Speed [km/h]	53.2	49.2	47.5	48.3	47.4	46.6	47.9	48.2	48.6	49.9
Top Speed [km/h]	54.6	50.3	48.2	48.7	47.8	47.6	48.3	48.6	49.2	50.3
Avg. Dist. to Rail [m]	1.8	1.6	1.0	2.4	0.9	1.1	2.3	1.7	1.4	2.6



- [] Ranking at each section and finish
- :-:- No data available at this section
- NA No data available

Horse/Jockey Name	Hes Santas Excuse/John R Dunn
Finish Rank	6
Fastest Section Time (Section)	0:14.18 (200-0)
Top Speed [km/h] (Section)	52.6 (1980 - 1800)
Race State	Finished



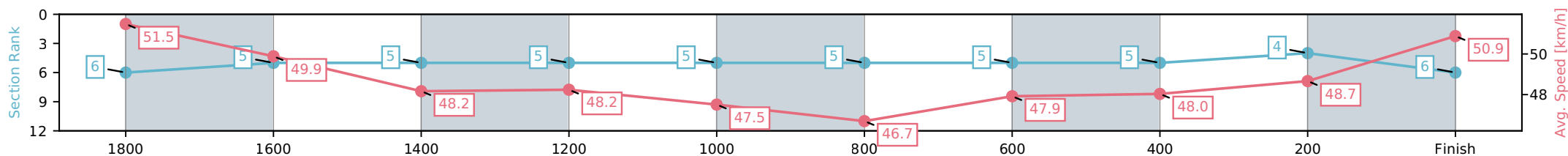
NZ Metropolitan Trotting Club Inc Harness
 Race 6: HAGLEY WINDOWS & DOORS MOBILE PACE - 1980m



14 June 2026 - 4:08PM

Weather: Fine

Section	L1980	L1800	L1600	L1400	L1200	L1000	L800	L600	L400	L200
Section Times	2:26.87 (0:12.35)	2:14.52 [6] (0:14.52)	1:59.99 [5] (0:15.02)	1:44.97 [5] (0:14.93)	1:30.04 [5] (0:15.26)	1:14.78 [5] (0:15.54)	0:59.23 [5] (0:15.02)	0:44.21 [5] (0:15.14)	0:29.07 [5] (0:14.89)	0:14.18 [4] (0:14.18)
Average Speed [km/h]	51.5	49.9	48.2	48.2	47.5	46.7	47.9	48.0	48.7	50.9
Top Speed [km/h]	52.6	50.4	49.6	48.8	48.1	47.8	48.3	48.5	49.3	51.2
Avg. Dist. to Rail [m]	2.0	1.4	0.9	2.5	0.9	1.2	2.3	1.7	1.4	5.4



- [] Ranking at each section and finish
- :-:- No data available at this section
- NA No data available

Horse/Jockey Name	Motor Mouth/S J Thornley
Finish Rank	7
Fastest Section Time (Section)	0:14.55 (1800-1600)
Top Speed [km/h] (Section)	55.2 (1980 - 1800)
Race State	Finished



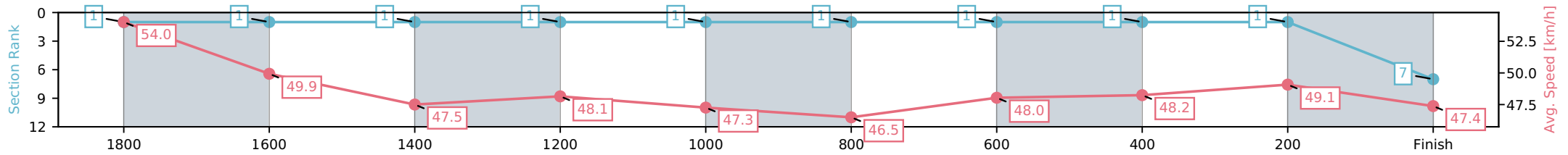
NZ Metropolitan Trotting Club Inc Harness
 Race 6: HAGLEY WINDOWS & DOORS MOBILE PACE - 1980m



14 June 2026 - 4:08PM

Weather: Fine

Section	L1980	L1800	L1600	L1400	L1200	L1000	L800	L600	L400	L200
Section Times	2:27.02 (0:11.28)	2:15.74 [1] (0:14.55)	2:01.19 [1] (0:15.27)	1:45.92 [1] (0:14.96)	1:30.96 [1] (0:15.34)	1:15.62 [1] (0:15.58)	1:00.05 [1] (0:14.99)	0:45.06 [1] (0:15.06)	0:30.00 [1] (0:14.82)	0:15.18 [1] (0:15.18)
Average Speed [km/h]	54.0	49.9	47.5	48.1	47.3	46.5	48.0	48.2	49.1	47.4
Top Speed [km/h]	55.2	51.4	48.3	48.4	47.7	47.3	48.4	48.8	49.3	48.9
Avg. Dist. to Rail [m]	6.8	1.9	1.2	2.5	0.9	1.0	2.3	1.7	1.7	3.9



- [] Ranking at each section and finish
- :-:- No data available at this section
- NA No data available

Horse/Jockey Name	Doctor Tim/O G Thornley
Finish Rank	8
Fastest Section Time (Section)	0:14.66 (200-0)
Top Speed [km/h] (Section)	51.7 (1980 - 1800)
Race State	Finished



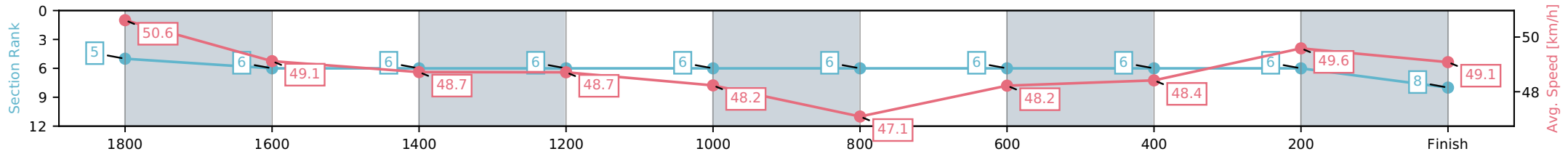
NZ Metropolitan Trotting Club Inc Harness
 Race 6: HAGLEY WINDOWS & DOORS MOBILE PACE - 1980m



14 June 2026 - 4:08PM

Weather: Fine

Section	L1980	L1800	L1600	L1400	L1200	L1000	L800	L600	L400	L200
Section Times	2:27.41 (0:12.21)	2:15.20 [5] (0:14.90)	2:00.30 [6] (0:15.03)	1:45.27 [6] (0:14.78)	1:30.50 [6] (0:15.25)	1:15.25 [6] (0:15.58)	0:59.67 [6] (0:14.93)	0:44.74 [6] (0:15.18)	0:29.56 [6] (0:14.90)	0:14.66 [6] (0:14.66)
Average Speed [km/h]	50.6	49.1	48.7	48.7	48.2	47.1	48.2	48.4	49.6	49.1
Top Speed [km/h]	51.7	49.7	49.8	49.3	48.8	48.3	48.7	48.9	50.8	51.0
Avg. Dist. to Rail [m]	4.5	3.0	2.4	4.1	2.5	2.7	3.8	3.1	4.2	7.3



- [] Ranking at each section and finish
- :-:- No data available at this section
- NA No data available

Horse/Jockey Name	Reggie Golightly/R D Holmes
Finish Rank	9
Fastest Section Time (Section)	0:14.70 (1800-1600)
Top Speed [km/h] (Section)	53.8 (1980 - 1800)
Race State	Finished



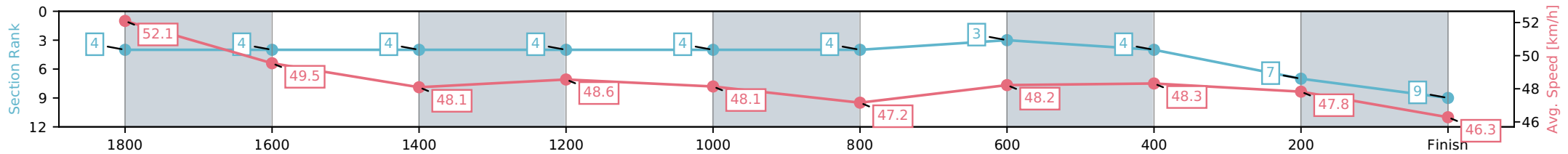
NZ Metropolitan Trotting Club Inc Harness
 Race 6: HAGLEY WINDOWS & DOORS MOBILE PACE - 1980m



14 June 2026 - 4:08PM

Weather: Fine

Section	L1980	L1800	L1600	L1400	L1200	L1000	L800	L600	L400	L200
Section Times	2:28.37 (0:11.80)	2:16.57 [4] (0:14.70)	2:01.87 [4] (0:15.24)	1:46.62 [4] (0:14.82)	1:31.80 [4] (0:15.25)	1:16.55 [4] (0:15.57)	1:00.98 [4] (0:14.94)	0:46.04 [3] (0:15.19)	0:30.86 [4] (0:15.32)	0:15.53 [7] (0:15.53)
Average Speed [km/h]	52.1	49.5	48.1	48.6	48.1	47.2	48.2	48.3	47.8	46.3
Top Speed [km/h]	53.8	51.1	48.9	48.8	48.8	48.3	48.7	48.6	48.2	47.6
Avg. Dist. to Rail [m]	2.6	2.0	2.5	4.0	2.5	2.7	3.9	3.0	2.9	5.3



- [] Ranking at each section and finish
- :-:- No data available at this section
- NA No data available

Horse/Jockey Name	Didjashoutthebar/S J Tomlinson
Finish Rank	10
Fastest Section Time (Section)	0:14.40 (1400-1200)
Top Speed [km/h] (Section)	51.7 (1980 - 1800)
Race State	Finished



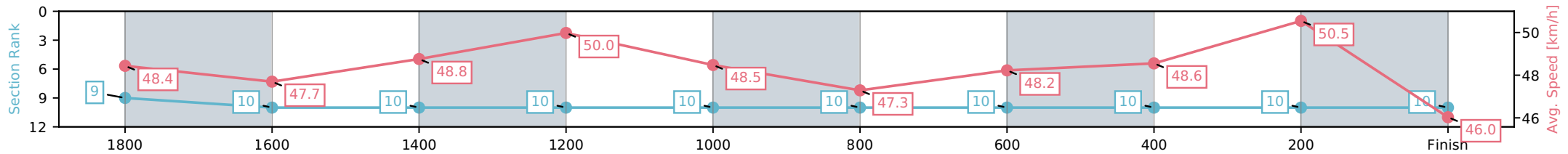
NZ Metropolitan Trotting Club Inc Harness
 Race 6: HAGLEY WINDOWS & DOORS MOBILE PACE - 1980m



14 June 2026 - 4:08PM

Weather: Fine

Section	L1980	L1800	L1600	L1400	L1200	L1000	L800	L600	L400	L200
Section Times	2:28.96 (0:12.66)	2:16.30 [9] (0:15.64)	2:00.66 [10] (0:15.25)	1:45.41 [10] (0:14.40)	1:31.01 [10] (0:15.25)	1:15.76 [10] (0:15.53)	1:00.23 [10] (0:14.93)	0:45.30 [10] (0:15.20)	0:30.10 [10] (0:14.49)	0:15.62 [10] (0:15.62)
Average Speed [km/h]	48.4	47.7	48.8	50.0	48.5	47.3	48.2	48.6	50.5	46.0
Top Speed [km/h]	51.7	48.6	49.5	50.9	48.8	48.3	48.7	48.9	51.1	49.7
Avg. Dist. to Rail [m]	10.3	6.3	4.1	5.0	3.1	3.0	4.3	3.7	2.9	7.6



- [] Ranking at each section and finish
- :-:- No data available at this section
- NA No data available