



NZ Metropolitan Trotting Club Inc Harness
 Race 7: WOODLANDS STUD - ALL STAR FIVE HANDICAP PACE - 2600m
 14 June 2026 - 4:40PM



Weather: Fine

Field Times (Race Tempo) 3:18.82 (0:16.79) 3:02.03 (0:14.76) 2:47.27 (0:16.37) 2:30.90 (0:16.23) 2:14.68 (0:16.51) 1:58.17 (0:16.33) 1:41.84 (0:14.94) 1:26.89 (0:14.55)

Rank	TAB#	Horse	Overall Time	First 400m	Top Speed km/h (Section)	L2600	L2400	L2200	L2000	L1800	L1600	L1400	L1200
	(BAR#)	Driver	Margin (DT-W)	Last 600m	Fastest Section (Time)	Start - 2400	2400 - 2200	2200 - 2000	2000 - 1800	1800 - 1600	1600 - 1400	1400 - 1200	1200 - 1000
1	3	Tee Ball	3:18.82	0:31.55	54.5 (200-0)	3:18.82	3:02.03 [1]	2:47.27 [1]	2:30.90 [1]	2:14.68 [1]	1:58.17 [1]	1:41.84 [1]	1:26.89 [1]
	(3)	S E O'Reilly		0:42.06	200-0 (0:13.65)	(0:16.79)	(0:14.76)	(0:16.37)	(0:16.23)	(0:16.51)	(0:16.33)	(0:14.94)	(0:14.55)
2	2	Deal Breaker	3:19.26	0:32.61	54.8 (200-0)	3:19.26	3:01.79 [4]	2:46.66 [4]	2:30.51 [4]	2:14.43 [4]	1:57.95 [5]	1:41.60 [5]	1:26.67 [6]
	(2)	R J Butt	2.5L (-1)	0:41.84	200-0 (0:13.31)	(0:17.47)	(0:15.14)	(0:16.15)	(0:16.08)	(0:16.47)	(0:16.36)	(0:14.93)	(0:14.60)
3	1	Country Gold	3:19.38	0:32.25	53.2 (200-0)	3:19.38	3:02.30 [2]	2:47.14 [2]	2:30.96 [2]	2:14.89 [2]	1:58.41 [3]	1:42.06 [2]	1:27.14 [3]
	(1)	John R Dunn	3.2L (-1)	0:42.32	200-0 (0:13.77)	(0:17.08)	(0:15.17)	(0:16.18)	(0:16.07)	(0:16.48)	(0:16.35)	(0:14.92)	(0:14.57)
4	10	Miki's Courage	3:19.70	0:33.12	53.2 (1400-1200)	3:19.70	3:01.28 [8]	2:46.58 [7]	2:30.47 [7]	2:14.50 [7]	1:58.08 [7]	1:41.74 [6]	1:27.65 [2]
	(4)	R T May	5.0L (+23)	0:42.46	200-0 (0:13.78)	(0:18.42)	(0:14.70)	(0:16.11)	(0:15.97)	(0:16.42)	(0:16.33)	(0:14.10)	(0:14.82)
5	6	Classie Linc	3:19.74	0:32.91	54.5 (200-0)	3:19.74	3:01.96 [5]	2:46.83 [6]	2:30.68 [6]	2:14.58 [6]	1:58.14 [6]	1:41.77 [7]	1:26.85 [9]
	(U1)	S J Tomlinson	5.3L (+1)	0:41.99	200-0 (0:13.49)	(0:17.78)	(0:15.13)	(0:16.15)	(0:16.10)	(0:16.44)	(0:16.37)	(0:14.92)	(0:14.64)
6	9	Carlin	3:19.89	0:33.23	56.1 (400-200)	3:19.89	3:01.70 [7]	2:46.66 [8]	2:30.50 [8]	2:14.43 [8]	1:57.94 [9]	1:41.59 [9]	1:27.02 [8]
	(3)	M B Holbrough	6.1L (+19)	0:41.74	200-0 (0:13.51)	(0:18.19)	(0:15.04)	(0:16.16)	(0:16.07)	(0:16.48)	(0:16.36)	(0:14.57)	(0:14.90)
7	15	Tempo Warrior	3:20.03	0:34.40	54.5 (200-0)	3:20.03	3:00.07 [12]	2:45.62 [12]	2:29.82 [13]	2:13.86 [13]	1:57.50 [12]	1:41.08 [13]	1:26.55 [12]
	(2)	S J Ottley	6.9L (+31)	0:42.06	200-0 (0:13.71)	(0:19.96)	(0:14.44)	(0:15.80)	(0:15.95)	(0:16.36)	(0:16.42)	(0:14.53)	(0:14.93)
8	8	Coba Charged	3:20.06	0:33.48	54.8 (1200-1000)	3:20.06	3:01.36 [9]	2:46.58 [9]	2:30.50 [9]	2:14.56 [9]	1:58.15 [8]	1:41.78 [8]	1:27.78 [4]
	(2)	S J Thornley	7.1L (+25)	0:43.15	1400-1200 (0:13.99)	(0:18.70)	(0:14.78)	(0:16.08)	(0:15.95)	(0:16.40)	(0:16.37)	(0:13.99)	(0:14.29)
9	12	Auntie Deb	3:20.11	0:33.94	53.3 (400-200)	3:20.11	3:01.10 [10]	2:46.17 [10]	2:30.23 [11]	2:14.28 [11]	1:57.88 [10]	1:41.50 [11]	1:26.93 [10]
	(6)	B N Orange	7.4L (+31)	0:42.40	200-0 (0:13.88)	(0:19.01)	(0:14.93)	(0:15.94)	(0:15.95)	(0:16.39)	(0:16.39)	(0:14.57)	(0:14.91)
10	4	Normie Stead	3:20.11	0:32.48	53.5 (200-0)	3:20.11	3:02.88 [3]	2:47.63 [3]	2:31.53 [3]	2:15.58 [3]	1:59.18 [2]	1:42.79 [2]	1:27.80 [5]
	(4)	R E Harrison	7.4L (+21)	0:42.56	200-0 (0:13.90)	(0:17.23)	(0:15.25)	(0:16.10)	(0:15.95)	(0:16.40)	(0:16.38)	(0:14.99)	(0:14.87)

Scratched: Salute (#5), Blazing Knuckles (#7)

Report Created: Sun 14 June 2026

(Note: Races are conducted over an approximate distance as close as possible to the advertised distance, and recorded data may vary accordingly. Official times refer to race times only and do not include handicap times.)

[] Position in running at each section and finish
 -:--:-- No data available at this section
 NA No data available
 DNT Did not track

TAB# Saddle cloth number
 BAR# Barrier/Gate Position
 DNF Did not finish
 DT-W Distance travelled compared to winner in metres

Fastest split
 Fastest section

data processed by TRIPLESDATA



NZ Metropolitan Trotting Club Inc Harness
 Race 7: WOODLANDS STUD - ALL STAR FIVE HANDICAP PACE - 2600m
 14 June 2026 - 4:40PM



Weather: Fine

Field Times (Race Tempo) 3:18.82 (0:16.79) 3:02.03 (0:14.76) 2:47.27 (0:16.37) 2:30.90 (0:16.23) 2:14.68 (0:16.51) 1:58.17 (0:16.33) 1:41.84 (0:14.94) 1:26.89 (0:14.55)

Rank	TAB#	Horse	Overall Time	First 400m	Top Speed km/h (Section)	L2600	L2400	L2200	L2000	L1800	L1600	L1400	L1200
	(BAR#)	Driver	Margin (DT-W)	Last 600m	Fastest Section (Time)	Start - 2400	2400 - 2200	2200 - 2000	2000 - 1800	1800 - 1600	1600 - 1400	1400 - 1200	1200 - 1000
11	13	Style Council	3:20.15	0:32.81	53.8 (200-0)	3:20.15	3:02.08 [6]	2:47.33 [5]	2:31.23 [5]	2:15.29 [5]	1:58.92 [4]	1:42.49 [4]	1:27.55 [7]
	(U1)	K G Cameron	7.6L (+20)	0:42.27	200-0 (0:13.62)	(0:18.07)	(0:14.74)	(0:16.10)	(0:15.94)	(0:16.37)	(0:16.42)	(0:14.94)	(0:14.90)
12	14	Queen Of Swords	3:20.21	0:34.14	54.6 (200-0)	3:20.21	3:00.59 [11]	2:46.08 [11]	2:30.49 [10]	2:14.40 [10]	1:57.95 [11]	1:41.60 [10]	1:26.91 [11]
	(1)	A L Fitzgerald	8.0L (+2)	0:42.16	200-0 (0:13.68)	(0:19.62)	(0:14.52)	(0:15.59)	(0:16.09)	(0:16.45)	(0:16.35)	(0:14.69)	(0:14.56)
13	11	The Bettor Major	3:20.30	0:34.94	54.8 (200-0)	3:20.30	2:59.67 [13]	2:45.36 [13]	2:30.19 [12]	2:14.16 [12]	1:57.68 [13]	1:41.36 [12]	1:26.67 [13]
	(5)	C J Dalgety	8.5L (+2)	0:41.92	200-0 (0:13.46)	(0:20.63)	(0:14.31)	(0:15.17)	(0:16.04)	(0:16.47)	(0:16.32)	(0:14.69)	(0:14.65)

Scratched: Salute (#5), Blazing Knuckles (#7)

Report Created: Sun 14 June 2026

(Note: Races are conducted over an approximate distance as close as possible to the advertised distance, and recorded data may vary accordingly. Official times refer to race times only and do not include handicap times.)

[] Position in running at each section and finish
 TAB# Saddle cloth number
 -:--:-- No data available at this section
 BAR# Barrier/Gate Position
 NA No data available
 DNF Did not finish
 DNT Did not track
 DT-W Distance travelled compared to winner in metres

Fastest split
 Fastest section

data processed by TRIPLES DATA



NZ Metropolitan Trotting Club Inc Harness
 Race 7: WOODLANDS STUD - ALL STAR FIVE HANDICAP PACE - 2600m
 14 June 2026 - 4:40PM



Weather: Fine

Field Times 1:12.34 0:56.95 0:42.06 0:27.59 0:13.65
 (Race Tempo) (0:15.39) (0:14.89) (0:14.47) (0:13.94) (0:13.65)

Rank	TAB#	Horse	Overall Time	First 400m	Top Speed km/h (Section)	L1000	L800	L600	L400	L200			
	(BAR#)	Driver	Margin (DT-W)	Last 600m	Fastest Section (Time)	1000 - 800	800 - 600	600 - 400	400 - 200	200 - Finish			
1	3	Tee Ball	3:18.82	0:31.55	54.5 (200-0)	1:12.34 [1]	0:56.95 [1]	0:42.06 [1]	0:27.59 [1]	0:13.65 [1]			
	(3)	S E O'Reilly		0:42.06	200-0 (0:13.65)	(0:15.39)	(0:14.89)	(0:14.47)	(0:13.94)	(0:13.65)			
2	2	Deal Breaker	3:19.26	0:32.61	54.8 (200-0)	1:12.07 [6]	0:56.75 [5]	0:41.84 [5]	0:27.40 [5]	0:13.31 [5]			
	(2)	R J Butt	2.5L (-1)	0:41.84	200-0 (0:13.31)	(0:15.32)	(0:14.91)	(0:14.44)	(0:14.09)	(0:13.31)			
3	1	Country Gold	3:19.38	0:32.25	53.2 (200-0)	1:12.57 [3]	0:57.20 [3]	0:42.32 [3]	0:27.84 [3]	0:13.77 [2]			
	(1)	John R Dunn	3.2L (-1)	0:42.32	200-0 (0:13.77)	(0:15.37)	(0:14.88)	(0:14.48)	(0:14.07)	(0:13.77)			
4	10	Miki's Courage	3:19.70	0:33.12	53.2 (1400-1200)	1:12.83 [4]	0:57.31 [4]	0:42.46 [4]	0:27.89 [4]	0:13.78 [4]			
	(4)	R T May	5.0L (+23)	0:42.46	200-0 (0:13.78)	(0:15.52)	(0:14.85)	(0:14.57)	(0:14.11)	(0:13.78)			
5	6	Classie Linc	3:19.74	0:32.91	54.5 (200-0)	1:12.21 [8]	0:56.90 [7]	0:41.99 [8]	0:27.57 [8]	0:13.49 [8]			
	(U1)	S J Tomlinson	5.3L (+1)	0:41.99	200-0 (0:13.49)	(0:15.31)	(0:14.91)	(0:14.42)	(0:14.08)	(0:13.49)			
6	9	Carlin	3:19.89	0:33.23	56.1 (400-200)	1:12.12 [9]	0:56.55 [10]	0:41.73 [12]	0:27.27 [12]	0:13.51 [10]			
	(3)	M B Holbrough	6.1L (+19)	0:41.74	200-0 (0:13.51)	(0:15.57)	(0:14.82)	(0:14.47)	(0:13.76)	(0:13.51)			
7	15	Tempo Warrior	3:20.03	0:34.40	54.5 (200-0)	1:11.62 [13]	0:56.02 [13]	0:42.06 [10]	0:27.66 [9]	0:13.71 [9]			
	(2)	S J Ottley	6.9L (+31)	0:42.06	200-0 (0:13.71)	(0:15.60)	(0:13.96)	(0:14.39)	(0:13.96)	(0:13.71)			
8	8	Coba Charged	3:20.06	0:33.48	54.8 (1200-1000)	1:13.50 [2]	0:58.01 [2]	0:43.16 [2]	0:28.58 [2]	0:14.32 [3]			
	(2)	S J Thornley	7.1L (+25)	0:43.15	1400-1200 (0:13.99)	(0:15.49)	(0:14.85)	(0:14.58)	(0:14.25)	(0:14.32)			
9	12	Auntie Deb	3:20.11	0:33.94	53.3 (400-200)	1:12.02 [11]	0:56.42 [12]	0:42.40 [7]	0:28.04 [6]	0:13.88 [7]			
	(6)	B N Orange	7.4L (+31)	0:42.40	200-0 (0:13.88)	(0:15.60)	(0:14.02)	(0:14.37)	(0:14.15)	(0:13.88)			
10	4	Normie Stead	3:20.11	0:32.48	53.5 (200-0)	1:12.93 [5]	0:57.39 [6]	0:42.56 [6]	0:28.03 [7]	0:13.90 [6]			
	(4)	R E Harrison	7.4L (+21)	0:42.56	200-0 (0:13.90)	(0:15.54)	(0:14.83)	(0:14.53)	(0:14.13)	(0:13.90)			

Scratched: Salute (#5), Blazing Knuckles (#7)

Report Created: Sun 14 June 2026

(Note: Races are conducted over an approximate distance as close as possible to the advertised distance, and recorded data may vary accordingly. Official times refer to race times only and do not include handicap times.)

[] Position in running at each section and finish TAB# Saddle cloth number
 -:-:- No data available at this section BAR# Barrier/Gate Position
 NA No data available DNF Did not finish
 DNT Did not track DT-W Distance travelled compared to winner in metres

Fastest split
 Fastest section

data processed by TRIPLESDATA

Horse/Jockey Name	Tee Ball/S E O'Reilly
Finish Rank	1
Fastest Section Time (Section)	0:13.65 (200-0)
Top Speed [km/h] (Section)	54.5 (200-0)
Race State	Finished



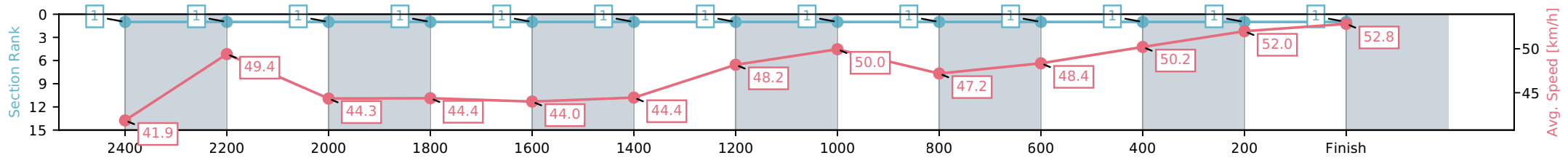
NZ Metropolitan Trotting Club Inc Harness
 Race 7: WOODLANDS STUD - ALL STAR FIVE HANDICAP
 PACE - 2600m



14 June 2026 - 4:40PM

Weather: Fine

Section	L2600	L2400	L2200	L2000	L1800	L1600	L1400	L1200	L1000	L800	L600	L400	L200
Section Times	3:18.82 (0:16.79)	3:02.03 [1] (0:14.76)	2:47.27 [1] (0:16.37)	2:30.90 [1] (0:16.23)	2:14.68 [1] (0:16.51)	1:58.17 [1] (0:16.33)	1:41.84 [1] (0:14.94)	1:26.89 [1] (0:14.55)	1:12.34 [1] (0:15.39)	0:56.95 [1] (0:14.89)	0:42.06 [1] (0:14.47)	0:27.59 [1] (0:13.94)	0:13.65 [1] (0:13.65)
Average Speed [km/h]	41.9	49.4	44.3	44.4	44.0	44.4	48.2	50.0	47.2	48.4	50.2	52.0	52.8
Top Speed [km/h]	52.0	52.3	46.3	44.7	44.6	45.3	51.8	52.1	49.6	49.4	50.9	53.8	54.5
Avg. Dist. to Rail [m]	5.9	1.7	1.2	1.7	1.5	1.3	3.5	1.4	1.3	2.0	1.5	1.4	4.9



- [] Ranking at each section and finish
- :-:- No data available at this section
- NA No data available

Horse/Jockey Name	Deal Breaker/R J Butt
Finish Rank	2
Fastest Section Time (Section)	0:13.31 (200-0)
Top Speed [km/h] (Section)	54.8 (200-0)
Race State	Finished



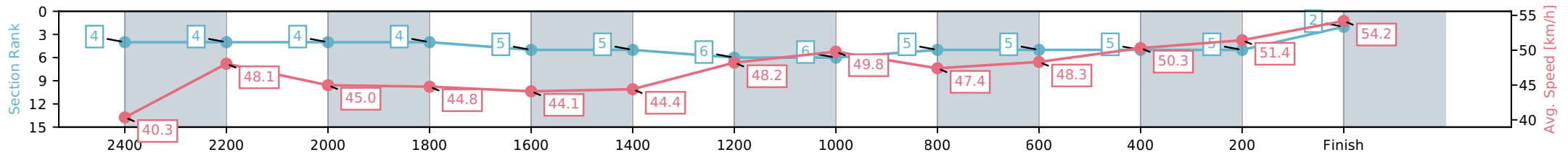
NZ Metropolitan Trotting Club Inc Harness
 Race 7: WOODLANDS STUD - ALL STAR FIVE HANDICAP
 PACE - 2600m



14 June 2026 - 4:40PM

Weather: Fine

Section	L2600	L2400	L2200	L2000	L1800	L1600	L1400	L1200	L1000	L800	L600	L400	L200
Section Times	3:19.26 (0:17.47)	3:01.79 [4] (0:15.14)	2:46.66 [4] (0:16.15)	2:30.51 [4] (0:16.08)	2:14.43 [4] (0:16.47)	1:57.95 [5] (0:16.36)	1:41.60 [5] (0:14.93)	1:26.67 [6] (0:14.60)	1:12.07 [6] (0:15.32)	0:56.75 [5] (0:14.91)	0:41.84 [5] (0:14.44)	0:27.40 [5] (0:14.09)	0:13.31 [5] (0:13.31)
Average Speed [km/h]	40.3	48.1	45.0	44.8	44.1	44.4	48.2	49.8	47.4	48.3	50.3	51.4	54.2
Top Speed [km/h]	49.8	49.6	47.0	45.1	44.9	45.2	51.2	52.3	50.0	49.5	51.1	52.8	54.8
Avg. Dist. to Rail [m]	3.9	1.4	1.3	2.0	1.6	1.3	3.3	1.3	1.3	2.0	1.5	1.2	4.9



- [] Ranking at each section and finish
- :-:- No data available at this section
- NA No data available

Horse/Jockey Name	Country Gold/John R Dunn
Finish Rank	3
Fastest Section Time (Section)	0:13.77 (200-0)
Top Speed [km/h] (Section)	53.2 (200-0)
Race State	Finished



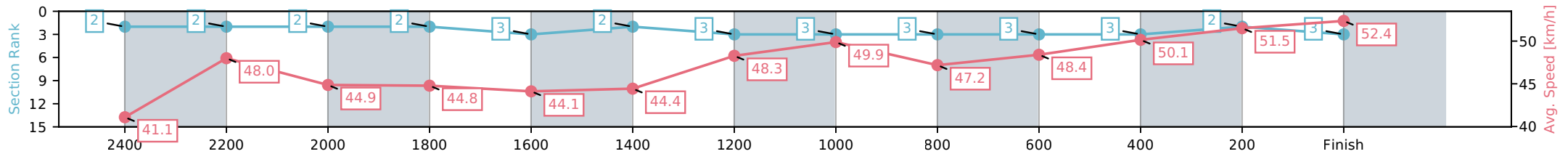
NZ Metropolitan Trotting Club Inc Harness
 Race 7: WOODLANDS STUD - ALL STAR FIVE HANDICAP
 PACE - 2600m



14 June 2026 - 4:40PM

Weather: Fine

Section	L2600	L2400	L2200	L2000	L1800	L1600	L1400	L1200	L1000	L800	L600	L400	L200
Section Times	3:19.38 (0:17.08)	3:02.30 [2] (0:15.17)	2:47.14 [2] (0:16.18)	2:30.96 [2] (0:16.07)	2:14.89 [2] (0:16.48)	1:58.41 [3] (0:16.35)	1:42.06 [2] (0:14.92)	1:27.14 [3] (0:14.57)	1:12.57 [3] (0:15.37)	0:57.20 [3] (0:14.88)	0:42.32 [3] (0:14.48)	0:27.84 [3] (0:14.07)	0:13.77 [2] (0:13.77)
Average Speed [km/h]	41.1	48.0	44.9	44.8	44.1	44.4	48.3	49.9	47.2	48.4	50.1	51.5	52.4
Top Speed [km/h]	49.5	49.7	46.2	45.0	44.9	45.0	52.0	52.3	49.7	49.6	51.0	52.6	53.2
Avg. Dist. to Rail [m]	2.4	1.5	1.2	1.9	1.7	1.3	3.5	1.3	1.2	2.0	1.5	1.2	3.3



- [] Ranking at each section and finish
- :-:- No data available at this section
- NA No data available

Horse/Jockey Name	Miki's Courage/R T May
Finish Rank	4
Fastest Section Time (Section)	0:13.78 (200-0)
Top Speed [km/h] (Section)	53.2 (1400-1200)
Race State	Finished



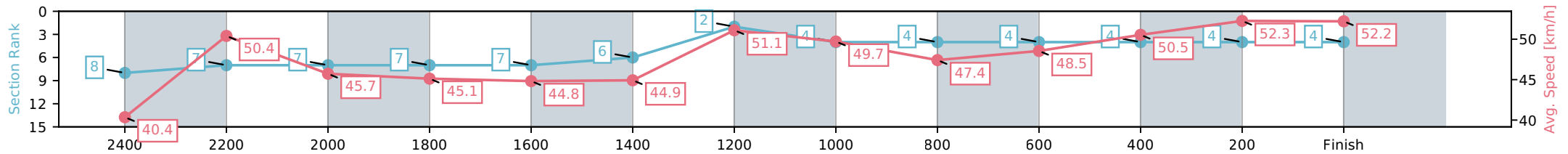
NZ Metropolitan Trotting Club Inc Harness
 Race 7: WOODLANDS STUD - ALL STAR FIVE HANDICAP
 PACE - 2600m



14 June 2026 - 4:40PM

Weather: Fine

Section	L2600	L2400	L2200	L2000	L1800	L1600	L1400	L1200	L1000	L800	L600	L400	L200
Section Times	3:19.70 (0:18.42)	3:01.28 [8] (0:14.70)	2:46.58 [7] (0:16.11)	2:30.47 [7] (0:15.97)	2:14.50 [7] (0:16.42)	1:58.08 [7] (0:16.33)	1:41.74 [6] (0:14.10)	1:27.65 [2] (0:14.82)	1:12.83 [4] (0:15.52)	0:57.31 [4] (0:14.85)	0:42.46 [4] (0:14.57)	0:27.89 [4] (0:14.11)	0:13.78 [4] (0:13.78)
Average Speed [km/h]	40.4	50.4	45.7	45.1	44.8	44.9	51.1	49.7	47.4	48.5	50.5	52.3	52.2
Top Speed [km/h]	50.5	51.7	47.1	45.4	45.3	45.8	53.2	52.4	49.6	49.7	51.6	52.7	52.9
Avg. Dist. to Rail [m]	6.7	3.7	3.2	3.9	3.6	2.7	6.3	3.0	3.0	4.1	3.4	3.9	8.9



- [] Ranking at each section and finish
- :-:- No data available at this section
- NA No data available

Horse/Jockey Name	Classie Linc/S J Tomlinson
Finish Rank	5
Fastest Section Time (Section)	0:13.49 (200-0)
Top Speed [km/h] (Section)	54.5 (200-0)
Race State	Finished



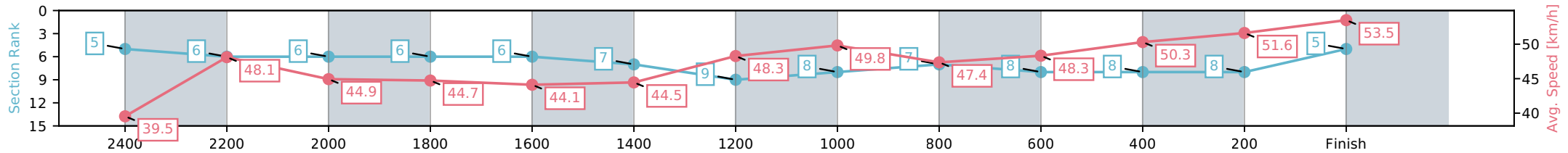
NZ Metropolitan Trotting Club Inc Harness
 Race 7: WOODLANDS STUD - ALL STAR FIVE HANDICAP
 PACE - 2600m



14 June 2026 - 4:40PM

Weather: Fine

Section	L2600	L2400	L2200	L2000	L1800	L1600	L1400	L1200	L1000	L800	L600	L400	L200
Section Times	3:19.74 (0:17.78)	3:01.96 [5] (0:15.13)	2:46.83 [6] (0:16.15)	2:30.68 [6] (0:16.10)	2:14.58 [6] (0:16.44)	1:58.14 [6] (0:16.37)	1:41.77 [7] (0:14.92)	1:26.85 [9] (0:14.64)	1:12.21 [8] (0:15.31)	0:56.90 [7] (0:14.91)	0:41.99 [8] (0:14.42)	0:27.57 [8] (0:14.08)	0:13.49 [8] (0:13.49)
Average Speed [km/h]	39.5	48.1	44.9	44.7	44.1	44.5	48.3	49.8	47.4	48.3	50.3	51.6	53.5
Top Speed [km/h]	50.3	49.5	47.2	45.2	45.0	45.4	50.9	52.2	49.9	49.1	51.2	52.7	54.5
Avg. Dist. to Rail [m]	7.5	1.5	1.2	1.6	1.3	1.7	3.8	1.7	1.1	1.8	1.3	1.5	2.0



- [] Ranking at each section and finish
- :-:- No data available at this section
- NA No data available

Horse/Jockey Name	Carlin/M B Holbrough
Finish Rank	6
Fastest Section Time (Section)	0:13.51 (200-0)
Top Speed [km/h] (Section)	56.1 (400-200)
Race State	Finished



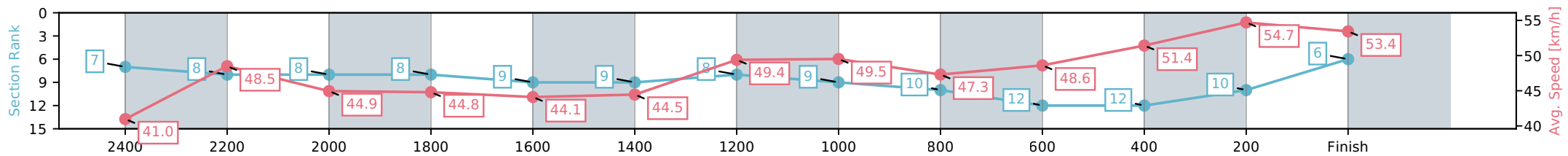
NZ Metropolitan Trotting Club Inc Harness
 Race 7: WOODLANDS STUD - ALL STAR FIVE HANDICAP
 PACE - 2600m



14 June 2026 - 4:40PM

Weather: Fine

Section	L2600	L2400	L2200	L2000	L1800	L1600	L1400	L1200	L1000	L800	L600	L400	L200
Section Times	3:19.89 (0:18.19)	3:01.70 [7] (0:15.04)	2:46.66 [8] (0:16.16)	2:30.50 [8] (0:16.07)	2:14.43 [8] (0:16.48)	1:57.94 [9] (0:16.36)	1:41.59 [9] (0:14.57)	1:27.02 [8] (0:14.90)	1:12.12 [9] (0:15.57)	0:56.55 [10] (0:14.82)	0:41.73 [12] (0:14.47)	0:27.27 [12] (0:13.76)	0:13.51 [10] (0:13.51)
Average Speed [km/h]	41.0	48.5	44.9	44.8	44.1	44.5	49.4	49.5	47.3	48.6	51.4	54.7	53.4
Top Speed [km/h]	55.7	53.1	47.2	45.4	45.1	45.8	51.8	52.5	50.0	49.1	52.5	56.1	55.5
Avg. Dist. to Rail [m]	5.0	1.7	1.3	2.1	1.8	1.5	4.9	3.1	3.0	3.8	4.6	7.1	13.9



- [] Ranking at each section and finish
- :-:- No data available at this section
- NA No data available

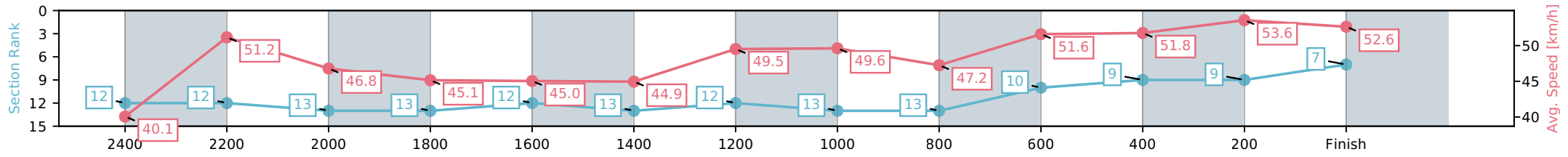
Horse/Jockey Name	Tempo Warrior/S J Ottley
Finish Rank	7
Fastest Section Time (Section)	0:13.71 (200-0)
Top Speed [km/h] (Section)	54.5 (200-0)
Race State	Finished



NZ Metropolitan Trotting Club Inc Harness
 Race 7: WOODLANDS STUD - ALL STAR FIVE HANDICAP
 PACE - 2600m
 14 June 2026 - 4:40PM
 Weather: Fine



Section	L2600	L2400	L2200	L2000	L1800	L1600	L1400	L1200	L1000	L800	L600	L400	L200
Section Times	3:20.03 (0:19.96)	3:00.07 [12] (0:14.44)	2:45.62 [12] (0:15.80)	2:29.82 [13] (0:15.95)	2:13.86 [13] (0:16.36)	1:57.50 [12] (0:16.42)	1:41.08 [13] (0:14.53)	1:26.55 [12] (0:14.93)	1:11.62 [13] (0:15.60)	0:56.02 [13] (0:13.96)	0:42.06 [10] (0:14.39)	0:27.66 [9] (0:13.96)	0:13.71 [9] (0:13.71)
Average Speed [km/h]	40.1	51.2	46.8	45.1	45.0	44.9	49.5	49.6	47.2	51.6	51.8	53.6	52.6
Top Speed [km/h]	51.1	51.8	50.0	45.8	45.9	46.2	51.1	52.5	50.2	52.5	52.4	54.5	54.5
Avg. Dist. to Rail [m]	7.6	3.3	3.7	4.6	3.9	3.3	6.1	3.5	3.3	5.6	5.1	5.9	12.2



[] Ranking at each section and finish
 -:-:- No data available at this section
 NA No data available

Horse/Jockey Name	Coba Charged/S J Thornley
Finish Rank	8
Fastest Section Time (Section)	0:13.99 (1400-1200)
Top Speed [km/h] (Section)	54.8 (1200-1000)
Race State	Finished



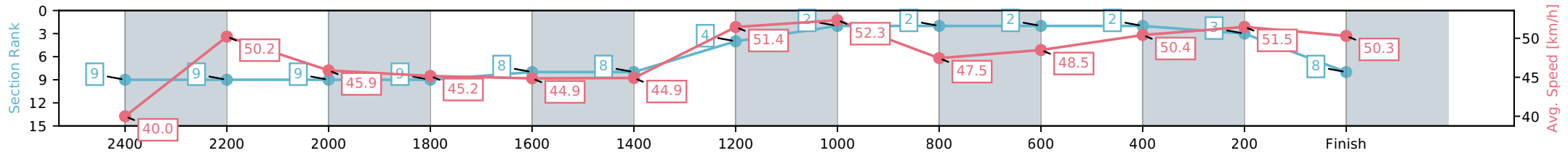
NZ Metropolitan Trotting Club Inc Harness
 Race 7: WOODLANDS STUD - ALL STAR FIVE HANDICAP
 PACE - 2600m



14 June 2026 - 4:40PM

Weather: Fine

Section	L2600	L2400	L2200	L2000	L1800	L1600	L1400	L1200	L1000	L800	L600	L400	L200
Section Times	3:20.06 (0:18.70)	3:01.36 [9] (0:14.78)	2:46.58 [9] (0:16.08)	2:30.50 [9] (0:15.95)	2:14.56 [9] (0:16.40)	1:58.15 [8] (0:16.37)	1:41.78 [8] (0:13.99)	1:27.78 [4] (0:14.29)	1:13.50 [2] (0:15.49)	0:58.01 [2] (0:14.85)	0:43.16 [2] (0:14.58)	0:28.58 [2] (0:14.25)	0:14.32 [3] (0:14.32)
Average Speed [km/h]	40.0	50.2	45.9	45.2	44.9	44.9	51.4	52.3	47.5	48.5	50.4	51.5	50.3
Top Speed [km/h]	49.6	51.1	48.7	45.6	45.5	46.0	53.6	54.8	51.2	49.7	51.1	51.8	51.6
Avg. Dist. to Rail [m]	6.5	4.0	3.3	4.0	3.6	3.0	6.9	4.6	3.0	3.8	3.2	2.9	7.5



- [] Ranking at each section and finish
- :-:- No data available at this section
- NA No data available

Horse/Jockey Name	Auntie Deb/B N Orange
Finish Rank	9
Fastest Section Time (Section)	0:13.88 (200-0)
Top Speed [km/h] (Section)	53.3 (400-200)
Race State	Finished



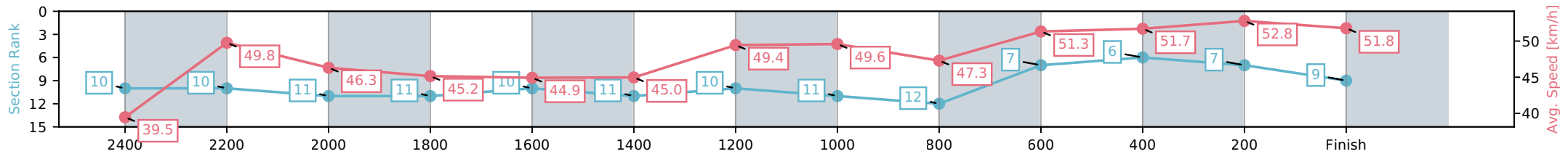
NZ Metropolitan Trotting Club Inc Harness
 Race 7: WOODLANDS STUD - ALL STAR FIVE HANDICAP
 PACE - 2600m



14 June 2026 - 4:40PM

Weather: Fine

Section	L2600	L2400	L2200	L2000	L1800	L1600	L1400	L1200	L1000	L800	L600	L400	L200
Section Times	3:20.11 (0:19.01)	3:01.10 [10] (0:14.93)	2:46.17 [10] (0:15.94)	2:30.23 [11] (0:15.95)	2:14.28 [11] (0:16.39)	1:57.88 [10] (0:16.39)	1:41.50 [11] (0:14.57)	1:26.93 [10] (0:14.91)	1:12.02 [11] (0:15.60)	0:56.42 [12] (0:14.02)	0:42.40 [7] (0:14.37)	0:28.04 [6] (0:14.15)	0:13.88 [7] (0:13.88)
Average Speed [km/h]	39.5	49.8	46.3	45.2	44.9	45.0	49.4	49.6	47.3	51.3	51.7	52.8	51.8
Top Speed [km/h]	49.8	50.6	48.9	45.6	45.7	46.0	50.6	52.3	50.2	51.9	52.4	53.3	53.1
Avg. Dist. to Rail [m]	9.4	4.2	3.5	4.3	3.8	3.2	5.9	3.4	3.3	5.5	4.6	5.8	12.3



- [] Ranking at each section and finish
- :-:- No data available at this section
- NA No data available

Horse/Jockey Name	Normie Stead/R E Harrison
Finish Rank	10
Fastest Section Time (Section)	0:13.90 (200-0)
Top Speed [km/h] (Section)	53.5 (200-0)
Race State	Finished



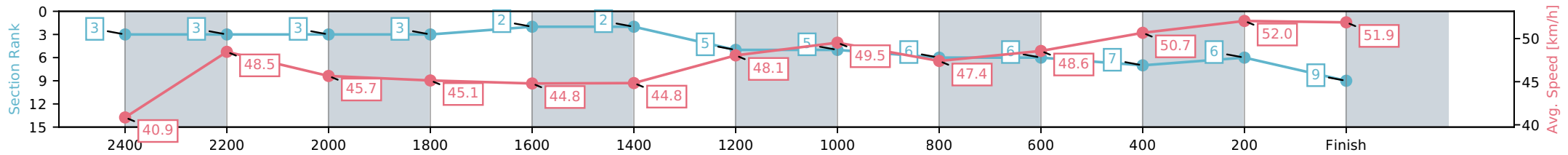
NZ Metropolitan Trotting Club Inc Harness
 Race 7: WOODLANDS STUD - ALL STAR FIVE HANDICAP
 PACE - 2600m



14 June 2026 - 4:40PM

Weather: Fine

Section	L2600	L2400	L2200	L2000	L1800	L1600	L1400	L1200	L1000	L800	L600	L400	L200
Section Times	3:20.11 (0:17.23)	3:02.88 [3] (0:15.25)	2:47.63 [3] (0:16.10)	2:31.53 [3] (0:15.95)	2:15.58 [3] (0:16.40)	1:59.18 [2] (0:16.38)	1:42.79 [2] (0:14.99)	1:27.80 [5] (0:14.87)	1:12.93 [5] (0:15.54)	0:57.39 [6] (0:14.83)	0:42.56 [6] (0:14.53)	0:28.03 [7] (0:14.13)	0:13.90 [6] (0:13.90)
Average Speed [km/h]	40.9	48.5	45.7	45.1	44.8	44.8	48.1	49.5	47.4	48.6	50.7	52.0	51.9
Top Speed [km/h]	50.0	49.7	47.3	45.5	45.1	45.3	50.7	52.2	50.0	49.5	51.5	53.0	53.5
Avg. Dist. to Rail [m]	8.2	3.4	2.9	3.5	3.2	2.8	5.0	3.0	3.0	4.0	3.4	3.4	8.4



- [] Ranking at each section and finish
- :-:- No data available at this section
- NA No data available

Horse/Jockey Name	Style Council/K G Cameron
Finish Rank	11
Fastest Section Time (Section)	0:13.62 (200-0)
Top Speed [km/h] (Section)	53.8 (200-0)
Race State	Finished



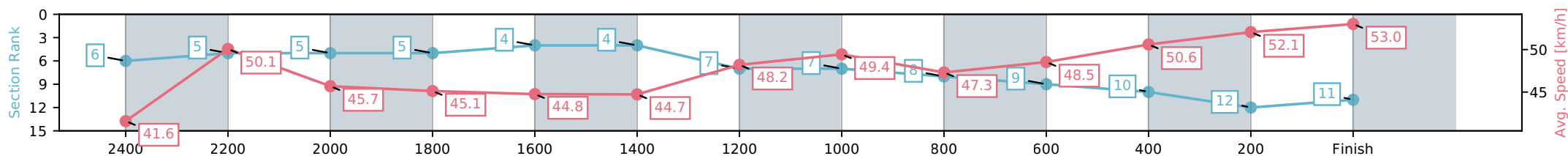
NZ Metropolitan Trotting Club Inc Harness
 Race 7: WOODLANDS STUD - ALL STAR FIVE HANDICAP
 PACE - 2600m



14 June 2026 - 4:40PM

Weather: Fine

Section	L2600	L2400	L2200	L2000	L1800	L1600	L1400	L1200	L1000	L800	L600	L400	L200
Section Times	3:20.15 (0:18.07)	3:02.08 [6] (0:14.74)	2:47.33 [5] (0:16.10)	2:31.23 [5] (0:15.94)	2:15.29 [5] (0:16.37)	1:58.92 [4] (0:16.42)	1:42.49 [4] (0:14.94)	1:27.55 [7] (0:14.90)	1:12.66 [7] (0:15.55)	0:57.11 [8] (0:14.84)	0:42.27 [9] (0:14.50)	0:27.77 [10] (0:14.15)	0:13.62 [12] (0:13.62)
Average Speed [km/h]	41.6	50.1	45.7	45.1	44.8	44.7	48.2	49.4	47.3	48.5	50.6	52.1	53.0
Top Speed [km/h]	50.8	51.3	47.1	45.5	45.1	45.6	50.3	52.4	50.1	49.1	51.2	53.7	53.8
Avg. Dist. to Rail [m]	9.8	3.2	3.0	3.6	2.9	2.8	4.9	2.9	2.9	3.8	3.1	3.9	12.8



- [] Ranking at each section and finish
- :-:- No data available at this section
- NA No data available

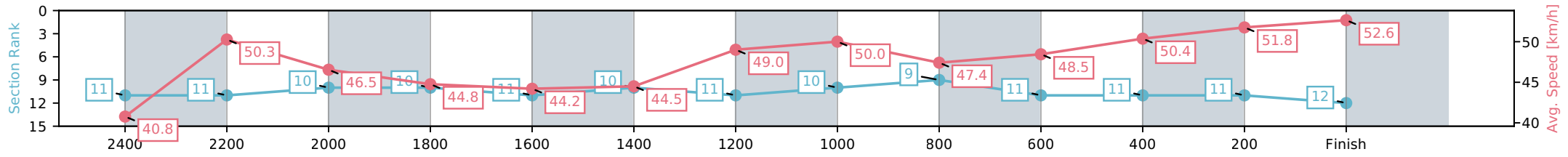
Horse/Jockey Name	Queen Of Swords/A L Fitzgerald
Finish Rank	12
Fastest Section Time (Section)	0:13.68 (200-0)
Top Speed [km/h] (Section)	54.6 (200-0)
Race State	Finished



NZ Metropolitan Trotting Club Inc Harness
 Race 7: WOODLANDS STUD - ALL STAR FIVE HANDICAP
 PACE - 2600m
 14 June 2026 - 4:40PM
 Weather: Fine



Section	L2600	L2400	L2200	L2000	L1800	L1600	L1400	L1200	L1000	L800	L600	L400	L200
Section Times	3:20.21 (0:19.62)	3:00.59 [11] (0:14.52)	2:46.08 [11] (0:15.59)	2:30.49 [10] (0:16.09)	2:14.40 [10] (0:16.45)	1:57.95 [11] (0:16.35)	1:41.60 [10] (0:14.69)	1:26.91 [11] (0:14.56)	1:12.35 [10] (0:15.32)	0:57.03 [9] (0:14.87)	0:42.16 [11] (0:14.44)	0:27.72 [11] (0:14.04)	0:13.68 [11] (0:13.68)
Average Speed [km/h]	40.8	50.3	46.5	44.8	44.2	44.5	49.0	50.0	47.4	48.5	50.4	51.8	52.6
Top Speed [km/h]	50.9	51.0	50.2	45.2	45.2	45.8	51.0	52.2	50.1	49.3	51.2	53.5	54.6
Avg. Dist. to Rail [m]	7.1	1.9	1.2	2.1	1.7	1.5	3.7	1.5	1.3	2.1	1.7	1.8	5.4



[] Ranking at each section and finish
 -:-:- No data available at this section
 NA No data available

Horse/Jockey Name	The Bettor Major/C J Dalgety
Finish Rank	13
Fastest Section Time (Section)	0:13.46 (200-0)
Top Speed [km/h] (Section)	54.8 (200-0)
Race State	Finished



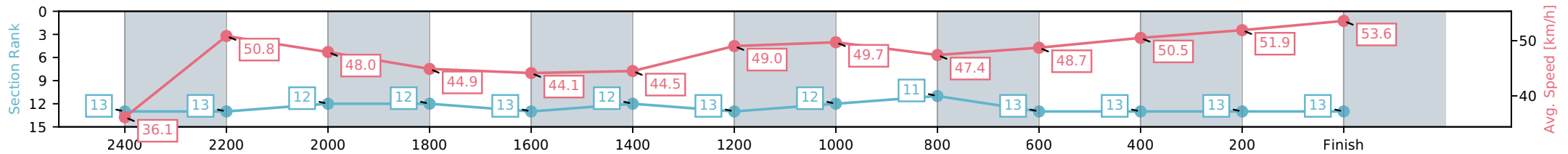
NZ Metropolitan Trotting Club Inc Harness
 Race 7: WOODLANDS STUD - ALL STAR FIVE HANDICAP
 PACE - 2600m



14 June 2026 - 4:40PM

Weather: Fine

Section	L2600	L2400	L2200	L2000	L1800	L1600	L1400	L1200	L1000	L800	L600	L400	L200
Section Times	3:20.30 (0:20.63)	2:59.67 [13] (0:14.31)	2:45.36 [13] (0:15.17)	2:30.19 [12] (0:16.04)	2:14.16 [12] (0:16.47)	1:57.68 [13] (0:16.32)	1:41.36 [12] (0:14.69)	1:26.67 [13] (0:14.65)	1:12.02 [12] (0:15.32)	0:56.70 [11] (0:14.77)	0:41.93 [13] (0:14.42)	0:27.51 [13] (0:14.04)	0:13.46 [13] (0:13.46)
Average Speed [km/h]	36.1	50.8	48.0	44.9	44.1	44.5	49.0	49.7	47.4	48.7	50.5	51.9	53.6
Top Speed [km/h]	51.3	51.8	50.9	45.9	45.1	45.8	50.9	52.1	49.7	49.4	51.5	53.5	54.8
Avg. Dist. to Rail [m]	7.0	1.5	1.6	2.2	1.8	1.4	3.8	1.6	1.3	2.2	1.9	2.0	3.1



- [] Ranking at each section and finish
- :-:- No data available at this section
- NA No data available