



# NZ Metropolitan Trotting Club Inc Harness

Race 8: MATARIKI TRACKSIDE DINING 10 JULY BOOK NOW MOBILE PACE - 2600m

14 June 2026 - 5:05PM



Weather: Fine

Field Times	3:14.48	3:01.95	2:47.24	2:31.35	2:14.71	1:58.77	1:43.30	1:28.81
(Race Tempo)	(0:12.53)	(0:14.71)	(0:15.89)	(0:16.64)	(0:15.94)	(0:15.47)	(0:14.48)	(0:14.95)

Rank	TAB#	Horse	Overall Time	First 400m	Top Speed km/h (Section)	L2600	L2400	L2200	L2000	L1800	L1600	L1400	L1200
	(BAR#)	Driver	Margin (DT-W)	Last 600m	Fastest Section (Time)	Start - 2400	2400 - 2200	2200 - 2000	2000 - 1800	1800 - 1600	1600 - 1400	1400 - 1200	1200 - 1000
1	6	Mr Cash Man	3:14.48	0:27.79	53.8 (2600 - 2400)	3:14.48	3:01.51 [5]	2:46.69 [4]	2:31.35 [1]	2:14.71 [1]	1:58.77 [1]	1:43.30 [1]	1:28.81 [1]
	(6)	M J Williamson		0:42.87	2600 - 2400 (0:12.97)	(0:12.97)	(0:14.82)	(0:15.34)	(0:16.64)	(0:15.94)	(0:15.48)	(0:14.48)	(0:14.95)
2	13	Lasa	3:14.88	0:29.02	53.3 (2600 - 2400)	3:14.88	3:01.43 [10]	2:45.86 [10]	2:29.54 [11]	2:14.13 [6]	1:58.86 [2]	1:43.44 [3]	1:28.71 [5]
	(13)	C J Dalgety	2.3L (+18)	0:42.61	2600 - 2400 (0:13.45)	(0:13.45)	(0:15.57)	(0:16.32)	(0:15.42)	(0:15.27)	(0:15.42)	(0:14.74)	(0:15.28)
3	15	Dawn To Dark	3:15.01	0:29.61	52.4 (1600-1400)	3:15.01	3:01.17 [13]	2:45.40 [13]	2:28.80 [13]	2:13.07 [13]	1:58.05 [9]	1:43.62 [2]	1:29.14 [3]
	(15)	S J Ottley	3.0L (+24)	0:42.92	2600 - 2400 (0:13.84)	(0:13.84)	(0:15.77)	(0:16.60)	(0:15.74)	(0:15.02)	(0:14.43)	(0:14.48)	(0:15.27)
4	5	Flo Motion	3:15.03	0:27.24	56.4 (2600 - 2400)	3:15.03	3:02.50 [1]	2:47.79 [1]	2:31.57 [2]	2:14.92 [2]	1:58.99 [3]	1:43.51 [4]	1:29.03 [4]
	(5)	S J Thornley	3.1L (-9)	0:43.05	2600 - 2400 (0:12.53)	(0:12.53)	(0:14.71)	(0:16.22)	(0:16.65)	(0:15.92)	(0:15.48)	(0:14.48)	(0:14.97)
5	7	Jack's Eyre	3:15.44	0:27.63	56.2 (2600 - 2400)	3:15.44	3:02.88 [2]	2:47.81 [3]	2:31.37 [4]	2:14.86 [5]	1:58.76 [7]	1:43.41 [8]	1:28.64 [9]
	(7)	B T Hope	5.5L (+18)	0:42.84	2600 - 2400 (0:12.56)	(0:12.56)	(0:15.07)	(0:16.44)	(0:16.50)	(0:16.10)	(0:15.35)	(0:14.77)	(0:15.28)
6	4	Fusion Reactor	3:15.45	0:27.56	55.3 (2600 - 2400)	3:15.45	3:02.84 [3]	2:47.89 [2]	2:31.67 [3]	2:15.02 [3]	1:59.11 [4]	1:43.63 [7]	1:29.16 [6]
	(4)	O G Thornley	5.6L (-8)	0:43.21	2600 - 2400 (0:12.61)	(0:12.61)	(0:14.95)	(0:16.22)	(0:16.65)	(0:15.91)	(0:15.48)	(0:14.48)	(0:14.99)
7	3	Brookies Player	3:15.96	0:27.94	53.7 (2600 - 2400)	3:15.96	3:02.95 [6]	2:48.02 [6]	2:31.58 [6]	2:15.06 [8]	1:58.96 [10]	1:43.61 [10]	1:28.86 [11]
	(3)	W J House	8.5L (+21)	0:43.06	2600 - 2400 (0:13.01)	(0:13.01)	(0:14.93)	(0:16.44)	(0:16.51)	(0:16.10)	(0:15.35)	(0:14.75)	(0:15.28)
8	11	Remission	3:15.98	0:28.26	53.7 (2600 - 2400)	3:15.98	3:02.67 [8]	2:47.72 [8]	2:31.29 [8]	2:14.78 [10]	1:58.72 [11]	1:43.36 [12]	1:28.59 [12]
	(11)	M B Holbrough	8.6L (+24)	0:42.81	2600 - 2400 (0:13.31)	(0:13.31)	(0:14.95)	(0:16.43)	(0:16.50)	(0:16.07)	(0:15.36)	(0:14.77)	(0:15.29)
9	14	Salute	3:16.09	0:29.34	53.6 (200-0)	3:16.09	3:02.29 [12]	2:46.75 [12]	2:30.32 [12]	2:14.19 [12]	1:58.18 [13]	1:43.07 [13]	1:28.35 [13]
	(14)	R T May	9.2L (+19)	0:42.87	2600 - 2400 (0:13.80)	(0:13.80)	(0:15.54)	(0:16.42)	(0:16.13)	(0:16.02)	(0:15.10)	(0:14.72)	(0:15.38)
10	8	Betterwithbling	3:16.29	0:29.17	52.6 (200-0)	3:16.29	3:02.88 [9]	2:47.13 [11]	2:31.40 [9]	2:15.84 [4]	1:59.92 [5]	1:44.53 [6]	1:29.80 [7]
	(8)	T P Borcoskie	10.3L (+23)	0:43.65	2600 - 2400 (0:13.41)	(0:13.41)	(0:15.76)	(0:15.72)	(0:15.56)	(0:15.92)	(0:15.39)	(0:14.73)	(0:15.30)

Scratched: Okiwi Bay (#2), Monkee Major (#9)

Report Created: Sun 14 June 2026

(Note: Races are conducted over an approximate distance as close as possible to the advertised distance, and recorded data may vary accordingly. Official times refer to race times only and do not include handicap times.)

[ ] Position in running at each section and finish TAB# Saddle cloth number

:-:-- No data available at this section

NA No data available

DNT Did not track

BAR# Barrier/Gate Position

DNF Did not finish

DT-W Distance travelled compared to winner in metres

Fastest split

Fastest section

data processed by





NZ Metropolitan Trotting Club Inc Harness  
 Race 8: MATARIKI TRACKSIDE DINING 10 JULY BOOK NOW MOBILE PACE - 2600m  
 14 June 2026 - 5:05PM



Weather: Fine

Field Times (Race Tempo) 3:14.48 (0:12.53) 3:01.95 (0:14.71) 2:47.24 (0:15.89) 2:31.35 (0:16.64) 2:14.71 (0:15.94) 1:58.77 (0:15.47) 1:43.30 (0:14.48) 1:28.81 (0:14.95)

Rank	TAB#	Horse	Overall Time	First 400m	Top Speed km/h (Section)	L2600	L2400	L2200	L2000	L1800	L1600	L1400	L1200
	(BAR#)	Driver	Margin (DT-W)	Last 600m	Fastest Section (Time)	Start - 2400	2400 - 2200	2200 - 2000	2000 - 1800	1800 - 1600	1600 - 1400	1400 - 1200	1200 - 1000
11	16	Dontelltheboys	3:16.66	0:29.93	53.0 (800-600)	3:16.66	3:02.50 [14]	2:46.73 [14]	2:30.12 [14]	2:14.30 [14]	1:58.42 [14]	1:43.31 [14]	1:28.58 [14]
	(16)	J C Morrison	12.5L (+15)	0:43.21	400-200 (0:14.14)	(0:14.16)	(0:15.77)	(0:16.61)	(0:15.82)	(0:15.88)	(0:15.11)	(0:14.73)	(0:15.36)
12	1	Hugo	3:16.80	0:27.88	54.2 (2600 - 2400)	3:16.80	3:03.96 [4]	2:48.92 [5]	2:32.66 [5]	2:16.05 [7]	2:00.15 [6]	1:44.69 [9]	1:30.20 [8]
	(1)	John R Dunn	13.3L (-7)	0:44.25	2600 - 2400 (0:12.84)	(0:12.84)	(0:15.04)	(0:16.26)	(0:16.61)	(0:15.90)	(0:15.46)	(0:14.49)	(0:15.00)
13	10	Verducci	3:17.29	0:28.20	53.8 (2600 - 2400)	3:17.29	3:04.14 [7]	2:49.09 [7]	2:32.82 [7]	2:16.22 [9]	2:00.33 [8]	1:44.88 [11]	1:30.38 [10]
	(10)	J J A Young-Grant	16.1L (-11)	0:44.47	2600 - 2400 (0:13.15)	(0:13.15)	(0:15.05)	(0:16.27)	(0:16.60)	(0:15.89)	(0:15.45)	(0:14.51)	(0:15.01)
14	12	Moonlite CC	3:21.88	0:28.69	52.7 (1600-1400)	3:21.88	3:08.25 [11]	2:53.19 [9]	2:36.84 [10]	2:20.30 [11]	2:04.46 [12]	1:50.19 [5]	1:36.10 [2]
	(12)	B N Orange	42.3L (+15)	0:49.90	2600 - 2400 (0:13.63)	(0:13.63)	(0:15.06)	(0:16.35)	(0:16.54)	(0:15.84)	(0:14.28)	(0:14.09)	(0:15.07)

(0:14.28) (0:14.09)

Scratched: Okiwi Bay (#2), Monkee Major (#9)

Report Created: Sun 14 June 2026

(Note: Races are conducted over an approximate distance as close as possible to the advertised distance, and recorded data may vary accordingly. Official times refer to race times only and do not include handicap times.)

[ ] Position in running at each section and finish  
 TAB# Saddle cloth number  
 -:-:- No data available at this section  
 BAR# Barrier/Gate Position  
 NA No data available  
 DNF Did not finish  
 DNT Did not track  
 DT-W Distance travelled compared to winner in metres

Fastest split  
 Fastest section

data processed by TRIPLES DATA



# NZ Metropolitan Trotting Club Inc Harness

Race 8: MATARIKI TRACKSIDE DINING 10 JULY BOOK NOW MOBILE PACE - 2600m

14 June 2026 - 5:05PM



Weather: Fine

Field Times	1:13.87	0:58.26	0:42.87	0:28.26	0:14.03
(Race Tempo)	(0:15.61)	(0:15.38)	(0:14.61)	(0:14.24)	(0:14.03)

Rank	TAB#	Horse	Overall Time	First 400m	Top Speed km/h (Section)	L1000	L800	L600	L400	L200			
	(BAR#)	Driver	Margin (DT-W)	Last 600m	Fastest Section (Time)	1000 - 800	800 - 600	600 - 400	400 - 200	200 - Finish			
1	6	Mr Cash Man	3:14.48	0:27.79	53.8 (2600 - 2400)	1:13.87 [1]	0:58.26 [1]	0:42.87 [1]	0:28.26 [1]	0:14.02 [1]			
	(6)	M J Williamson		0:42.87	2600 - 2400 (0:12.97)	(0:15.61)	(0:15.38)	(0:14.61)	(0:14.24)	(0:14.02)			
2	13	Lasa	3:14.88	0:29.02	53.3 (2600 - 2400)	1:13.43 [6]	0:57.79 [6]	0:42.60 [6]	0:28.16 [4]	0:13.99 [4]			
	(13)	C J Dalgety	2.3L (+18)	0:42.61	2600 - 2400 (0:13.45)	(0:15.64)	(0:15.19)	(0:14.44)	(0:14.18)	(0:13.99)			
3	15	Dawn To Dark	3:15.01	0:29.61	52.4 (1600-1400)	1:13.86 [4]	0:58.24 [4]	0:42.92 [4]	0:28.64 [2]	0:14.37 [2]			
	(15)	S J Ottley	3.0L (+24)	0:42.92	2600 - 2400 (0:13.84)	(0:15.63)	(0:15.32)	(0:14.28)	(0:14.27)	(0:14.37)			
4	5	Flo Motion	3:15.03	0:27.24	56.4 (2600 - 2400)	1:14.07 [3]	0:58.46 [3]	0:43.06 [2]	0:28.49 [3]	0:14.26 [3]			
	(5)	S J Thornley	3.1L (-9)	0:43.05	2600 - 2400 (0:12.53)	(0:15.61)	(0:15.40)	(0:14.56)	(0:14.23)	(0:14.26)			
5	7	Jack's Eyre	3:15.44	0:27.63	56.2 (2600 - 2400)	1:13.36 [10]	0:57.70 [10]	0:42.84 [8]	0:28.40 [6]	0:14.29 [6]			
	(7)	B T Hope	5.5L (+18)	0:42.84	2600 - 2400 (0:12.56)	(0:15.66)	(0:14.86)	(0:14.45)	(0:14.10)	(0:14.29)			
6	4	Fusion Reactor	3:15.45	0:27.56	55.3 (2600 - 2400)	1:14.16 [5]	0:58.56 [5]	0:43.21 [5]	0:28.58 [5]	0:14.32 [5]			
	(4)	O G Thornley	5.6L (-8)	0:43.21	2600 - 2400 (0:12.61)	(0:15.60)	(0:15.35)	(0:14.63)	(0:14.26)	(0:14.32)			
7	3	Brookies Player	3:15.96	0:27.94	53.7 (2600 - 2400)	1:13.59 [11]	0:57.87 [11]	0:43.07 [11]	0:28.32 [10]	0:14.24 [7]			
	(3)	W J House	8.5L (+21)	0:43.06	2600 - 2400 (0:13.01)	(0:15.72)	(0:14.80)	(0:14.75)	(0:14.07)	(0:14.24)			
8	11	Remission	3:15.98	0:28.26	53.7 (2600 - 2400)	1:13.29 [12]	0:57.58 [12]	0:42.80 [12]	0:28.20 [12]	0:14.11 [9]			
	(11)	M B Holbrough	8.6L (+24)	0:42.81	2600 - 2400 (0:13.31)	(0:15.72)	(0:14.77)	(0:14.60)	(0:14.10)	(0:14.11)			
9	14	Salute	3:16.09	0:29.34	53.6 (200-0)	1:12.97 [13]	0:57.34 [13]	0:42.86 [13]	0:28.24 [13]	0:14.02 [12]			
	(14)	R T May	9.2L (+19)	0:42.87	2600 - 2400 (0:13.80)	(0:15.63)	(0:14.47)	(0:14.63)	(0:14.22)	(0:14.02)			
10	8	Betterwithbling	3:16.29	0:29.17	52.6 (200-0)	1:14.50 [8]	0:58.86 [8]	0:43.66 [9]	0:28.74 [8]	0:14.26 [11]			
	(8)	T P Borcoskie	10.3L (+23)	0:43.65	2600 - 2400 (0:13.41)	(0:15.64)	(0:15.20)	(0:14.92)	(0:14.47)	(0:14.26)			

Scratched: Okiwi Bay (#2), Monkee Major (#9)

Report Created: Sun 14 June 2026

(Note: Races are conducted over an approximate distance as close as possible to the advertised distance, and recorded data may vary accordingly. Official times refer to race times only and do not include handicap times.)

[ ] Position in running at each section and finish TAB# Saddle cloth number

:-:-- No data available at this section

NA No data available

DNT Did not track

BAR# Barrier/Gate Position

DNF Did not finish

DT-W Distance travelled compared to winner in metres

Fastest split

Fastest section

data processed by





Horse/Jockey Name	Mr Cash Man/M J Williamson
Finish Rank	1
Fastest Section Time (Section)	0:12.97 (2600 - 2400)
Top Speed [km/h] (Section)	53.8 (2600 - 2400)
Race State	Finished



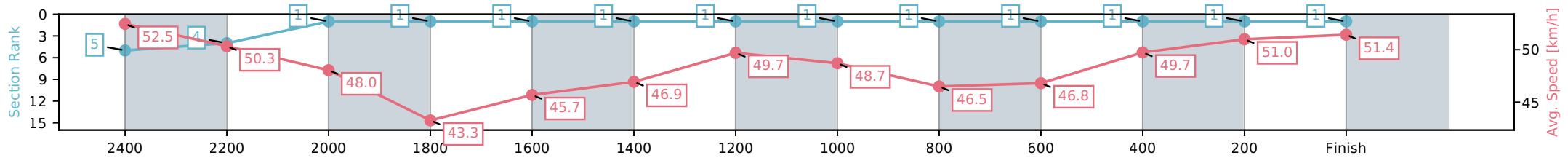
NZ Metropolitan Trotting Club Inc Harness  
 Race 8: MATARIKI TRACKSIDE DINING 10 JULY BOOK NOW  
 MOBILE PACE - 2600m



14 June 2026 - 5:05PM

Weather: Fine

Section	L2600	L2400	L2200	L2000	L1800	L1600	L1400	L1200	L1000	L800	L600	L400	L200
Section Times	3:14.48 (0:12.97)	3:01.51 [5] (0:14.82)	2:46.69 [4] (0:15.34)	2:31.35 [1] (0:16.64)	2:14.71 [1] (0:15.94)	1:58.77 [1] (0:15.48)	1:43.30 [1] (0:14.48)	1:28.81 [1] (0:14.95)	1:13.87 [1] (0:15.61)	0:58.26 [1] (0:15.38)	0:42.87 [1] (0:14.61)	0:28.26 [1] (0:14.24)	0:14.02 [1] (0:14.02)
Average Speed [km/h]	52.5	50.3	48.0	43.3	45.7	46.9	49.7	48.7	46.5	46.8	49.7	51.0	51.4
Top Speed [km/h]	53.8	53.8	50.2	44.7	47.5	48.2	50.4	50.6	47.7	47.2	51.2	51.7	52.2
Avg. Dist. to Rail [m]	8.4	4.5	3.5	1.9	1.8	1.4	2.9	1.4	1.2	1.7	1.6	1.4	3.6



- [ ] Ranking at each section and finish
- :-:- No data available at this section
- NA No data available

Horse/Jockey Name	Lasa/C J Dalgety
Finish Rank	2
Fastest Section Time (Section)	0:13.45 (2600 - 2400)
Top Speed [km/h] (Section)	53.3 (2600 - 2400)
Race State	Finished



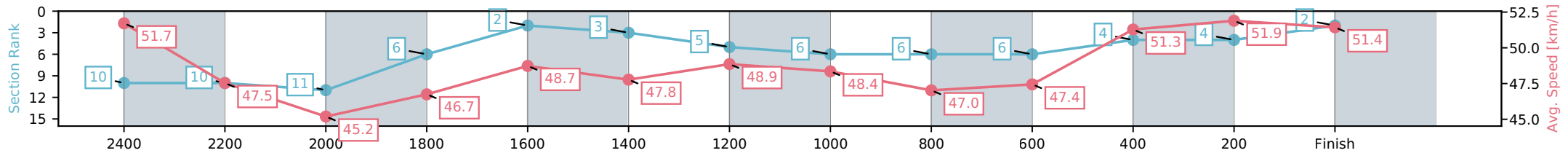
NZ Metropolitan Trotting Club Inc Harness  
 Race 8: MATARIKI TRACKSIDE DINING 10 JULY BOOK NOW  
 MOBILE PACE - 2600m



14 June 2026 - 5:05PM

Weather: Fine

Section	L2600	L2400	L2200	L2000	L1800	L1600	L1400	L1200	L1000	L800	L600	L400	L200
Section Times	3:14.88 (0:13.45)	3:01.43 [10] (0:15.57)	2:45.86 [10] (0:16.32)	2:29.54 [11] (0:15.42)	2:14.13 [6] (0:15.27)	1:58.86 [2] (0:15.42)	1:43.44 [3] (0:14.74)	1:28.71 [5] (0:15.28)	1:13.43 [6] (0:15.64)	0:57.79 [6] (0:15.19)	0:42.60 [6] (0:14.44)	0:28.16 [4] (0:14.18)	0:13.99 [4] (0:13.99)
Average Speed [km/h]	51.7	47.5	45.2	46.7	48.7	47.8	48.9	48.4	47.0	47.4	51.3	51.9	51.4
Top Speed [km/h]	53.3	50.0	46.8	48.2	49.7	48.5	50.2	49.2	48.4	49.0	52.4	52.6	53.2
Avg. Dist. to Rail [m]	7.0	3.6	3.3	6.0	5.5	3.1	4.9	3.2	3.0	4.6	4.6	3.5	6.7



- [ ] Ranking at each section and finish
- :-:- No data available at this section
- NA No data available

Horse/Jockey Name	Dawn To Dark/S J Ottley
Finish Rank	3
Fastest Section Time (Section)	0:13.84 (2600 - 2400)
Top Speed [km/h] (Section)	52.4 (1600-1400)
Race State	Finished



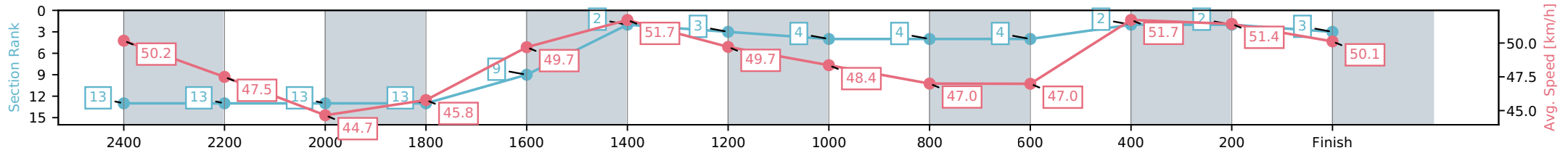
NZ Metropolitan Trotting Club Inc Harness  
 Race 8: MATARIKI TRACKSIDE DINING 10 JULY BOOK NOW  
 MOBILE PACE - 2600m



14 June 2026 - 5:05PM

Weather: Fine

Section	L2600	L2400	L2200	L2000	L1800	L1600	L1400	L1200	L1000	L800	L600	L400	L200
Section Times	3:15.01 (0:13.84)	3:01.17 [13] (0:15.77)	2:45.40 [13] (0:16.60)	2:28.80 [13] (0:15.74)	2:13.07 [13] (0:15.02)	1:58.05 [9] (0:14.43)	1:43.62 [2] (0:14.48)	1:29.14 [3] (0:15.27)	1:13.86 [4] (0:15.63)	0:58.24 [4] (0:15.32)	0:42.92 [4] (0:14.28)	0:28.64 [2] (0:14.27)	0:14.37 [2] (0:14.37)
Average Speed [km/h]	50.2	47.5	44.7	45.8	49.7	51.7	49.7	48.4	47.0	47.0	51.7	51.4	50.1
Top Speed [km/h]	51.0	49.2	46.0	48.0	51.3	52.4	51.3	49.3	48.3	50.0	52.1	51.9	51.5
Avg. Dist. to Rail [m]	10.2	5.2	4.0	5.2	5.8	4.7	5.5	3.2	2.9	4.0	4.0	3.1	5.4



- [ ] Ranking at each section and finish
- :-:- No data available at this section
- NA No data available

Horse/Jockey Name	Flo Motion/S J Thornley
Finish Rank	4
Fastest Section Time (Section)	0:12.53 (2600 - 2400)
Top Speed [km/h] (Section)	56.4 (2600 - 2400)
Race State	Finished



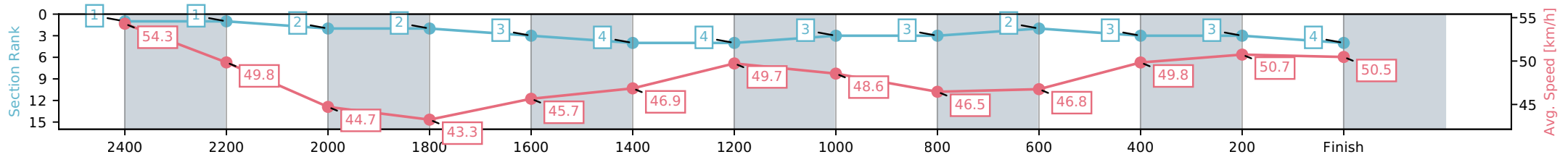
NZ Metropolitan Trotting Club Inc Harness  
 Race 8: MATARIKI TRACKSIDE DINING 10 JULY BOOK NOW  
 MOBILE PACE - 2600m



14 June 2026 - 5:05PM

Weather: Fine

Section	L2600	L2400	L2200	L2000	L1800	L1600	L1400	L1200	L1000	L800	L600	L400	L200
Section Times	3:15.03 (0:12.53)	3:02.50 [1] (0:14.71)	2:47.79 [1] (0:16.22)	2:31.57 [2] (0:16.65)	2:14.92 [2] (0:15.92)	1:58.99 [3] (0:15.48)	1:43.51 [4] (0:14.48)	1:29.03 [4] (0:14.97)	1:14.07 [3] (0:15.61)	0:58.46 [3] (0:15.40)	0:43.06 [2] (0:14.56)	0:28.49 [3] (0:14.23)	0:14.26 [3] (0:14.26)
Average Speed [km/h]	54.3	49.8	44.7	43.3	45.7	46.9	49.7	48.6	46.5	46.8	49.8	50.7	50.5
Top Speed [km/h]	56.4	54.4	46.1	44.3	47.4	48.2	50.6	50.6	47.7	47.4	51.4	51.4	51.7
Avg. Dist. to Rail [m]	7.2	2.6	1.3	2.2	1.8	1.2	3.1	1.2	1.1	1.9	1.4	0.8	2.0



- [ ] Ranking at each section and finish
- :-:- No data available at this section
- NA No data available

Horse/Jockey Name	Jack's Eyre/B T Hope
Finish Rank	5
Fastest Section Time (Section)	0:12.56 (2600 - 2400)
Top Speed [km/h] (Section)	56.2 (2600 - 2400)
Race State	Finished



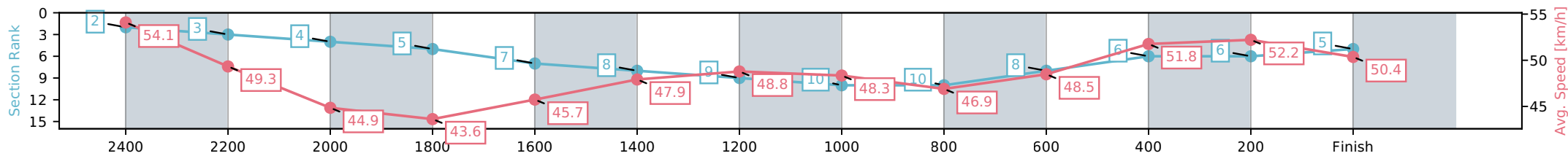
NZ Metropolitan Trotting Club Inc Harness  
 Race 8: MATARIKI TRACKSIDE DINING 10 JULY BOOK NOW  
 MOBILE PACE - 2600m



14 June 2026 - 5:05PM

Weather: Fine

Section	L2600	L2400	L2200	L2000	L1800	L1600	L1400	L1200	L1000	L800	L600	L400	L200
Section Times	3:15.44 (0:12.56)	3:02.88 [2] (0:15.07)	2:47.81 [3] (0:16.44)	2:31.37 [4] (0:16.50)	2:14.86 [5] (0:16.10)	1:58.76 [7] (0:15.35)	1:43.41 [8] (0:14.77)	1:28.64 [9] (0:15.28)	1:13.36 [10] (0:15.66)	0:57.70 [10] (0:14.86)	0:42.84 [8] (0:14.45)	0:28.40 [6] (0:14.10)	0:14.29 [6] (0:14.29)
Average Speed [km/h]	54.1	49.3	44.9	43.6	45.7	47.9	48.8	48.3	46.9	48.5	51.8	52.2	50.4
Top Speed [km/h]	56.2	53.1	46.0	44.7	47.7	48.2	50.4	49.5	48.3	50.5	53.3	53.6	53.6
Avg. Dist. to Rail [m]	9.7	4.3	3.3	4.2	3.7	3.1	4.9	3.1	3.0	5.5	5.7	3.9	8.6



- [ ] Ranking at each section and finish
- :-:- No data available at this section
- NA No data available

Horse/Jockey Name	Fusion Reactor/O G Thornley
Finish Rank	6
Fastest Section Time (Section)	0:12.61 (2600 - 2400)
Top Speed [km/h] (Section)	55.3 (2600 - 2400)
Race State	Finished



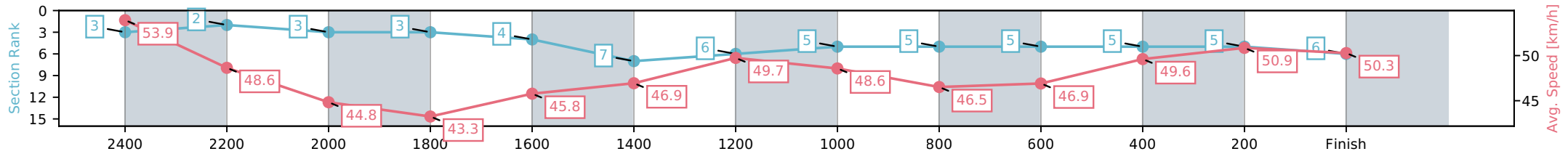
NZ Metropolitan Trotting Club Inc Harness  
 Race 8: MATARIKI TRACKSIDE DINING 10 JULY BOOK NOW  
 MOBILE PACE - 2600m



14 June 2026 - 5:05PM

Weather: Fine

Section	L2600	L2400	L2200	L2000	L1800	L1600	L1400	L1200	L1000	L800	L600	L400	L200
Section Times	3:15.45 (0:12.61)	3:02.84 [3] (0:14.95)	2:47.89 [2] (0:16.22)	2:31.67 [3] (0:16.65)	2:15.02 [3] (0:15.91)	1:59.11 [4] (0:15.48)	1:43.63 [7] (0:14.48)	1:29.16 [6] (0:14.99)	1:14.16 [5] (0:15.60)	0:58.56 [5] (0:15.35)	0:43.21 [5] (0:14.63)	0:28.58 [5] (0:14.26)	0:14.32 [5] (0:14.32)
Average Speed [km/h]	53.9	48.6	44.8	43.3	45.8	46.9	49.7	48.6	46.5	46.9	49.6	50.9	50.3
Top Speed [km/h]	55.3	54.5	46.2	44.6	47.7	47.8	51.0	50.1	47.9	47.7	51.5	51.9	51.5
Avg. Dist. to Rail [m]	5.7	1.5	1.5	2.3	1.9	1.4	3.3	1.4	1.3	2.0	1.5	1.1	3.5



- [ ] Ranking at each section and finish
- :-:- No data available at this section
- NA No data available

Horse/Jockey Name	Brookies Player/W J House
Finish Rank	7
Fastest Section Time (Section)	0:13.01 (2600 - 2400)
Top Speed [km/h] (Section)	53.7 (2600 - 2400)
Race State	Finished



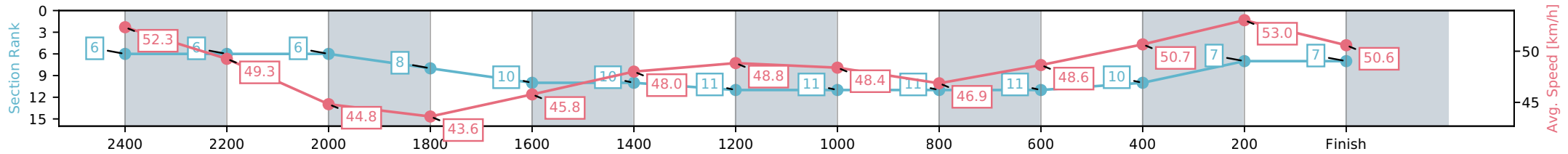
NZ Metropolitan Trotting Club Inc Harness  
 Race 8: MATARIKI TRACKSIDE DINING 10 JULY BOOK NOW  
 MOBILE PACE - 2600m



14 June 2026 - 5:05PM

Weather: Fine

Section	L2600	L2400	L2200	L2000	L1800	L1600	L1400	L1200	L1000	L800	L600	L400	L200
Section Times	3:15.96 (0:13.01)	3:02.95 [6] (0:14.93)	2:48.02 [6] (0:16.44)	2:31.58 [6] (0:16.51)	2:15.06 [8] (0:16.10)	1:58.96 [10] (0:15.35)	1:43.61 [10] (0:14.75)	1:28.86 [11] (0:15.28)	1:13.59 [11] (0:15.72)	0:57.87 [11] (0:14.80)	0:43.07 [11] (0:14.75)	0:28.32 [10] (0:14.07)	0:14.24 [7] (0:14.24)
Average Speed [km/h]	52.3	49.3	44.8	43.6	45.8	48.0	48.8	48.4	46.9	48.6	50.7	53.0	50.6
Top Speed [km/h]	53.7	53.0	46.2	44.8	47.5	48.7	50.5	49.6	48.1	50.5	52.7	53.5	53.3
Avg. Dist. to Rail [m]	4.2	2.8	3.2	4.2	3.7	3.3	5.1	3.3	3.2	5.6	5.4	5.6	8.5



- [ ] Ranking at each section and finish
- :-:- No data available at this section
- NA No data available

Horse/Jockey Name	Remission/M B Holbrough
Finish Rank	8
Fastest Section Time (Section)	0:13.31 (2600 - 2400)
Top Speed [km/h] (Section)	53.7 (2600 - 2400)
Race State	Finished



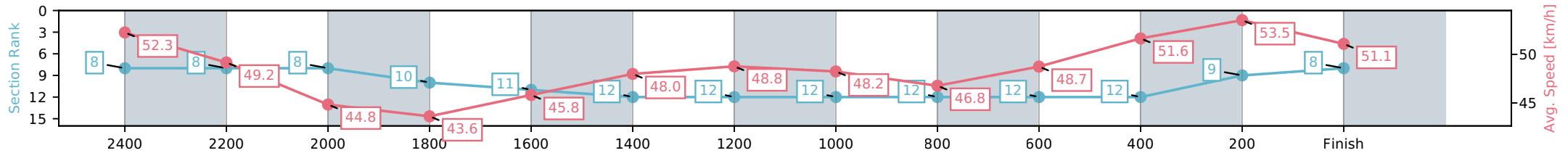
NZ Metropolitan Trotting Club Inc Harness  
 Race 8: MATARIKI TRACKSIDE DINING 10 JULY BOOK NOW  
 MOBILE PACE - 2600m



14 June 2026 - 5:05PM

Weather: Fine

Section	L2600	L2400	L2200	L2000	L1800	L1600	L1400	L1200	L1000	L800	L600	L400	L200
Section Times	3:15.98 (0:13.31)	3:02.67 [8] (0:14.95)	2:47.72 [8] (0:16.43)	2:31.29 [8] (0:16.50)	2:14.78 [10] (0:16.07)	1:58.72 [11] (0:15.36)	1:43.36 [12] (0:14.77)	1:28.59 [12] (0:15.29)	1:13.29 [12] (0:15.72)	0:57.58 [12] (0:14.77)	0:42.80 [12] (0:14.60)	0:28.20 [12] (0:14.10)	0:14.11 [9] (0:14.11)
Average Speed [km/h]	52.3	49.2	44.8	43.6	45.8	48.0	48.8	48.2	46.8	48.7	51.6	53.5	51.1
Top Speed [km/h]	53.7	52.4	46.4	45.0	47.7	48.5	50.6	49.3	47.9	50.6	53.3	53.6	53.3
Avg. Dist. to Rail [m]	4.4	2.7	3.2	4.3	3.6	3.2	5.2	3.0	3.1	5.4	6.4	7.2	10.4



- [ ] Ranking at each section and finish
- :-:- No data available at this section
- NA No data available

Horse/Jockey Name	Salute/R T May
Finish Rank	9
Fastest Section Time (Section)	0:13.80 (2600 - 2400)
Top Speed [km/h] (Section)	53.6 (200-0)
Race State	Finished



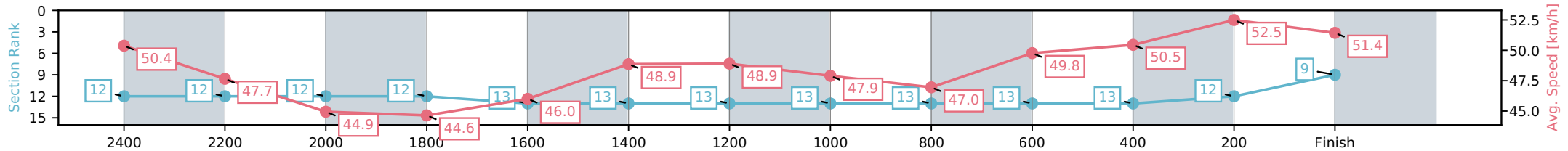
NZ Metropolitan Trotting Club Inc Harness  
 Race 8: MATARIKI TRACKSIDE DINING 10 JULY BOOK NOW  
 MOBILE PACE - 2600m



14 June 2026 - 5:05PM

Weather: Fine

Section	L2600	L2400	L2200	L2000	L1800	L1600	L1400	L1200	L1000	L800	L600	L400	L200
Section Times	3:16.09 (0:13.80)	3:02.29 [12] (0:15.54)	2:46.75 [12] (0:16.42)	2:30.32 [12] (0:16.13)	2:14.19 [12] (0:16.02)	1:58.18 [13] (0:15.10)	1:43.07 [13] (0:14.72)	1:28.35 [13] (0:15.38)	1:12.97 [13] (0:15.63)	0:57.34 [13] (0:14.47)	0:42.86 [13] (0:14.63)	0:28.24 [13] (0:14.22)	0:14.02 [12] (0:14.02)
Average Speed [km/h]	50.4	47.7	44.9	44.6	46.0	48.9	48.9	47.9	47.0	49.8	50.5	52.5	51.4
Top Speed [km/h]	51.4	49.8	46.5	46.7	49.0	49.9	50.3	48.3	48.0	51.8	52.4	53.5	53.6
Avg. Dist. to Rail [m]	8.2	3.7	3.4	4.4	3.9	3.3	5.2	2.8	2.8	4.1	3.6	5.6	8.1



- [ ] Ranking at each section and finish
- :-:- No data available at this section
- NA No data available

Horse/Jockey Name	Betterwithbling/T P Borcoskie
Finish Rank	10
Fastest Section Time (Section)	0:13.41 (2600 - 2400)
Top Speed [km/h] (Section)	52.6 (200-0)
Race State	Finished



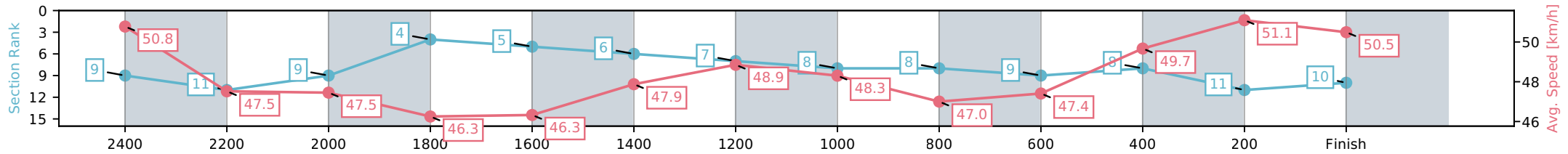
NZ Metropolitan Trotting Club Inc Harness  
 Race 8: MATARIKI TRACKSIDE DINING 10 JULY BOOK NOW  
 MOBILE PACE - 2600m



14 June 2026 - 5:05PM

Weather: Fine

Section	L2600	L2400	L2200	L2000	L1800	L1600	L1400	L1200	L1000	L800	L600	L400	L200
Section Times	3:16.29 (0:13.41)	3:02.88 [9] (0:15.76)	2:47.13 [11] (0:15.72)	2:31.40 [9] (0:15.56)	2:15.84 [4] (0:15.92)	1:59.92 [5] (0:15.39)	1:44.53 [6] (0:14.73)	1:29.80 [7] (0:15.30)	1:14.50 [8] (0:15.64)	0:58.86 [8] (0:15.20)	0:43.66 [9] (0:14.92)	0:28.74 [8] (0:14.47)	0:14.26 [11] (0:14.26)
Average Speed [km/h]	50.8	47.5	47.5	46.3	46.3	47.9	48.9	48.3	47.0	47.4	49.7	51.1	50.5
Top Speed [km/h]	51.7	50.2	48.5	47.2	47.7	48.3	50.3	49.2	48.1	49.2	50.2	51.8	52.6
Avg. Dist. to Rail [m]	10.6	5.0	4.8	6.0	4.1	3.1	4.9	3.2	3.1	4.4	4.4	4.2	6.6



- [ ] Ranking at each section and finish
- :-:- No data available at this section
- NA No data available

Horse/Jockey Name	Donttelltheboys/J C Morrison
Finish Rank	11
Fastest Section Time (Section)	0:14.14 (400-200)
Top Speed [km/h] (Section)	53.0 (800-600)
Race State	Finished



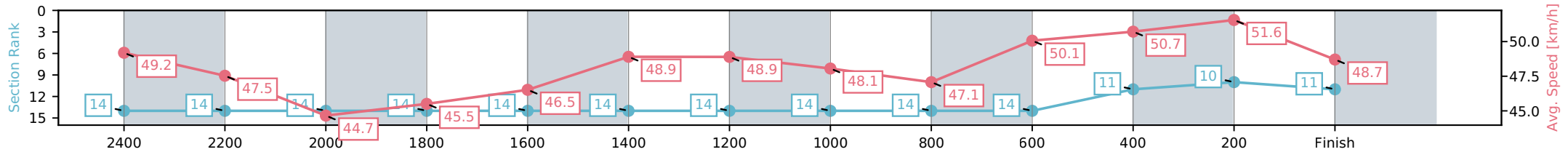
NZ Metropolitan Trotting Club Inc Harness  
 Race 8: MATARIKI TRACKSIDE DINING 10 JULY BOOK NOW  
 MOBILE PACE - 2600m



14 June 2026 - 5:05PM

Weather: Fine

Section	L2600	L2400	L2200	L2000	L1800	L1600	L1400	L1200	L1000	L800	L600	L400	L200
Section Times	3:16.66 (0:14.16)	3:02.50 [14] (0:15.77)	2:46.73 [14] (0:16.61)	2:30.12 [14] (0:15.82)	2:14.30 [14] (0:15.88)	1:58.42 [14] (0:15.11)	1:43.31 [14] (0:14.73)	1:28.58 [14] (0:15.36)	1:13.22 [14] (0:15.62)	0:57.59 [14] (0:14.39)	0:43.21 [14] (0:14.30)	0:28.91 [11] (0:14.14)	0:14.77 [10] (0:14.77)
Average Speed [km/h]	49.2	47.5	44.7	45.5	46.5	48.9	48.9	48.1	47.1	50.1	50.7	51.6	48.7
Top Speed [km/h]	50.7	49.7	46.4	47.6	49.6	50.3	50.4	48.7	48.0	53.0	52.1	52.2	51.0
Avg. Dist. to Rail [m]	11.5	5.3	4.1	5.0	4.2	3.4	5.3	3.1	3.1	3.2	1.4	2.4	4.8



- [ ] Ranking at each section and finish
- :-:- No data available at this section
- NA No data available

Horse/Jockey Name	Hugo/John R Dunn
Finish Rank	12
Fastest Section Time (Section)	0:12.84 (2600 - 2400)
Top Speed [km/h] (Section)	54.2 (2600 - 2400)
Race State	Finished



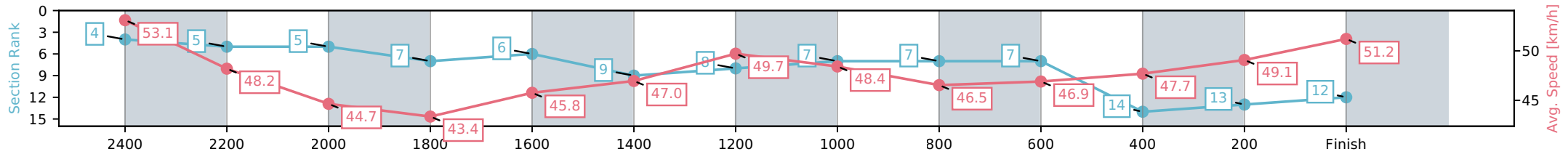
NZ Metropolitan Trotting Club Inc Harness  
 Race 8: MATARIKI TRACKSIDE DINING 10 JULY BOOK NOW  
 MOBILE PACE - 2600m



14 June 2026 - 5:05PM

Weather: Fine

Section	L2600	L2400	L2200	L2000	L1800	L1600	L1400	L1200	L1000	L800	L600	L400	L200
Section Times	3:16.80 (0:12.84)	3:03.96 [4] (0:15.04)	2:48.92 [5] (0:16.26)	2:32.66 [5] (0:16.61)	2:16.05 [7] (0:15.90)	2:00.15 [6] (0:15.46)	1:44.69 [9] (0:14.49)	1:30.20 [8] (0:15.00)	1:15.20 [7] (0:15.59)	0:59.61 [7] (0:15.36)	0:44.26 [7] (0:15.38)	0:28.87 [14] (0:14.78)	0:14.09 [13] (0:14.09)
Average Speed [km/h]	53.1	48.2	44.7	43.4	45.8	47.0	49.7	48.4	46.5	46.9	47.7	49.1	51.2
Top Speed [km/h]	54.2	52.6	46.2	45.0	47.7	47.9	50.8	50.0	48.2	49.0	49.2	52.0	52.9
Avg. Dist. to Rail [m]	2.1	1.1	1.4	2.4	1.9	1.3	3.3	1.2	1.3	2.3	2.9	1.5	5.7



- [ ] Ranking at each section and finish
- :-:- No data available at this section
- NA No data available

Horse/Jockey Name	Verducci/J J A Young-Grant
Finish Rank	13
Fastest Section Time (Section)	0:13.15 (2600 - 2400)
Top Speed [km/h] (Section)	53.8 (2600 - 2400)
Race State	Finished



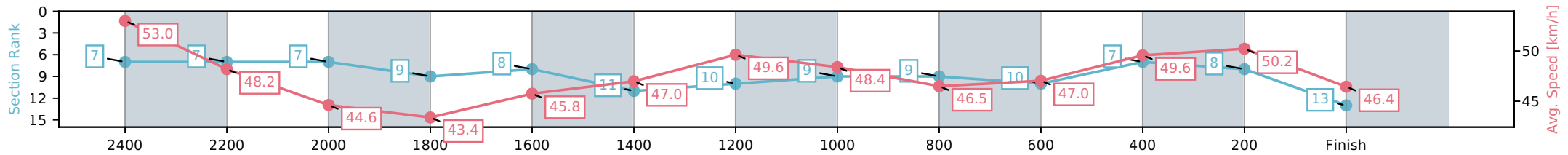
NZ Metropolitan Trotting Club Inc Harness  
 Race 8: MATARIKI TRACKSIDE DINING 10 JULY BOOK NOW  
 MOBILE PACE - 2600m



14 June 2026 - 5:05PM

Weather: Fine

Section	L2600	L2400	L2200	L2000	L1800	L1600	L1400	L1200	L1000	L800	L600	L400	L200
Section Times	3:17.29 (0:13.15)	3:04.14 [7] (0:15.05)	2:49.09 [7] (0:16.27)	2:32.82 [7] (0:16.60)	2:16.22 [9] (0:15.89)	2:00.33 [8] (0:15.45)	1:44.88 [11] (0:14.51)	1:30.38 [10] (0:15.01)	1:15.37 [9] (0:15.59)	0:59.78 [9] (0:15.31)	0:44.47 [10] (0:14.60)	0:29.88 [7] (0:14.40)	0:15.47 [8] (0:15.47)
Average Speed [km/h]	53.0	48.2	44.6	43.4	45.8	47.0	49.6	48.4	46.5	47.0	49.6	50.2	46.4
Top Speed [km/h]	53.8	53.5	46.2	45.2	47.4	47.9	51.1	50.0	48.3	49.2	50.1	50.6	50.7
Avg. Dist. to Rail [m]	2.1	1.0	1.2	2.2	1.8	1.3	3.0	1.1	1.1	1.8	1.0	1.0	3.1



- [ ] Ranking at each section and finish
- :-:- No data available at this section
- NA No data available

Horse/Jockey Name	Moonlite CC/B N Orange
Finish Rank	14
Fastest Section Time (Section)	0:13.63 (2600 - 2400)
Top Speed [km/h] (Section)	52.7 (1600-1400)
Race State	Finished



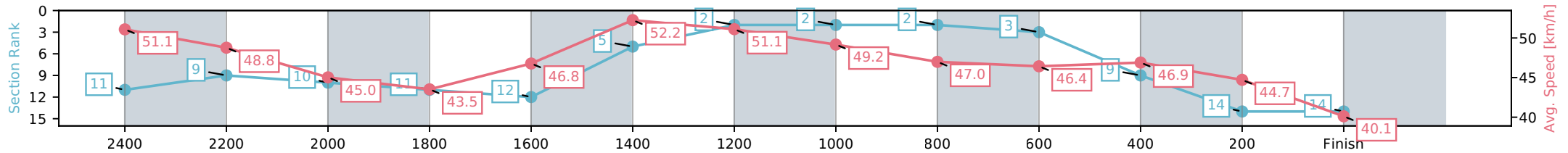
NZ Metropolitan Trotting Club Inc Harness  
 Race 8: MATARIKI TRACKSIDE DINING 10 JULY BOOK NOW  
 MOBILE PACE - 2600m



14 June 2026 - 5:05PM

Weather: Fine

Section	L2600	L2400	L2200	L2000	L1800	L1600	L1400	L1200	L1000	L800	L600	L400	L200
Section Times	3:21.88 (0:13.63)	3:08.25 [11] (0:15.06)	2:53.19 [9] (0:16.35)	2:36.84 [10] (0:16.54)	2:20.30 [11] (0:15.84)	2:04.46 [12] (0:14.28)	1:50.19 [5] (0:14.09)	1:36.10 [2] (0:15.07)	1:21.03 [2] (0:15.63)	1:05.40 [2] (0:15.51)	0:49.89 [3] (0:15.62)	0:34.27 [9] (0:16.42)	0:17.86 [14] (0:17.86)
Average Speed [km/h]	51.1	48.8	45.0	43.5	46.8	52.2	51.1	49.2	47.0	46.4	46.9	44.7	40.1
Top Speed [km/h]	52.6	52.6	46.9	45.2	51.5	52.7	52.2	51.9	48.2	46.8	47.4	46.5	42.3
Avg. Dist. to Rail [m]	5.6	2.6	3.1	4.5	4.4	4.8	6.8	3.6	2.8	3.4	2.8	3.2	6.5



- [ ] Ranking at each section and finish
- :-:- No data available at this section
- NA No data available