



NZ Metropolitan Trotting Club Inc Harness

Race 9: GOLD BAND TAXIS TROT - 2000m

14 June 2026 - 5:30PM



Weather: Fine

Field Times	2:34.02	2:16.86	2:01.92	1:46.90	1:31.94	1:16.09	1:00.26	0:44.94
(Race Tempo)	(0:17.16)	(0:14.95)	(0:15.01)	(0:14.96)	(0:15.85)	(0:15.83)	(0:15.32)	(0:15.62)

Rank	TAB#	Horse	Overall Time	First 400m	Top Speed km/h (Section)	L2000	L1800	L1600	L1400	L1200	L1000	L800	L600
	(BAR#)	Driver	Margin (DT-W)	Last 600m	Fastest Section (Time)	Start - 1800	1800 - 1600	1600 - 1400	1400 - 1200	1200 - 1000	1000 - 800	800 - 600	600 - 400
1	10	Majestic Monkey	2:34.02	0:32.59	52.2 (200-0)	2:34.02	2:16.29 [2]	2:01.42 [2]	1:46.43 [2]	1:31.62 [2]	1:15.69 [2]	0:59.88 [2]	0:44.58 [2]
	(10)	B N Orange		0:44.58	200-0 (0:14.03)	(0:17.73)	(0:14.86)	(0:15.00)	(0:14.81)	(0:15.92)	(0:15.81)	(0:15.30)	(0:15.51)
2	13	Help Me	2:34.36	0:35.08	53.3 (200-0)	2:34.36	2:14.77 [8]	1:59.28 [7]	1:44.12 [7]	1:29.62 [7]	1:14.15 [7]	0:58.49 [8]	0:43.69 [8]
	(13)	R T May	1.9L (+16)	0:43.68	200-0 (0:13.79)	(0:19.59)	(0:15.49)	(0:15.16)	(0:14.50)	(0:15.47)	(0:15.66)	(0:14.80)	(0:15.55)
3	12	Sheep	2:34.47	0:33.96	52.6 (200-0)	2:34.47	2:15.89 [5]	2:00.51 [5]	1:45.24 [5]	1:30.46 [5]	1:14.99 [5]	0:59.35 [5]	0:44.42 [4]
	(12)	C J Dalgety	2.6L (+6)	0:44.42	200-0 (0:13.95)	(0:18.58)	(0:15.38)	(0:15.27)	(0:14.78)	(0:15.47)	(0:15.64)	(0:14.93)	(0:15.39)
4	3	Robo Trouble	2:35.07	0:32.11	51.5 (2000 - 1800)	2:35.07	2:17.91 [1]	2:02.96 [1]	1:47.95 [1]	1:32.99 [1]	1:17.14 [1]	1:01.31 [1]	0:45.99 [1]
	(3)	R D Holmes	6.0L (-2)	0:46.00	1800-1600 (0:14.95)	(0:17.16)	(0:14.95)	(0:15.01)	(0:14.96)	(0:15.85)	(0:15.83)	(0:15.32)	(0:15.62)
5	11	Fir	2:35.28	0:36.02	52.6 (200-0)	2:35.28	2:14.93 [11]	1:59.27 [10]	1:44.34 [10]	1:29.82 [10]	1:14.45 [10]	0:59.01 [9]	0:44.27 [9]
	(11)	K K Tomlinson	7.2L (+14)	0:44.27	200-0 (0:14.24)	(0:20.35)	(0:15.67)	(0:14.93)	(0:14.52)	(0:15.37)	(0:15.44)	(0:14.75)	(0:15.58)
6	6	KD Grins	2:35.29	0:34.51	51.4 (400-200)	2:35.29	2:16.63 [6]	2:00.78 [6]	1:45.41 [6]	1:30.90 [6]	1:15.46 [6]	0:59.80 [6]	0:44.94 [6]
	(6)	S J Ottley	7.2L (+13)	0:44.94	1400-1200 (0:14.51)	(0:18.66)	(0:15.85)	(0:15.37)	(0:14.51)	(0:15.44)	(0:15.66)	(0:14.86)	(0:15.62)
7	4	Lipstick	2:36.57	0:36.68	51.9 (400-200)	2:36.57	2:17.68 [7]	1:59.88 [11]	1:45.38 [11]	1:30.92 [11]	1:15.48 [11]	0:59.86 [11]	0:45.22 [10]
	(4)	P J Davis	14.6L (+7)	0:45.22	1400-1200 (0:14.46)	(0:18.89)	(0:17.79)	(0:14.51)	(0:14.46)	(0:15.43)	(0:15.63)	(0:14.64)	(0:15.63)
8	5	Chocolate Angus	2:37.94	0:33.63	49.9 (2000 - 1800)	2:37.94	2:19.51 [4]	2:04.31 [4]	1:49.06 [4]	1:34.44 [4]	1:18.83 [4]	1:02.92 [4]	0:47.76 [5]
	(5)	M D Alfeld	22.4L (-1)	0:47.76	1400-1200 (0:14.62)	(0:18.43)	(0:15.20)	(0:15.25)	(0:14.62)	(0:15.60)	(0:15.91)	(0:15.16)	(0:16.69)
9	16	Hail Mary	2:39.62	0:38.64	49.9 (200-0)	2:39.62	2:18.60 [12]	2:00.99 [12]	1:46.10 [12]	1:31.47 [12]	1:16.03 [12]	1:00.58 [12]	0:45.43 [12]
	(U3)	B T Hope	32.0L (+6)	0:45.43	200-0 (0:14.56)	(0:21.02)	(0:17.62)	(0:14.88)	(0:14.63)	(0:15.44)	(0:15.45)	(0:15.15)	(0:15.32)
10	15	Chester Gold	2:40.02	0:39.85	50.8 (200-0)	2:40.02	2:16.40 [14]	2:00.18 [13]	1:45.36 [13]	1:30.76 [13]	1:15.79 [13]	1:00.43 [13]	0:45.30 [13]
	(U2)	K G Cameron	34.3L (+6)	0:45.30	1400-1200 (0:14.60)	(0:23.62)	(0:16.23)	(0:14.82)	(0:14.60)	(0:14.96)	(0:15.36)	(0:15.13)	(0:15.25)

Scratched: Lavra Segil (#14)

Report Created: Sun 14 June 2026

(Note: Races are conducted over an approximate distance as close as possible to the advertised distance, and recorded data may vary accordingly. Official times refer to race times only and do not include handicap times.)

[] Position in running at each section and finish TAB# Saddle cloth number

Fastest split

:-:-- No data available at this section

BAR# Barrier/Gate Position

Fastest section

NA No data available

DNF Did not finish

DNT Did not track

DT-W Distance travelled compared to winner in metres



NZ Metropolitan Trotting Club Inc Harness
 Race 9: GOLD BAND TAXIS TROT - 2000m
 14 June 2026 - 5:30PM



Weather: Fine

Field Times (Race Tempo) 2:34.02 (0:17.16) 2:16.86 (0:14.95) 2:01.92 (0:15.01) 1:46.90 (0:14.96) 1:31.94 (0:15.85) 1:16.09 (0:15.83) 1:00.26 (0:15.32) 0:44.94 (0:15.62)

Rank	TAB#	Horse	Overall Time	First 400m	Top Speed km/h (Section)	L2000	L1800	L1600	L1400	L1200	L1000	L800	L600
	(BAR#)	Driver	Margin (DT-W)	Last 600m	Fastest Section (Time)	Start - 1800	1800 - 1600	1600 - 1400	1400 - 1200	1200 - 1000	1000 - 800	800 - 600	600 - 400
11	9	Pat Benatar	2:40.95	0:35.51	50.4 (1400-1200)	2:40.95	2:21.04 [9]	2:05.44 [8]	1:50.30 [8]	1:35.80 [8]	1:20.42 [8]	1:05.29 [7]	0:50.32 [7]
	(9)	J W Cox	39.6L (+8)	0:50.32	1400-1200 (0:14.50)	(0:19.91)	(0:15.60)	(0:15.14)	(0:14.50)	(0:15.38)	(0:15.13)	(0:14.97)	(0:17.21)
12	8	Onnahill	2:42.07	0:40.38	49.7 (1400-1200)	2:42.07	2:17.80 [15]	2:01.69 [14]	1:46.51 [14]	1:31.81 [14]	1:16.54 [14]	1:00.94 [14]	0:45.73 [14]
	(8)	Craig D Thornley	46.0L (+6)	0:45.73	1400-1200 (0:14.69)	(0:24.27)	(0:16.11)	(0:15.19)	(0:14.69)	(0:15.27)	(0:15.61)	(0:15.21)	(0:15.32)
13	7	Spanish Princess	2:42.38	0:33.20	51.8 (2000 - 1800)	2:42.38	2:24.15 [3]	2:09.18 [3]	1:53.97 [3]	1:39.36 [3]	1:23.70 [3]	1:07.77 [3]	0:52.56 [3]
	(7)	R E Harrison	47.8L (+1)	0:52.55	1400-1200 (0:14.60)	(0:18.23)	(0:14.97)	(0:15.21)	(0:14.60)	(0:15.66)	(0:15.94)	(0:15.21)	(0:17.93)
14	1	Night Life	2:47.05	0:35.59	50.1 (1400-1200)	2:47.05	2:27.07 [10]	2:11.46 [9]	1:56.36 [9]	1:41.85 [9]	1:26.32 [9]	1:10.54 [10]	0:55.55 [11]
	(1)	S W Hill	74.4L (+6)	0:55.55	1400-1200 (0:14.51)	(0:19.98)	(0:15.61)	(0:15.11)	(0:14.51)	(0:15.53)	(0:15.78)	(0:15.00)	(0:16.01)
15	2	Whats Up The Hill	3:13.32	0:41.90	47.3 (1800-1600)	3:13.32	2:50.92 [13]	2:31.41 [15]	2:08.41 [15]	1:51.00 [15]	1:32.74 [15]	1:13.45 [15]	0:55.35 [15]
	(2)	S L Whatuira	224.6L (+22)	0:55.36	1400-1200 (0:17.41)	(0:22.40)	(0:19.50)	(0:23.00)	(0:17.41)	(0:18.26)	(0:19.29)	(0:18.09)	(0:18.30)

Scratched: Lavra Segil (#14)

Report Created: Sun 14 June 2026

(Note: Races are conducted over an approximate distance as close as possible to the advertised distance, and recorded data may vary accordingly. Official times refer to race times only and do not include handicap times.)

[] Position in running at each section and finish TAB# Saddle cloth number

-:-:- No data available at this section

NA No data available

DNT Did not track

BAR# Barrier/Gate Position

DNF Did not finish

DT-W Distance travelled compared to winner in metres

Fastest split

Fastest section



NZ Metropolitan Trotting Club Inc Harness
 Race 9: GOLD BAND TAXIS TROT - 2000m
 14 June 2026 - 5:30PM



Weather: Fine

Field Times 0:29.32 0:14.03
 (Race Tempo) (0:15.29) (0:14.03)

Rank	TAB#	Horse	Overall Time	First 400m	Top Speed km/h (Section)	L400	L200						
	(BAR#)	Driver	Margin (DT-W)	Last 600m	Fastest Section (Time)	400 - 200	200 - Finish						
1	10	Majestic Monkey	2:34.02	0:32.59	52.2 (200-0)	0:29.07 [2]	0:14.03 [1]						
	(10)	B N Orange		0:44.58	200-0 (0:14.03)	(0:15.04)	(0:14.03)						
2	13	Help Me	2:34.36	0:35.08	53.3 (200-0)	0:28.13 [5]	0:13.79 [4]						
	(13)	R T May	1.9L (+16)	0:43.68	200-0 (0:13.79)	(0:14.34)	(0:13.79)						
3	12	Sheep	2:34.47	0:33.96	52.6 (200-0)	0:29.03 [3]	0:13.95 [3]						
	(12)	C J Dalgety	2.6L (+6)	0:44.42	200-0 (0:13.95)	(0:15.08)	(0:13.95)						
4	3	Robo Trouble	2:35.07	0:32.11	51.5 (2000 - 1800)	0:30.37 [1]	0:14.97 [2]						
	(3)	R D Holmes	6.0L (-2)	0:46.00	1800-1600 (0:14.95)	(0:15.41)	(0:14.97)						
5	11	Fir	2:35.28	0:36.02	52.6 (200-0)	0:28.69 [6]	0:14.24 [6]						
	(11)	K K Tomlinson	7.2L (+14)	0:44.27	200-0 (0:14.24)	(0:14.45)	(0:14.24)						
6	6	KD Grins	2:35.29	0:34.51	51.4 (400-200)	0:29.32 [4]	0:14.68 [5]						
	(6)	S J Ottley	7.2L (+13)	0:44.94	1400-1200 (0:14.51)	(0:14.64)	(0:14.68)						
7	4	Lipstick	2:36.57	0:36.68	51.9 (400-200)	0:29.59 [8]	0:15.07 [7]						
	(4)	P J Davis	14.6L (+7)	0:45.22	1400-1200 (0:14.46)	(0:14.52)	(0:15.07)						
8	5	Chocolate Angus	2:37.94	0:33.63	49.9 (2000 - 1800)	0:31.08 [7]	0:15.52 [8]						
	(5)	M D Alfeld	22.4L (-1)	0:47.76	1400-1200 (0:14.62)	(0:15.55)	(0:15.52)						
9	16	Hail Mary	2:39.62	0:38.64	49.9 (200-0)	0:30.10 [12]	0:14.56 [9]						
	(U3)	B T Hope	32.0L (+6)	0:45.43	200-0 (0:14.56)	(0:15.55)	(0:14.56)						
10	15	Chester Gold	2:40.02	0:39.85	50.8 (200-0)	0:30.05 [13]	0:14.62 [11]						
	(U2)	K G Cameron	34.3L (+6)	0:45.30	1400-1200 (0:14.60)	(0:15.43)	(0:14.62)						

Scratched: Lavra Segil (#14)

Report Created: Sun 14 June 2026

(Note: Races are conducted over an approximate distance as close as possible to the advertised distance, and recorded data may vary accordingly. Official times refer to race times only and do not include handicap times.)

[] Position in running at each section and finish TAB# Saddle cloth number
 -:-:- No data available at this section BAR# Barrier/Gate Position
 NA No data available DNF Did not finish
 DNT Did not track DT-W Distance travelled compared to winner in metres

Fastest split
 Fastest section

data processed by TRIPLES DATA



NZ Metropolitan Trotting Club Inc Harness
 Race 9: GOLD BAND TAXIS TROT - 2000m
 14 June 2026 - 5:30PM



Weather: Fine

Field Times 0:29.32 0:14.03
 (Race Tempo) (0:15.29) (0:14.03)

Rank	TAB#	Horse	Overall Time	First 400m	Top Speed km/h (Section)	L400	L200						
	(BAR#)	Driver	Margin (DT-W)	Last 600m	Fastest Section (Time)	400 - 200	200 - Finish						
11	9	Pat Benatar	2:40.95	0:35.51	50.4 (1400-1200)	0:33.11 [11]	0:15.68 [10]						
	(9)	J W Cox	39.6L (+8)	0:50.32	1400-1200 (0:14.50)	(0:17.43)	(0:15.68)						
12	8	Onnahill	2:42.07	0:40.38	49.7 (1400-1200)	0:30.41 [14]	0:14.72 [13]						
	(8)	Craig D Thornley	46.0L (+6)	0:45.73	1400-1200 (0:14.69)	(0:15.69)	(0:14.72)						
13	7	Spanish Princess	2:42.38	0:33.20	51.8 (2000 - 1800)	0:34.63 [10]	0:15.22 [12]						
	(7)	R E Harrison	47.8L (+1)	0:52.55	1400-1200 (0:14.60)	(0:19.40)	(0:15.22)						
14	1	Night Life	2:47.05	0:35.59	50.1 (1400-1200)	0:39.54 [9]	0:16.58 [14]						
	(1)	S W Hill	74.4L (+6)	0:55.55	1400-1200 (0:14.51)	(0:22.96)	(0:16.58)						
15	2	Whats Up The Hill	3:13.32	0:41.90	47.3 (1800-1600)	0:37.06 [15]	0:18.66 [15]						
	(2)	S L Whatuira	224.6L (+22)	0:55.36	1400-1200 (0:17.41)	(0:18.40)	(0:18.66)						

Scratched: Lavra Segil (#14)

Report Created: Sun 14 June 2026

(Note: Races are conducted over an approximate distance as close as possible to the advertised distance, and recorded data may vary accordingly. Official times refer to race times only and do not include handicap times.)

[] Position in running at each section and finish TAB# Saddle cloth number
 -:-:- No data available at this section BAR# Barrier/Gate Position
 NA No data available DNF Did not finish
 DNT Did not track DT-W Distance travelled compared to winner in metres

Fastest split
 Fastest section

data processed by  **TRIPLES DATA**

Horse/Jockey Name	Majestic Monkey/B N Orange
Finish Rank	1
Fastest Section Time (Section)	0:14.03 (200-0)
Top Speed [km/h] (Section)	52.2 (200-0)
Race State	Finished



NZ Metropolitan Trotting Club Inc Harness

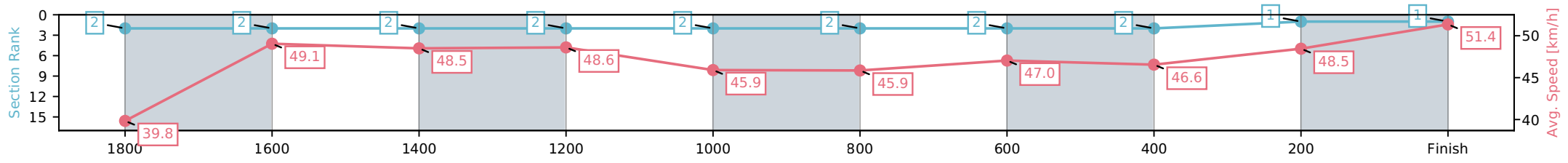
Race 9: GOLD BAND TAXIS TROT - 2000m

14 June 2026 - 5:30PM

Weather: Fine



Section	L2000	L1800	L1600	L1400	L1200	L1000	L800	L600	L400	L200
Section Times	2:34.02 (0:17.73)	2:16.29 [2] (0:14.86)	2:01.42 [2] (0:15.00)	1:46.43 [2] (0:14.81)	1:31.62 [2] (0:15.92)	1:15.69 [2] (0:15.81)	0:59.88 [2] (0:15.30)	0:44.58 [2] (0:15.51)	0:29.07 [2] (0:15.04)	0:14.03 [1] (0:14.03)
Average Speed [km/h]	39.8	49.1	48.5	48.6	45.9	45.9	47.0	46.6	48.5	51.4
Top Speed [km/h]	51.2	50.8	49.0	49.6	46.7	46.6	47.6	47.0	52.1	52.2
Avg. Dist. to Rail [m]	15.8	2.5	1.7	4.5	2.0	1.2	0.8	0.6	2.4	6.2



- [] Ranking at each section and finish
- :-:- No data available at this section
- NA No data available

Horse/Jockey Name	Help Me/R T May
Finish Rank	2
Fastest Section Time (Section)	0:13.79 (200-0)
Top Speed [km/h] (Section)	53.3 (200-0)
Race State	Finished



NZ Metropolitan Trotting Club Inc Harness

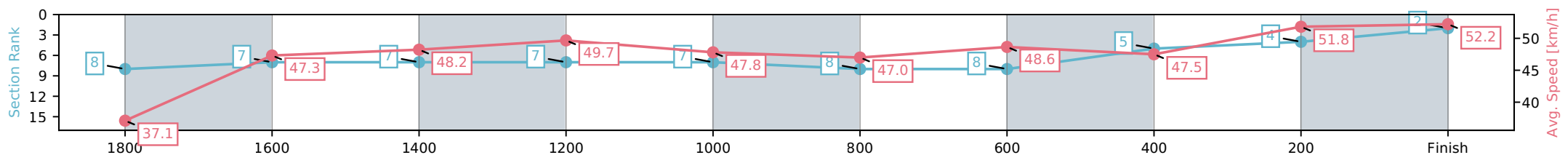
Race 9: GOLD BAND TAXIS TROT - 2000m

14 June 2026 - 5:30PM

Weather: Fine



Section	L2000	L1800	L1600	L1400	L1200	L1000	L800	L600	L400	L200
Section Times	2:34.36 (0:19.59)	2:14.77 [8] (0:15.49)	1:59.28 [7] (0:15.16)	1:44.12 [7] (0:14.50)	1:29.62 [7] (0:15.47)	1:14.15 [7] (0:15.66)	0:58.49 [8] (0:14.80)	0:43.69 [8] (0:15.55)	0:28.13 [5] (0:14.34)	0:13.79 [4] (0:13.79)
Average Speed [km/h]	37.1	47.3	48.2	49.7	47.8	47.0	48.6	47.5	51.8	52.2
Top Speed [km/h]	47.5	47.8	48.9	50.9	49.0	48.2	49.7	48.5	53.1	53.3
Avg. Dist. to Rail [m]	6.6	3.5	2.4	6.1	3.3	3.3	4.0	3.6	4.9	7.5



- [] Ranking at each section and finish
- :-:- No data available at this section
- NA No data available

Horse/Jockey Name	Sheep/C J Dalgety
Finish Rank	3
Fastest Section Time (Section)	0:13.95 (200-0)
Top Speed [km/h] (Section)	52.6 (200-0)
Race State	Finished



NZ Metropolitan Trotting Club Inc Harness

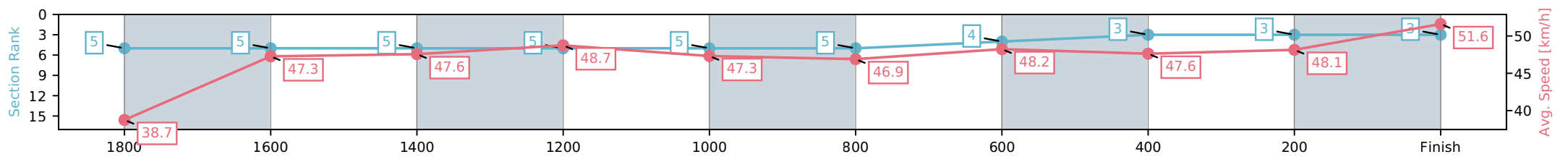
Race 9: GOLD BAND TAXIS TROT - 2000m

14 June 2026 - 5:30PM

Weather: Fine



Section	L2000	L1800	L1600	L1400	L1200	L1000	L800	L600	L400	L200
Section Times	2:34.47 (0:18.58)	2:15.89 [5] (0:15.38)	2:00.51 [5] (0:15.27)	1:45.24 [5] (0:14.78)	1:30.46 [5] (0:15.47)	1:14.99 [5] (0:15.64)	0:59.35 [5] (0:14.93)	0:44.42 [4] (0:15.39)	0:29.03 [3] (0:15.08)	0:13.95 [3] (0:13.95)
Average Speed [km/h]	38.7	47.3	47.6	48.7	47.3	46.9	48.2	47.6	48.1	51.6
Top Speed [km/h]	49.1	47.9	48.3	49.2	49.3	47.8	48.7	48.0	50.8	52.6
Avg. Dist. to Rail [m]	4.5	2.1	1.4	4.5	2.1	2.7	3.7	2.8	1.3	1.7



- [] Ranking at each section and finish
- :-:- No data available at this section
- NA No data available

Horse/Jockey Name	Robo Trouble/R D Holmes
Finish Rank	4
Fastest Section Time (Section)	0:14.95 (1800-1600)
Top Speed [km/h] (Section)	51.5 (2000 - 1800)
Race State	Finished



NZ Metropolitan Trotting Club Inc Harness

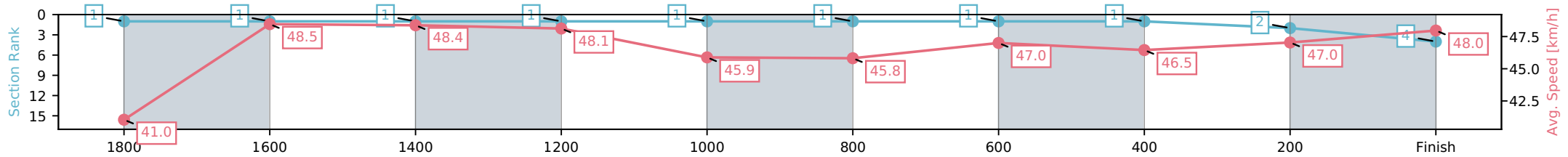
Race 9: GOLD BAND TAXIS TROT - 2000m

14 June 2026 - 5:30PM

Weather: Fine



Section	L2000	L1800	L1600	L1400	L1200	L1000	L800	L600	L400	L200
Section Times	2:35.07 (0:17.16)	2:17.91 [1] (0:14.95)	2:02.96 [1] (0:15.01)	1:47.95 [1] (0:14.96)	1:32.99 [1] (0:15.85)	1:17.14 [1] (0:15.83)	1:01.31 [1] (0:15.32)	0:45.99 [1] (0:15.62)	0:30.37 [1] (0:15.41)	0:14.97 [2] (0:14.97)
Average Speed [km/h]	41.0	48.5	48.4	48.1	45.9	45.8	47.0	46.5	47.0	48.0
Top Speed [km/h]	51.5	51.2	49.1	49.1	46.3	46.6	47.4	46.8	48.8	49.1
Avg. Dist. to Rail [m]	3.6	1.2	1.5	3.7	1.3	1.2	1.2	1.2	1.2	3.9



- [] Ranking at each section and finish
- :-:- No data available at this section
- NA No data available

Horse/Jockey Name	Fir/K K Tomlinson
Finish Rank	5
Fastest Section Time (Section)	0:14.24 (200-0)
Top Speed [km/h] (Section)	52.6 (200-0)
Race State	Finished



NZ Metropolitan Trotting Club Inc Harness

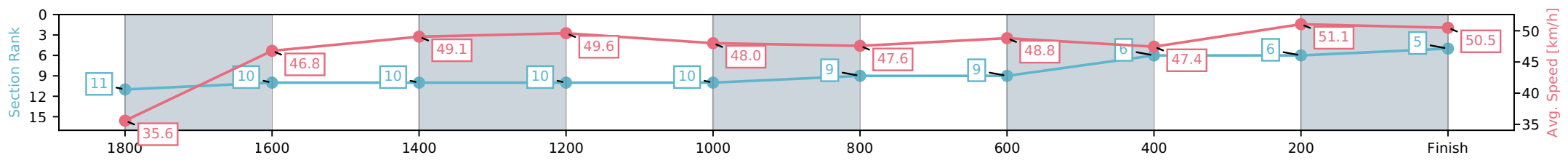
Race 9: GOLD BAND TAXIS TROT - 2000m

14 June 2026 - 5:30PM

Weather: Fine



Section	L2000	L1800	L1600	L1400	L1200	L1000	L800	L600	L400	L200
Section Times	2:35.28 (0:20.35)	2:14.93 [11] (0:15.67)	1:59.27 [10] (0:14.93)	1:44.34 [10] (0:14.52)	1:29.82 [10] (0:15.37)	1:14.45 [10] (0:15.44)	0:59.01 [9] (0:14.75)	0:44.27 [9] (0:15.58)	0:28.69 [6] (0:14.45)	0:14.24 [6] (0:14.24)
Average Speed [km/h]	35.6	46.8	49.1	49.6	48.0	47.6	48.8	47.4	51.1	50.5
Top Speed [km/h]	47.8	47.4	49.8	50.5	50.5	48.5	49.9	48.3	52.6	52.6
Avg. Dist. to Rail [m]	3.9	3.3	2.6	6.1	3.2	2.9	3.9	3.6	3.3	3.3



- [] Ranking at each section and finish
- :-:- No data available at this section
- NA No data available

Horse/Jockey Name	KD Grins/S J Ottley
Finish Rank	6
Fastest Section Time (Section)	0:14.51 (1400-1200)
Top Speed [km/h] (Section)	51.4 (400-200)
Race State	Finished



NZ Metropolitan Trotting Club Inc Harness

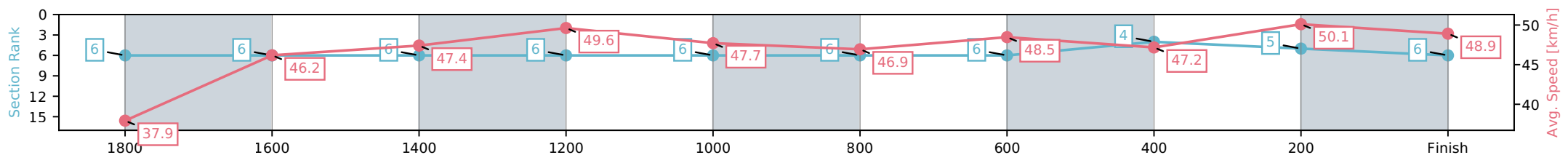
Race 9: GOLD BAND TAXIS TROT - 2000m

14 June 2026 - 5:30PM

Weather: Fine



Section	L2000	L1800	L1600	L1400	L1200	L1000	L800	L600	L400	L200
Section Times	2:35.29 (0:18.66)	2:16.63 [6] (0:15.85)	2:00.78 [6] (0:15.37)	1:45.41 [6] (0:14.51)	1:30.90 [6] (0:15.44)	1:15.46 [6] (0:15.66)	0:59.80 [6] (0:14.86)	0:44.94 [6] (0:15.62)	0:29.32 [4] (0:14.64)	0:14.68 [5] (0:14.68)
Average Speed [km/h]	37.9	46.2	47.4	49.6	47.7	46.9	48.5	47.2	50.1	48.9
Top Speed [km/h]	47.9	46.7	48.7	50.9	49.0	48.1	49.3	47.9	51.4	51.3
Avg. Dist. to Rail [m]	10.0	3.5	1.8	5.3	2.9	3.0	3.8	3.3	3.1	6.2



- [] Ranking at each section and finish
- :-:- No data available at this section
- NA No data available

Horse/Jockey Name	Lipstick/P J Davis
Finish Rank	7
Fastest Section Time (Section)	0:14.46 (1400-1200)
Top Speed [km/h] (Section)	51.9 (400-200)
Race State	Finished



NZ Metropolitan Trotting Club Inc Harness

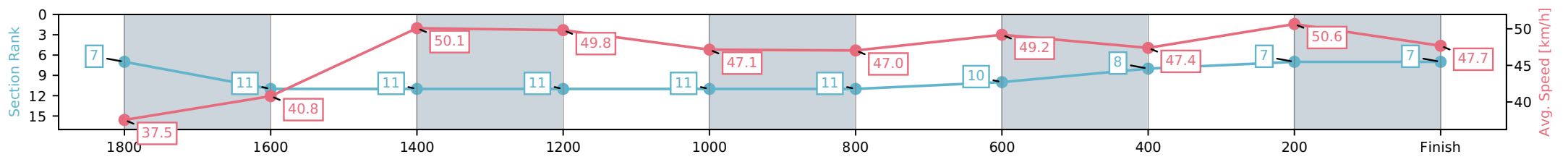
Race 9: GOLD BAND TAXIS TROT - 2000m

14 June 2026 - 5:30PM

Weather: Fine



Section	L2000	L1800	L1600	L1400	L1200	L1000	L800	L600	L400	L200
Section Times	2:36.57 (0:18.89)	2:17.68 [7] (0:17.79)	1:59.88 [11] (0:14.51)	1:45.38 [11] (0:14.46)	1:30.92 [11] (0:15.43)	1:15.48 [11] (0:15.63)	0:59.86 [11] (0:14.64)	0:45.22 [10] (0:15.63)	0:29.59 [8] (0:14.52)	0:15.07 [7] (0:15.07)
Average Speed [km/h]	37.5	40.8	50.1	49.8	47.1	47.0	49.2	47.4	50.6	47.7
Top Speed [km/h]	46.1	49.4	51.2	50.8	50.4	49.3	50.0	48.2	51.9	50.1
Avg. Dist. to Rail [m]	5.0	1.0	1.4	4.1	1.4	2.8	4.0	4.0	2.8	5.1



- [] Ranking at each section and finish
- :-:- No data available at this section
- NA No data available

Horse/Jockey Name	Chocolate Angus/M D Alfeld
Finish Rank	8
Fastest Section Time (Section)	0:14.62 (1400-1200)
Top Speed [km/h] (Section)	49.9 (2000 - 1800)
Race State	Finished



NZ Metropolitan Trotting Club Inc Harness

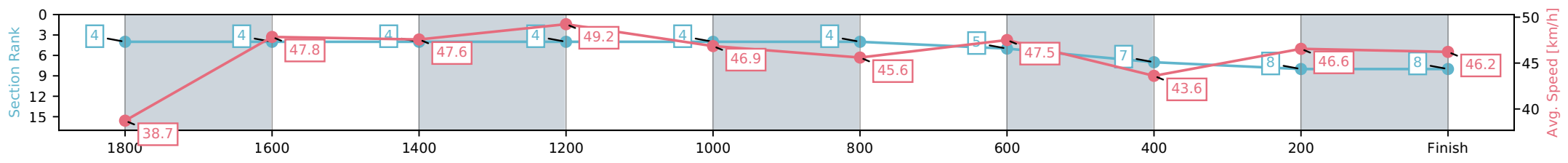
Race 9: GOLD BAND TAXIS TROT - 2000m



14 June 2026 - 5:30PM

Weather: Fine

Section	L2000	L1800	L1600	L1400	L1200	L1000	L800	L600	L400	L200
Section Times	2:37.94 (0:18.43)	2:19.51 [4] (0:15.20)	2:04.31 [4] (0:15.25)	1:49.06 [4] (0:14.62)	1:34.44 [4] (0:15.60)	1:18.83 [4] (0:15.91)	1:02.92 [4] (0:15.16)	0:47.76 [5] (0:16.69)	0:31.08 [7] (0:15.55)	0:15.52 [8] (0:15.52)
Average Speed [km/h]	38.7	47.8	47.6	49.2	46.9	45.6	47.5	43.6	46.6	46.2
Top Speed [km/h]	49.9	49.1	48.9	49.8	48.3	47.5	47.8	47.4	48.2	48.1
Avg. Dist. to Rail [m]	7.7	2.4	1.3	4.4	1.9	1.4	1.7	1.6	1.1	4.0



- [] Ranking at each section and finish
- :-:- No data available at this section
- NA No data available

Horse/Jockey Name	Hail Mary/B T Hope
Finish Rank	9
Fastest Section Time (Section)	0:14.56 (200-0)
Top Speed [km/h] (Section)	49.9 (200-0)
Race State	Finished



NZ Metropolitan Trotting Club Inc Harness

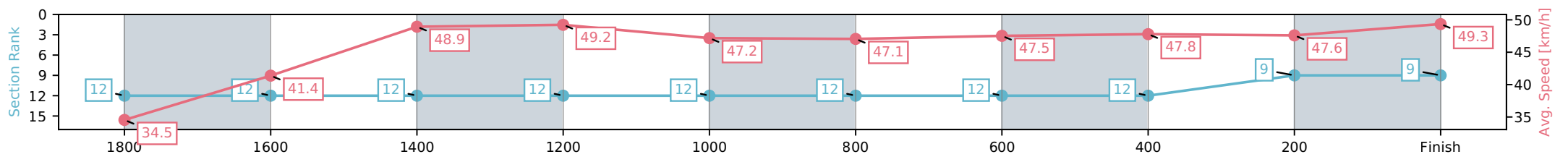
Race 9: GOLD BAND TAXIS TROT - 2000m

14 June 2026 - 5:30PM

Weather: Fine



Section	L2000	L1800	L1600	L1400	L1200	L1000	L800	L600	L400	L200
Section Times	2:39.62 (0:21.02)	2:18.60 [12] (0:17.62)	2:00.99 [12] (0:14.88)	1:46.10 [12] (0:14.63)	1:31.47 [12] (0:15.44)	1:16.03 [12] (0:15.45)	1:00.58 [12] (0:15.15)	0:45.43 [12] (0:15.32)	0:30.10 [12] (0:15.55)	0:14.56 [9] (0:14.56)
Average Speed [km/h]	34.5	41.4	48.9	49.2	47.2	47.1	47.5	47.8	47.6	49.3
Top Speed [km/h]	46.9	47.7	49.7	49.6	48.9	47.5	48.2	48.9	49.1	49.9
Avg. Dist. to Rail [m]	14.6	2.8	1.6	2.3	1.4	1.4	1.0	2.2	4.2	5.4



[] Ranking at each section and finish
 -:-:- No data available at this section
 NA No data available

Horse/Jockey Name	Chester Gold/K G Cameron
Finish Rank	10
Fastest Section Time (Section)	0:14.60 (1400-1200)
Top Speed [km/h] (Section)	50.8 (200-0)
Race State	Finished



NZ Metropolitan Trotting Club Inc Harness

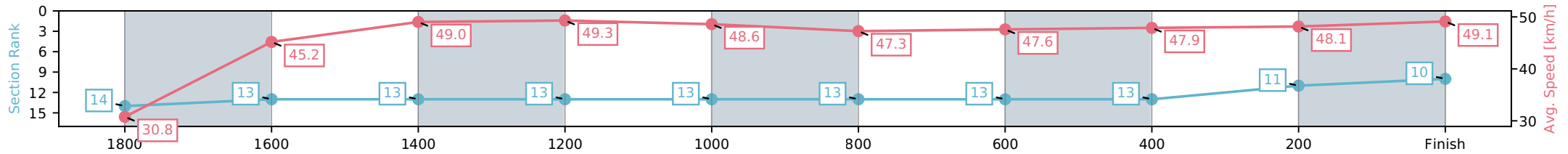
Race 9: GOLD BAND TAXIS TROT - 2000m

14 June 2026 - 5:30PM

Weather: Fine



Section	L2000	L1800	L1600	L1400	L1200	L1000	L800	L600	L400	L200
Section Times	2:40.02 (0:23.62)	2:16.40 [14] (0:16.23)	2:00.18 [13] (0:14.82)	1:45.36 [13] (0:14.60)	1:30.76 [13] (0:14.96)	1:15.79 [13] (0:15.36)	1:00.43 [13] (0:15.13)	0:45.30 [13] (0:15.25)	0:30.05 [13] (0:15.43)	0:14.62 [11] (0:14.62)
Average Speed [km/h]	30.8	45.2	49.0	49.3	48.6	47.3	47.6	47.9	48.1	49.1
Top Speed [km/h]	46.9	48.5	49.4	50.3	50.5	48.1	48.6	48.7	50.1	50.8
Avg. Dist. to Rail [m]	13.8	3.7	1.4	3.7	1.4	1.4	1.4	2.0	4.8	7.5



- [] Ranking at each section and finish
- :-:- No data available at this section
- NA No data available

Horse/Jockey Name	Pat Benatar/J W Cox
Finish Rank	11
Fastest Section Time (Section)	0:14.50 (1400-1200)
Top Speed [km/h] (Section)	50.4 (1400-1200)
Race State	Finished



NZ Metropolitan Trotting Club Inc Harness

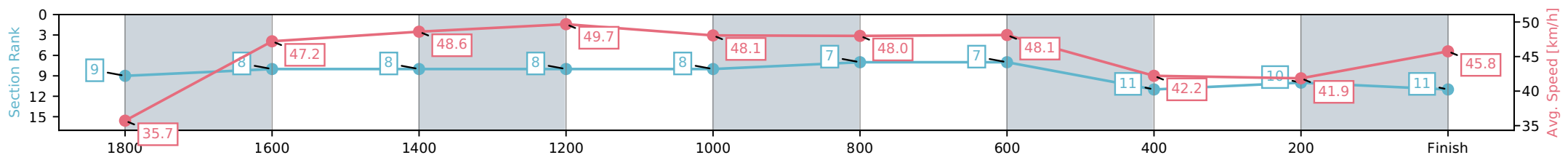
Race 9: GOLD BAND TAXIS TROT - 2000m

14 June 2026 - 5:30PM

Weather: Fine



Section	L2000	L1800	L1600	L1400	L1200	L1000	L800	L600	L400	L200
Section Times	2:40.95 (0:19.91)	2:21.04 [9] (0:15.60)	2:05.44 [8] (0:15.14)	1:50.30 [8] (0:14.50)	1:35.80 [8] (0:15.38)	1:20.42 [8] (0:15.13)	1:05.29 [7] (0:14.97)	0:50.32 [7] (0:17.21)	0:33.11 [11] (0:17.43)	0:15.68 [10] (0:15.68)
Average Speed [km/h]	35.7	47.2	48.6	49.7	48.1	48.0	48.1	42.2	41.9	45.8
Top Speed [km/h]	46.9	48.0	49.6	50.4	50.2	49.2	49.2	47.5	47.4	47.8
Avg. Dist. to Rail [m]	16.0	4.2	3.1	6.3	3.3	1.7	1.8	1.5	2.1	4.1



- [] Ranking at each section and finish
- :-:- No data available at this section
- NA No data available

Horse/Jockey Name	Onnahill/Craig D Thornley
Finish Rank	12
Fastest Section Time (Section)	0:14.69 (1400-1200)
Top Speed [km/h] (Section)	49.7 (1400-1200)
Race State	Finished



NZ Metropolitan Trotting Club Inc Harness

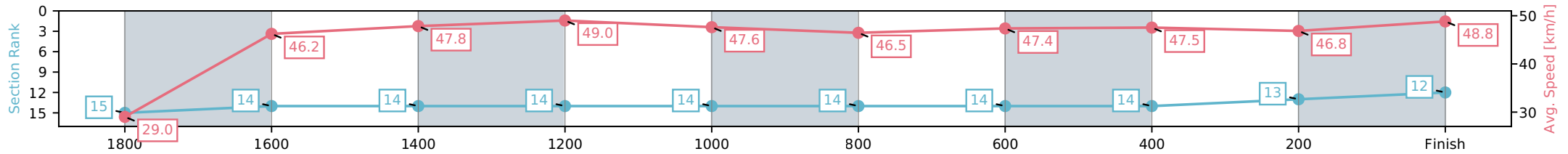
Race 9: GOLD BAND TAXIS TROT - 2000m

14 June 2026 - 5:30PM

Weather: Fine



Section	L2000	L1800	L1600	L1400	L1200	L1000	L800	L600	L400	L200
Section Times	2:42.07 (0:24.27)	2:17.80 [15] (0:16.11)	2:01.69 [14] (0:15.19)	1:46.51 [14] (0:14.69)	1:31.81 [14] (0:15.27)	1:16.54 [14] (0:15.61)	1:00.94 [14] (0:15.21)	0:45.73 [14] (0:15.32)	0:30.41 [14] (0:15.69)	0:14.72 [13] (0:14.72)
Average Speed [km/h]	29.0	46.2	47.8	49.0	47.6	46.5	47.4	47.5	46.8	48.8
Top Speed [km/h]	44.9	47.1	48.2	49.7	49.7	47.9	47.6	47.8	48.4	49.4
Avg. Dist. to Rail [m]	16.0	6.7	1.3	4.7	1.4	1.4	2.7	2.0	3.3	6.1



- [] Ranking at each section and finish
- :-:- No data available at this section
- NA No data available

Horse/Jockey Name	Spanish Princess/R E Harrison
Finish Rank	13
Fastest Section Time (Section)	0:14.60 (1400-1200)
Top Speed [km/h] (Section)	51.8 (2000 - 1800)
Race State	Finished



NZ Metropolitan Trotting Club Inc Harness

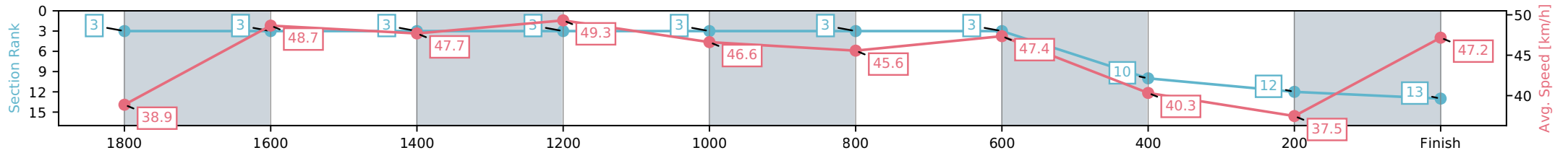
Race 9: GOLD BAND TAXIS TROT - 2000m

14 June 2026 - 5:30PM

Weather: Fine



Section	L2000	L1800	L1600	L1400	L1200	L1000	L800	L600	L400	L200
Section Times	2:42.38 (0:18.23)	2:24.15 [3] (0:14.97)	2:09.18 [3] (0:15.21)	1:53.97 [3] (0:14.60)	1:39.36 [3] (0:15.66)	1:23.70 [3] (0:15.94)	1:07.77 [3] (0:15.21)	0:52.56 [3] (0:17.93)	0:34.63 [10] (0:19.40)	0:15.22 [12] (0:15.22)
Average Speed [km/h]	38.9	48.7	47.7	49.3	46.6	45.6	47.4	40.3	37.5	47.2
Top Speed [km/h]	51.8	51.3	48.8	49.5	49.3	46.5	47.7	47.3	46.0	47.7
Avg. Dist. to Rail [m]	12.1	2.7	1.3	4.2	1.7	1.5	1.9	1.0	1.6	3.6



- [] Ranking at each section and finish
- :-:- No data available at this section
- NA No data available

Horse/Jockey Name	Night Life/S W Hill
Finish Rank	14
Fastest Section Time (Section)	0:14.51 (1400-1200)
Top Speed [km/h] (Section)	50.1 (1400-1200)
Race State	Finished



NZ Metropolitan Trotting Club Inc Harness

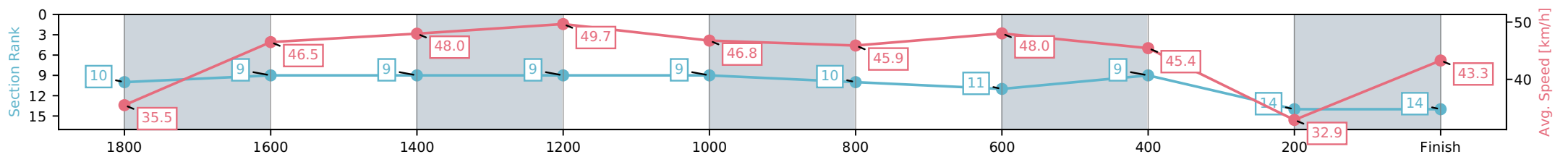
Race 9: GOLD BAND TAXIS TROT - 2000m

14 June 2026 - 5:30PM

Weather: Fine



Section	L2000	L1800	L1600	L1400	L1200	L1000	L800	L600	L400	L200
Section Times	2:47.05 (0:19.98)	2:27.07 [10] (0:15.61)	2:11.46 [9] (0:15.11)	1:56.36 [9] (0:14.51)	1:41.85 [9] (0:15.53)	1:26.32 [9] (0:15.78)	1:10.54 [10] (0:15.00)	0:55.55 [11] (0:16.01)	0:39.54 [9] (0:22.96)	0:16.58 [14] (0:16.58)
Average Speed [km/h]	35.5	46.5	48.0	49.7	46.8	45.9	48.0	45.4	32.9	43.3
Top Speed [km/h]	45.7	47.1	49.2	50.1	50.0	47.4	48.5	48.1	39.6	45.4
Avg. Dist. to Rail [m]	1.8	1.8	1.2	4.0	1.1	1.1	1.6	1.6	8.6	9.5



- [] Ranking at each section and finish
- :-:- No data available at this section
- NA No data available

Horse/Jockey Name	Whats Up The Hill/S L Whatuira
Finish Rank	15
Fastest Section Time (Section)	0:17.41 (1400-1200)
Top Speed [km/h] (Section)	47.3 (1800-1600)
Race State	Finished



NZ Metropolitan Trotting Club Inc Harness

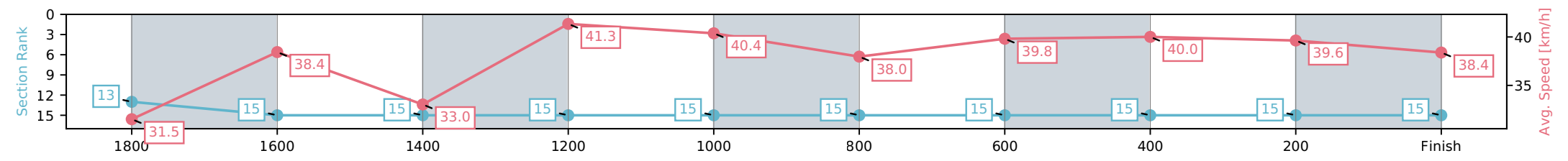
Race 9: GOLD BAND TAXIS TROT - 2000m

14 June 2026 - 5:30PM

Weather: Fine



Section	L2000	L1800	L1600	L1400	L1200	L1000	L800	L600	L400	L200
Section Times	3:13.32 (0:22.40)	2:50.92 [13] (0:19.50)	2:31.41 [15] (0:23.00)	2:08.41 [15] (0:17.41)	1:51.00 [15] (0:18.26)	1:32.74 [15] (0:19.29)	1:13.45 [15] (0:18.09)	0:55.35 [15] (0:18.30)	0:37.06 [15] (0:18.40)	0:18.66 [15] (0:18.66)
Average Speed [km/h]	31.5	38.4	33.0	41.3	40.4	38.0	39.8	40.0	39.6	38.4
Top Speed [km/h]	47.2	47.3	42.0	41.8	41.2	39.7	40.3	41.0	40.2	39.6
Avg. Dist. to Rail [m]	3.2	5.5	6.8	4.7	2.9	2.7	4.1	2.5	2.2	4.4



- [] Ranking at each section and finish
- :-:- No data available at this section
- NA No data available