



NZ Metropolitan Trotting Club Inc Harness
 Race 1: IRT. YOUR HORSE. OUR PASSION. HANDICAP TROT - 2600m
 19 June 2026 - 4:59PM



Weather: Cloudy

Field Times (Race Tempo) 3:20.77 (0:15.36) 3:05.41 (0:15.38) 2:50.03 (0:16.24) 2:33.80 (0:15.38) 2:18.41 (0:16.17) 2:02.24 (0:16.32) 1:45.92 (0:15.53) 1:30.39 (0:15.94)

Rank	TAB#	Horse	Overall Time	First 400m	Top Speed km/h (Section)	L2600	L2400	L2200	L2000	L1800	L1600	L1400	L1200
	(BAR#)	Driver	Margin (DT-W)	Last 600m	Fastest Section (Time)	Start - 2400	2400 - 2200	2200 - 2000	2000 - 1800	1800 - 1600	1600 - 1400	1400 - 1200	1200 - 1000
1	1	Playoffs	3:20.77	0:30.74	51.6 (2600 - 2400)	3:20.77	3:05.41 [1]	2:50.03 [1]	2:33.80 [1]	2:18.41 [1]	2:02.24 [1]	1:45.92 [1]	1:30.39 [1]
	(1)	B N Orange		0:44.15	800-600 (0:14.22)	(0:15.36)	(0:15.38)	(0:16.24)	(0:15.38)	(0:16.17)	(0:16.32)	(0:15.53)	(0:15.94)
2	5	Randel Huston P	3:20.94	0:33.08	53.4 (400-200)	3:20.94	3:03.12 [7]	2:47.86 [7]	2:31.82 [7]	2:16.38 [7]	2:00.28 [7]	1:43.92 [7]	1:28.65 [7]
	(1)	S E O'Reilly	1.0L (+20)	0:42.89	600-400 (0:14.13)	(0:17.82)	(0:15.26)	(0:16.04)	(0:15.44)	(0:16.10)	(0:16.36)	(0:15.27)	(0:15.58)
3	6	Brett's Mate	3:21.05	0:32.63	52.2 (600-400)	3:21.05	3:03.68 [6]	2:48.42 [6]	2:32.30 [6]	2:16.86 [6]	2:00.77 [6]	1:44.38 [6]	1:29.09 [6]
	(2)	K G Cameron	1.6L (+16)	0:43.30	600-400 (0:14.27)	(0:17.37)	(0:15.26)	(0:16.12)	(0:15.44)	(0:16.09)	(0:16.39)	(0:15.29)	(0:15.57)
4	9	Tyron Eros	3:21.14	0:34.23	53.0 (400-200)	3:21.14	3:02.26 [9]	2:46.92 [9]	2:31.27 [9]	2:15.74 [9]	1:59.71 [9]	1:43.41 [9]	1:28.25 [9]
	(U1)	G D O'Reilly	2.1L (+13)	0:42.92	400-200 (0:14.13)	(0:18.88)	(0:15.35)	(0:15.65)	(0:15.52)	(0:16.04)	(0:16.30)	(0:15.16)	(0:14.87)
5	3	One El	3:21.15	0:31.82	51.8 (600-400)	3:21.15	3:04.57 [4]	2:49.33 [4]	2:33.14 [4]	2:17.68 [4]	2:01.58 [4]	1:45.22 [4]	1:29.88 [4]
	(3)	C J DeFilippi	2.2L (+12)	0:43.94	600-400 (0:14.39)	(0:16.58)	(0:15.24)	(0:16.20)	(0:15.46)	(0:16.10)	(0:16.36)	(0:15.33)	(0:15.62)
6	4	Rachmaninov	3:21.19	0:31.47	52.0 (800-600)	3:21.19	3:04.86 [3]	2:49.72 [3]	2:33.54 [3]	2:18.15 [3]	2:01.98 [3]	1:45.67 [3]	1:30.13 [3]
	(U1)	John R Dunn	2.4L (+3)	0:43.91	800-600 (0:14.20)	(0:16.33)	(0:15.14)	(0:16.19)	(0:15.39)	(0:16.17)	(0:16.31)	(0:15.54)	(0:15.90)
7	8	Paris Prince	3:21.30	0:33.62	52.0 (200-0)	3:21.30	3:03.00 [8]	2:47.68 [8]	2:31.83 [8]	2:16.38 [8]	2:00.29 [8]	1:43.94 [8]	1:28.88 [8]
	(1)	S J Thornley	3.0L (+8)	0:43.62	800-600 (0:14.26)	(0:18.30)	(0:15.32)	(0:15.85)	(0:15.45)	(0:16.09)	(0:16.35)	(0:15.06)	(0:14.87)
8	2	Port Pegasus	3:21.64	0:31.08	51.6 (800-600)	3:21.64	3:05.99 [2]	2:50.56 [2]	2:34.30 [2]	2:18.93 [2]	2:02.77 [2]	1:46.58 [2]	1:31.04 [2]
	(2)	J C Morrison	5.0L (+0)	0:44.62	800-600 (0:14.24)	(0:15.65)	(0:15.43)	(0:16.26)	(0:15.37)	(0:16.16)	(0:16.19)	(0:15.55)	(0:15.99)
9	7	Wilma's Boy	3:21.98	0:32.19	52.9 (600-400)	3:21.98	3:05.04 [5]	2:49.79 [5]	2:33.62 [5]	2:18.18 [5]	2:02.08 [5]	1:45.72 [5]	1:30.38 [5]
	(U1)	R J Butt	6.9L (+16)	0:44.58	600-400 (0:14.16)	(0:16.94)	(0:15.25)	(0:16.17)	(0:15.44)	(0:16.10)	(0:16.36)	(0:15.34)	(0:15.58)

Report Created: Fri 19 June 2026

(Note: Races are conducted over an approximate distance as close as possible to the advertised distance, and recorded data may vary accordingly. Official times refer to race times only and do not include handicap times.)

[] Position in running at each section and finish TAB# Saddle cloth number
 -:-:- No data available at this section BAR# Barrier/Gate Position
 NA No data available DNF Did not finish
 DNT Did not track DT-W Distance travelled compared to winner in metres

Fastest split
 Fastest section



NZ Metropolitan Trotting Club Inc Harness
 Race 1: IRT. YOUR HORSE. OUR PASSION. HANDICAP TROT - 2600m
 19 June 2026 - 4:59PM



Weather: Cloudy

Field Times
 (Race Tempo) 1:14.45 0:58.37 0:44.15 0:29.29 0:14.75
 (0:16.08) (0:14.22) (0:14.86) (0:14.54) (0:14.75)

Rank	TAB#	Horse	Overall Time	First 400m	Top Speed km/h (Section)	L1000	L800	L600	L400	L200			
	(BAR#)	Driver	Margin (DT-W)	Last 600m	Fastest Section (Time)	1000 - 800	800 - 600	600 - 400	400 - 200	200 - Finish			
1	1	Playoffs	3:20.77	0:30.74	51.6 (2600 - 2400)	1:14.45 [1]	0:58.37 [1]	0:44.15 [1]	0:29.29 [1]	0:14.74 [2]			
	(1)	B N Orange		0:44.15	800-600 (0:14.22)	(0:16.08)	(0:14.22)	(0:14.86)	(0:14.55)	(0:14.74)			
2	5	Randel Huston P	3:20.94	0:33.08	53.4 (400-200)	1:13.07 [9]	0:57.18 [8]	0:42.89 [8]	0:28.76 [7]	0:14.62 [5]			
	(1)	S E O'Reilly	1.0L (+20)	0:42.89	600-400 (0:14.13)	(0:15.90)	(0:14.29)	(0:14.13)	(0:14.14)	(0:14.62)			
3	6	Brett's Mate	3:21.05	0:32.63	52.2 (600-400)	1:13.52 [7]	0:57.63 [6]	0:43.31 [7]	0:29.04 [5]	0:14.73 [4]			
	(2)	K G Cameron	1.6L (+16)	0:43.30	600-400 (0:14.27)	(0:15.89)	(0:14.32)	(0:14.27)	(0:14.30)	(0:14.73)			
4	9	Tyron Eros	3:21.14	0:34.23	53.0 (400-200)	1:13.37 [8]	0:57.31 [9]	0:42.92 [9]	0:28.40 [9]	0:14.26 [9]			
	(U1)	G D O'Reilly	2.1L (+13)	0:42.92	400-200 (0:14.13)	(0:16.06)	(0:14.39)	(0:14.53)	(0:14.13)	(0:14.26)			
5	3	One El	3:21.15	0:31.82	51.8 (600-400)	1:14.26 [3]	0:58.39 [2]	0:43.94 [3]	0:29.55 [3]	0:15.00 [3]			
	(3)	C J DeFilippi	2.2L (+12)	0:43.94	600-400 (0:14.39)	(0:15.87)	(0:14.45)	(0:14.39)	(0:14.55)	(0:15.00)			
6	4	Rachmaninov	3:21.19	0:31.47	52.0 (800-600)	1:14.23 [4]	0:58.11 [5]	0:43.91 [4]	0:29.02 [6]	0:14.63 [7]			
	(U1)	John R Dunn	2.4L (+3)	0:43.91	800-600 (0:14.20)	(0:16.12)	(0:14.20)	(0:14.89)	(0:14.39)	(0:14.63)			
7	8	Paris Prince	3:21.30	0:33.62	52.0 (200-0)	1:14.01 [6]	0:57.88 [7]	0:43.62 [6]	0:28.92 [8]	0:14.53 [8]			
	(1)	S J Thornley	3.0L (+8)	0:43.62	800-600 (0:14.26)	(0:16.13)	(0:14.26)	(0:14.70)	(0:14.39)	(0:14.53)			
8	2	Port Pegasus	3:21.64	0:31.08	51.6 (800-600)	1:15.04 [2]	0:58.85 [3]	0:44.62 [2]	0:29.86 [4]	0:15.22 [6]			
	(2)	J C Morrison	5.0L (+0)	0:44.62	800-600 (0:14.24)	(0:16.19)	(0:14.24)	(0:14.75)	(0:14.65)	(0:15.22)			
9	7	Wilma's Boy	3:21.98	0:32.19	52.9 (600-400)	1:14.80 [5]	0:58.91 [4]	0:44.58 [5]	0:30.42 [2]	0:15.96 [1]			
	(U1)	R J Butt	6.9L (+16)	0:44.58	600-400 (0:14.16)	(0:15.89)	(0:14.32)	(0:14.16)	(0:14.46)	(0:15.96)			

Report Created: Fri 19 June 2026

(Note: Races are conducted over an approximate distance as close as possible to the advertised distance, and recorded data may vary accordingly. Official times refer to race times only and do not include handicap times.)

[] Position in running at each section and finish TAB# Saddle cloth number

:-:-- No data available at this section

NA No data available

DNT Did not track

BAR# Barrier/Gate Position

DNF Did not finish

DT-W Distance travelled compared to winner in metres

Fastest split

Fastest section

Horse/Jockey Name	Playoffs/B N Orange
Finish Rank	1
Fastest Section Time (Section)	0:14.22 (800-600)
Top Speed [km/h] (Section)	51.6 (2600 - 2400)
Race State	Finished



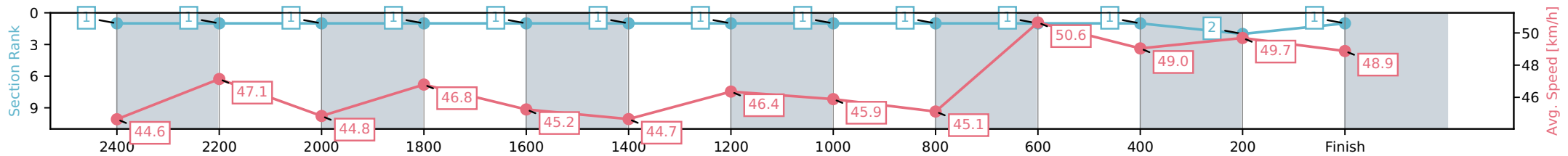
NZ Metropolitan Trotting Club Inc Harness
 Race 1: IRT. YOUR HORSE. OUR PASSION. HANDICAP
 TROT - 2600m



19 June 2026 - 4:59PM

Weather: Cloudy

Section	L2600	L2400	L2200	L2000	L1800	L1600	L1400	L1200	L1000	L800	L600	L400	L200
Section Times	3:20.77 (0:15.36)	3:05.41 [1] (0:15.38)	2:50.03 [1] (0:16.24)	2:33.80 [1] (0:15.38)	2:18.41 [1] (0:16.17)	2:02.24 [1] (0:16.32)	1:45.92 [1] (0:15.53)	1:30.39 [1] (0:15.94)	1:14.45 [1] (0:16.08)	0:58.37 [1] (0:14.22)	0:44.15 [1] (0:14.86)	0:29.29 [1] (0:14.55)	0:14.74 [2] (0:14.74)
Average Speed [km/h]	44.6	47.1	44.8	46.8	45.2	44.7	46.4	45.9	45.1	50.6	49.0	49.7	48.9
Top Speed [km/h]	51.6	49.7	47.1	47.5	46.4	46.0	46.6	46.5	47.5	51.6	49.9	50.7	51.1
Avg. Dist. to Rail [m]	3.2	1.1	1.5	2.6	2.7	1.7	4.0	1.9	1.5	3.3	2.2	1.0	2.6



[] Ranking at each section and finish
 -:-:- No data available at this section
 NA No data available

Horse/Jockey Name	Randel Huston P/S E O'Reilly
Finish Rank	2
Fastest Section Time (Section)	0:14.13 (600-400)
Top Speed [km/h] (Section)	53.4 (400-200)
Race State	Finished



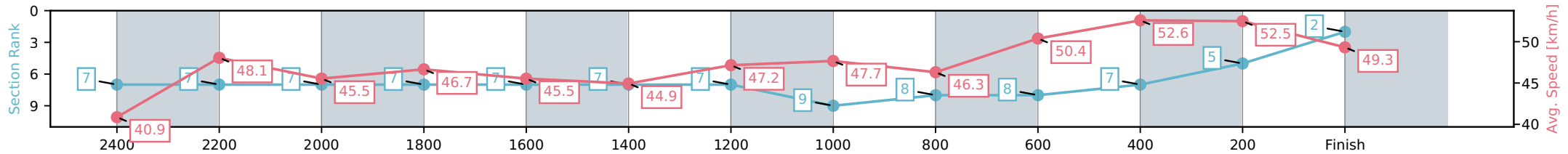
NZ Metropolitan Trotting Club Inc Harness
 Race 1: IRT. YOUR HORSE. OUR PASSION. HANDICAP
 TROT - 2600m



19 June 2026 - 4:59PM

Weather: Cloudy

Section	L2600	L2400	L2200	L2000	L1800	L1600	L1400	L1200	L1000	L800	L600	L400	L200
Section Times	3:20.94 (0:17.82)	3:03.12 [7] (0:15.26)	2:47.86 [7] (0:16.04)	2:31.82 [7] (0:15.44)	2:16.38 [7] (0:16.10)	2:00.28 [7] (0:16.36)	1:43.92 [7] (0:15.27)	1:28.65 [7] (0:15.58)	1:13.07 [9] (0:15.90)	0:57.18 [8] (0:14.29)	0:42.89 [8] (0:14.13)	0:28.76 [7] (0:14.14)	0:14.62 [5] (0:14.62)
Average Speed [km/h]	40.9	48.1	45.5	46.7	45.5	44.9	47.2	47.7	46.3	50.4	52.6	52.5	49.3
Top Speed [km/h]	50.0	49.7	48.1	48.0	47.3	47.5	48.6	48.5	48.1	51.3	53.3	53.4	51.7
Avg. Dist. to Rail [m]	4.9	2.6	2.2	3.5	3.2	3.0	6.6	3.8	3.4	5.4	4.7	5.1	9.7



[] Ranking at each section and finish
 -:-:- No data available at this section
 NA No data available

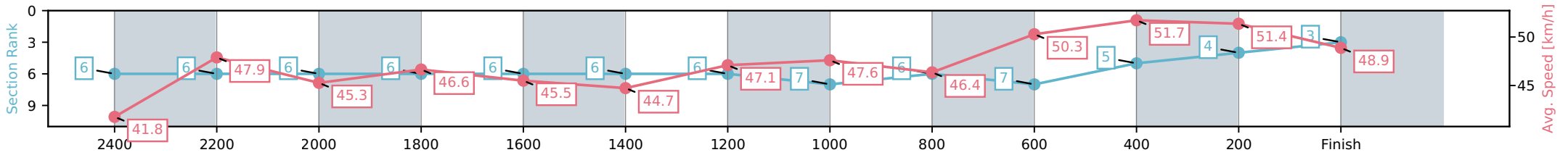
Horse/Jockey Name	Brett's Mate/K G Cameron
Finish Rank	3
Fastest Section Time (Section)	0:14.27 (600-400)
Top Speed [km/h] (Section)	52.2 (600-400)
Race State	Finished



NZ Metropolitan Trotting Club Inc Harness
 Race 1: IRT. YOUR HORSE. OUR PASSION. HANDICAP
 TROT - 2600m
 19 June 2026 - 4:59PM
 Weather: Cloudy



Section	L2600	L2400	L2200	L2000	L1800	L1600	L1400	L1200	L1000	L800	L600	L400	L200
Section Times	3:21.05 (0:17.37)	3:03.68 [6] (0:15.26)	2:48.42 [6] (0:16.12)	2:32.30 [6] (0:15.44)	2:16.86 [6] (0:16.09)	2:00.77 [6] (0:16.39)	1:44.38 [6] (0:15.29)	1:29.09 [6] (0:15.57)	1:13.52 [7] (0:15.89)	0:57.63 [6] (0:14.32)	0:43.31 [7] (0:14.27)	0:29.04 [5] (0:14.30)	0:14.73 [4] (0:14.73)
Average Speed [km/h]	41.8	47.9	45.3	46.6	45.5	44.7	47.1	47.6	46.4	50.3	51.7	51.4	48.9
Top Speed [km/h]	50.0	49.6	48.0	47.8	47.4	47.2	48.3	48.0	48.0	51.5	52.2	51.8	51.3
Avg. Dist. to Rail [m]	5.5	2.2	1.9	3.1	3.0	2.7	6.3	3.7	3.3	5.3	4.0	3.7	7.9



[] Ranking at each section and finish
 -:-:- No data available at this section
 NA No data available

Horse/Jockey Name	Tyron Eros/G D O'Reilly
Finish Rank	4
Fastest Section Time (Section)	0:14.13 (400-200)
Top Speed [km/h] (Section)	53.0 (400-200)
Race State	Finished



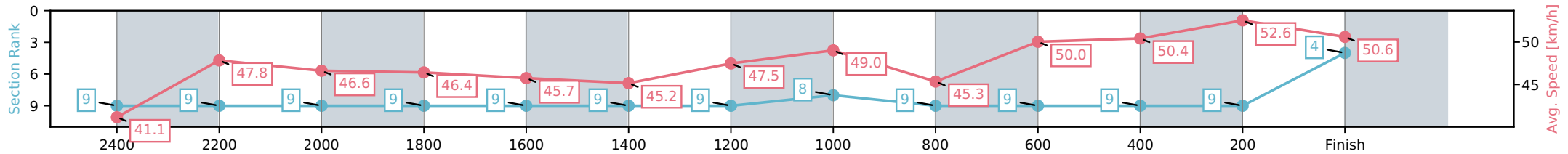
NZ Metropolitan Trotting Club Inc Harness
 Race 1: IRT. YOUR HORSE. OUR PASSION. HANDICAP
 TROT - 2600m



19 June 2026 - 4:59PM

Weather: Cloudy

Section	L2600	L2400	L2200	L2000	L1800	L1600	L1400	L1200	L1000	L800	L600	L400	L200
Section Times	3:21.14 (0:18.88)	3:02.26 [9] (0:15.35)	2:46.92 [9] (0:15.65)	2:31.27 [9] (0:15.52)	2:15.74 [9] (0:16.04)	1:59.71 [9] (0:16.30)	1:43.41 [9] (0:15.16)	1:28.25 [9] (0:14.87)	1:13.37 [8] (0:16.06)	0:57.31 [9] (0:14.39)	0:42.92 [9] (0:14.53)	0:28.40 [9] (0:14.13)	0:14.26 [9] (0:14.26)
Average Speed [km/h]	41.1	47.8	46.6	46.4	45.7	45.2	47.5	49.0	45.3	50.0	50.4	52.6	50.6
Top Speed [km/h]	48.6	48.8	48.3	48.0	47.9	47.6	49.9	49.9	47.9	51.1	51.8	53.0	52.6
Avg. Dist. to Rail [m]	12.1	2.8	2.2	3.7	3.4	3.0	5.2	1.6	1.8	3.4	2.7	5.3	11.1



- [] Ranking at each section and finish
- :-:- No data available at this section
- NA No data available

Horse/Jockey Name	One El/C J DeFilippi
Finish Rank	5
Fastest Section Time (Section)	0:14.39 (600-400)
Top Speed [km/h] (Section)	51.8 (600-400)
Race State	Finished



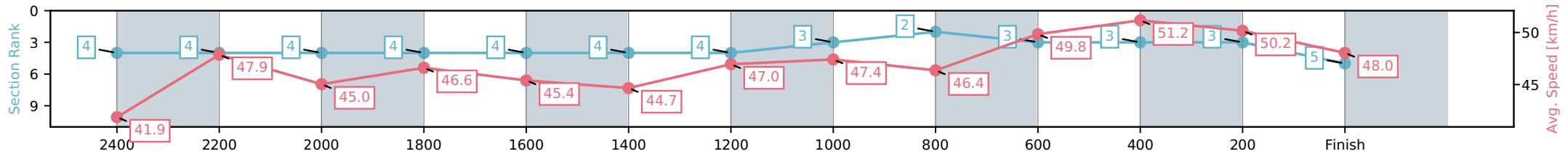
NZ Metropolitan Trotting Club Inc Harness
 Race 1: IRT. YOUR HORSE. OUR PASSION. HANDICAP
 TROT - 2600m



19 June 2026 - 4:59PM

Weather: Cloudy

Section	L2600	L2400	L2200	L2000	L1800	L1600	L1400	L1200	L1000	L800	L600	L400	L200
Section Times	3:21.15 (0:16.58)	3:04.57 [4] (0:15.24)	2:49.33 [4] (0:16.20)	2:33.14 [4] (0:15.46)	2:17.68 [4] (0:16.10)	2:01.58 [4] (0:16.36)	1:45.22 [4] (0:15.33)	1:29.88 [4] (0:15.62)	1:14.26 [3] (0:15.87)	0:58.39 [2] (0:14.45)	0:43.94 [3] (0:14.39)	0:29.55 [3] (0:14.55)	0:15.00 [3] (0:15.00)
Average Speed [km/h]	41.9	47.9	45.0	46.6	45.4	44.7	47.0	47.4	46.4	49.8	51.2	50.2	48.0
Top Speed [km/h]	50.0	49.7	47.7	47.3	46.7	46.5	47.7	47.6	47.8	50.4	51.8	51.4	49.6
Avg. Dist. to Rail [m]	6.3	1.8	2.0	3.0	2.7	2.1	5.1	3.5	3.2	5.1	3.7	2.2	3.4



- [] Ranking at each section and finish
- :-:- No data available at this section
- NA No data available

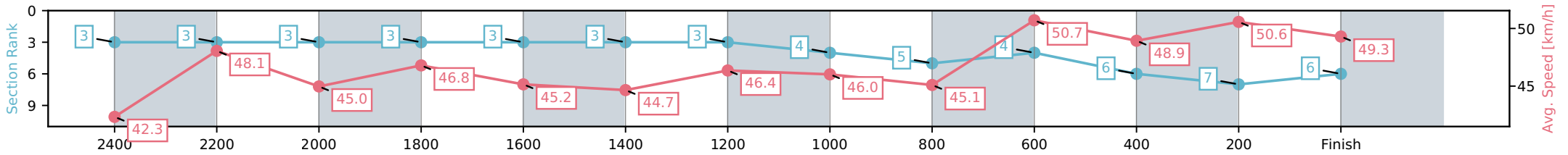
Horse/Jockey Name	Rachmaninov/John R Dunn
Finish Rank	6
Fastest Section Time (Section)	0:14.20 (800-600)
Top Speed [km/h] (Section)	52.0 (800-600)
Race State	Finished



NZ Metropolitan Trotting Club Inc Harness
 Race 1: IRT. YOUR HORSE. OUR PASSION. HANDICAP
 TROT - 2600m
 19 June 2026 - 4:59PM
 Weather: Cloudy



Section	L2600	L2400	L2200	L2000	L1800	L1600	L1400	L1200	L1000	L800	L600	L400	L200
Section Times	3:21.19 (0:16.33)	3:04.86 [3] (0:15.14)	2:49.72 [3] (0:16.19)	2:33.54 [3] (0:15.39)	2:18.15 [3] (0:16.17)	2:01.98 [3] (0:16.31)	1:45.67 [3] (0:15.54)	1:30.13 [3] (0:15.90)	1:14.23 [4] (0:16.12)	0:58.11 [5] (0:14.20)	0:43.91 [4] (0:14.89)	0:29.02 [6] (0:14.39)	0:14.63 [7] (0:14.63)
Average Speed [km/h]	42.3	48.1	45.0	46.8	45.2	44.7	46.4	46.0	45.1	50.7	48.9	50.6	49.3
Top Speed [km/h]	50.9	51.1	47.8	47.8	46.6	46.3	46.7	46.5	47.4	52.0	50.0	51.7	51.6
Avg. Dist. to Rail [m]	10.9	1.6	1.7	2.9	2.6	1.7	4.5	2.1	1.7	3.4	2.2	2.1	6.5



[] Ranking at each section and finish
 -:-:- No data available at this section
 NA No data available

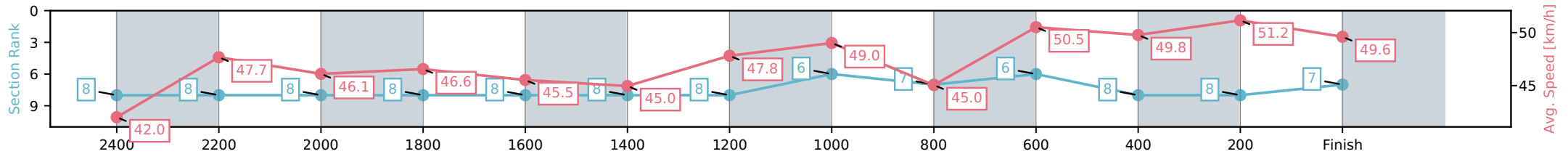
Horse/Jockey Name	Paris Prince/S J Thornley
Finish Rank	7
Fastest Section Time (Section)	0:14.26 (800-600)
Top Speed [km/h] (Section)	52.0 (200-0)
Race State	Finished



NZ Metropolitan Trotting Club Inc Harness
 Race 1: IRT. YOUR HORSE. OUR PASSION. HANDICAP
 TROT - 2600m
 19 June 2026 - 4:59PM
 Weather: Cloudy



Section	L2600	L2400	L2200	L2000	L1800	L1600	L1400	L1200	L1000	L800	L600	L400	L200
Section Times	3:21.30 (0:18.30)	3:03.00 [8] (0:15.32)	2:47.68 [8] (0:15.85)	2:31.83 [8] (0:15.45)	2:16.38 [8] (0:16.09)	2:00.29 [8] (0:16.35)	1:43.94 [8] (0:15.06)	1:28.88 [8] (0:14.87)	1:14.01 [6] (0:16.13)	0:57.88 [7] (0:14.26)	0:43.62 [6] (0:14.70)	0:28.92 [8] (0:14.39)	0:14.53 [8] (0:14.53)
Average Speed [km/h]	42.0	47.7	46.1	46.6	45.5	45.0	47.8	49.0	45.0	50.5	49.8	51.2	49.6
Top Speed [km/h]	48.9	48.9	48.4	48.1	47.4	47.4	50.9	51.6	47.2	51.8	51.0	51.8	52.0
Avg. Dist. to Rail [m]	6.2	2.1	2.1	3.1	3.0	2.9	6.0	1.7	1.5	3.2	2.6	3.8	8.8



- [] Ranking at each section and finish
- :-:- No data available at this section
- NA No data available

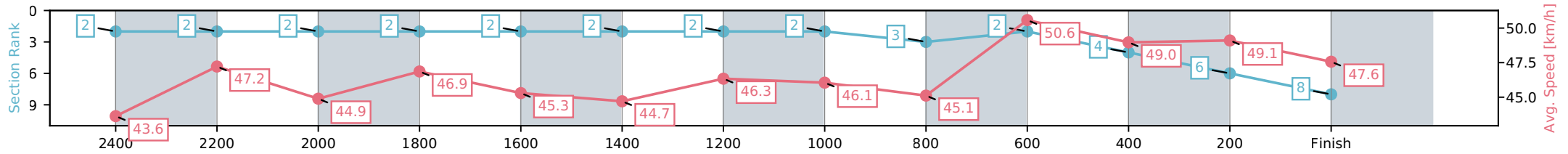
Horse/Jockey Name	Port Pegasus/J C Morrison
Finish Rank	8
Fastest Section Time (Section)	0:14.24 (800-600)
Top Speed [km/h] (Section)	51.6 (800-600)
Race State	Finished



NZ Metropolitan Trotting Club Inc Harness
 Race 1: IRT. YOUR HORSE. OUR PASSION. HANDICAP
 TROT - 2600m
 19 June 2026 - 4:59PM
 Weather: Cloudy



Section	L2600	L2400	L2200	L2000	L1800	L1600	L1400	L1200	L1000	L800	L600	L400	L200
Section Times	3:21.64 (0:15.65)	3:05.99 [2] (0:15.43)	2:50.56 [2] (0:16.26)	2:34.30 [2] (0:15.37)	2:18.93 [2] (0:16.16)	2:02.77 [2] (0:16.19)	1:46.58 [2] (0:15.55)	1:31.04 [2] (0:15.99)	1:15.04 [2] (0:16.19)	0:58.85 [3] (0:14.24)	0:44.62 [2] (0:14.75)	0:29.86 [4] (0:14.65)	0:15.22 [6] (0:15.22)
Average Speed [km/h]	43.6	47.2	44.9	46.9	45.3	44.7	46.3	46.1	45.1	50.6	49.0	49.1	47.6
Top Speed [km/h]	50.7	50.0	47.5	47.8	46.5	46.3	46.8	46.5	47.3	51.6	50.4	50.4	50.0
Avg. Dist. to Rail [m]	5.3	1.7	1.9	2.7	3.3	0.8	4.5	2.9	2.2	2.9	1.8	0.8	2.8



- [] Ranking at each section and finish
- :-:- No data available at this section
- NA No data available

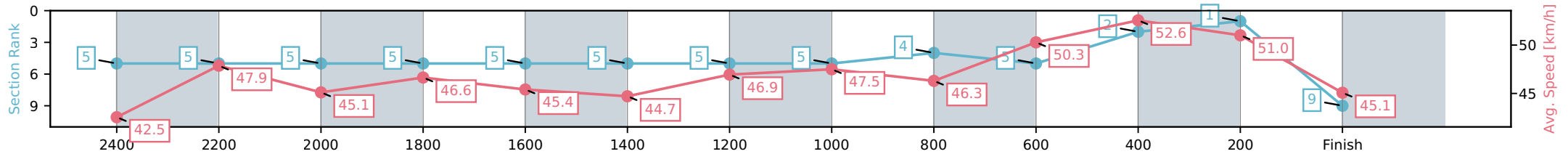
Horse/Jockey Name	Wilma's Boy/R J Butt
Finish Rank	9
Fastest Section Time (Section)	0:14.16 (600-400)
Top Speed [km/h] (Section)	52.9 (600-400)
Race State	Finished



NZ Metropolitan Trotting Club Inc Harness
 Race 1: IRT. YOUR HORSE. OUR PASSION. HANDICAP
 TROT - 2600m
 19 June 2026 - 4:59PM
 Weather: Cloudy



Section	L2600	L2400	L2200	L2000	L1800	L1600	L1400	L1200	L1000	L800	L600	L400	L200
Section Times	3:21.98 (0:16.94)	3:05.04 [5] (0:15.25)	2:49.79 [5] (0:16.17)	2:33.62 [5] (0:15.44)	2:18.18 [5] (0:16.10)	2:02.08 [5] (0:16.36)	1:45.72 [5] (0:15.34)	1:30.38 [5] (0:15.58)	1:14.80 [5] (0:15.89)	0:58.91 [4] (0:14.32)	0:44.58 [5] (0:14.16)	0:30.42 [2] (0:14.46)	0:15.96 [1] (0:15.96)
Average Speed [km/h]	42.5	47.9	45.1	46.6	45.4	44.7	46.9	47.5	46.3	50.3	52.6	51.0	45.1
Top Speed [km/h]	49.5	49.5	48.1	47.6	46.9	46.7	47.9	47.7	47.9	51.9	52.9	52.4	49.6
Avg. Dist. to Rail [m]	9.4	2.0	1.8	2.9	2.8	2.3	5.7	3.6	3.1	5.4	5.2	3.8	5.3



- [] Ranking at each section and finish
- :-:- No data available at this section
- NA No data available