



NZ Metropolitan Trotting Club Inc Harness
 Race 3: HOLMES CONSTRUCTION WAITAHA MOBILE TROT - 1980m
 19 June 2026 - 5:52PM



Weather: Cloudy

Field Times (Race Tempo) 2:29.89 (0:12.01) 2:17.88 (0:15.66) 2:02.21 (0:15.49) 1:46.72 (0:15.30) 1:31.42 (0:15.80) 1:15.62 (0:15.84) 0:59.77 (0:15.26) 0:44.51 (0:15.07)

Rank	TAB#	Horse	Overall Time	First 400m	Top Speed km/h (Section)	L1980	L1800	L1600	L1400	L1200	L1000	L800	L600
	(BAR#)	Driver	Margin (DT-W)	Last 600m	Fastest Section (Time)	Start - 1800	1800 - 1600	1600 - 1400	1400 - 1200	1200 - 1000	1000 - 800	800 - 600	600 - 400
1	5	Just For Today	2:29.89	0:30.53	51.5 (400-200)	2:29.89	2:17.26 [3]	2:01.39 [3]	1:45.84 [3]	1:30.68 [3]	1:14.79 [3]	0:59.04 [3]	0:44.03 [3]
	(5)	R T May		0:44.03	400-200 (0:14.41)	(0:12.63)	(0:15.87)	(0:15.55)	(0:15.17)	(0:15.89)	(0:15.74)	(0:15.01)	(0:14.76)
2	3	Regal Summit	2:30.23	0:29.82	52.5 (1980 - 1800)	2:30.23	2:18.22 [1]	2:02.55 [1]	1:47.06 [1]	1:31.76 [1]	1:15.96 [1]	1:00.12 [1]	0:44.85 [1]
	(3)	John R Dunn	1.9L (-4)	0:44.85	400-200 (0:14.66)	(0:12.01)	(0:15.66)	(0:15.49)	(0:15.30)	(0:15.80)	(0:15.84)	(0:15.26)	(0:15.07)
3	2	Neil William	2:30.37	0:30.25	52.5 (1980 - 1800)	2:30.37	2:18.16 [2]	2:02.28 [2]	1:46.80 [2]	1:31.55 [2]	1:15.72 [2]	0:59.90 [2]	0:44.66 [2]
	(2)	S M Payne	2.8L (-5)	0:44.66	400-200 (0:14.66)	(0:12.21)	(0:15.88)	(0:15.48)	(0:15.25)	(0:15.84)	(0:15.82)	(0:15.24)	(0:15.06)
4	9	Queensland Spirit	2:30.60	0:31.42	50.5 (200-0)	2:30.60	2:17.37 [6]	2:01.23 [5]	1:45.90 [5]	1:31.01 [5]	1:15.24 [4]	0:59.42 [4]	0:44.39 [4]
	(9)	B T Hope	4.1L (+8)	0:44.39	400-200 (0:14.69)	(0:13.23)	(0:16.13)	(0:15.34)	(0:14.89)	(0:15.77)	(0:15.82)	(0:15.02)	(0:14.93)
5	4	Dazzled	2:30.91	0:31.26	50.6 (400-200)	2:30.91	2:17.73 [5]	2:01.53 [6]	1:46.00 [6]	1:30.90 [7]	1:14.92 [7]	0:59.06 [7]	0:44.09 [7]
	(4)	R E Harrison	5.8L (-6)	0:44.08	400-200 (0:14.57)	(0:13.18)	(0:16.20)	(0:15.52)	(0:15.10)	(0:15.98)	(0:15.86)	(0:14.98)	(0:14.85)
6	7	Kings Choice	2:32.47	0:31.30	50.2 (600-400)	2:32.47	2:18.77 [7]	2:02.74 [7]	1:47.44 [7]	1:32.47 [6]	1:16.79 [6]	1:00.95 [6]	0:45.91 [6]
	(7)	Brad Williamson	14.8L (+15)	0:45.92	400-200 (0:14.88)	(0:13.70)	(0:16.03)	(0:15.30)	(0:14.97)	(0:15.68)	(0:15.84)	(0:15.04)	(0:14.96)
7	1	Danya	2:32.91	0:32.22	50.2 (1980 - 1800)	2:32.91	2:18.96 [8]	2:02.72 [8]	1:47.44 [8]	1:32.46 [8]	1:16.86 [8]	1:01.02 [8]	0:45.96 [8]
	(1)	R D Holmes	17.3L (+9)	0:45.96	1400-1200 (0:14.97)	(0:13.95)	(0:16.25)	(0:15.28)	(0:14.97)	(0:15.60)	(0:15.84)	(0:15.07)	(0:15.16)
8	6	Miss Maddie Maxie	2:33.70	0:31.19	50.8 (1980 - 1800)	2:33.70	2:20.82 [4]	2:04.66 [4]	1:49.20 [4]	1:34.18 [4]	1:18.25 [5]	1:02.47 [5]	0:47.47 [5]
	(6)	K G Cameron	21.8L (-8)	0:47.46	800-600 (0:15.00)	(0:12.88)	(0:16.16)	(0:15.46)	(0:15.02)	(0:15.92)	(0:15.78)	(0:15.00)	(0:15.20)

Scratched: Hadleymae (#8)

Report Created: Fri 19 June 2026

(Note: Races are conducted over an approximate distance as close as possible to the advertised distance, and recorded data may vary accordingly. Official times refer to race times only and do not include handicap times.)

[] Position in running at each section and finish
 -:--:-- No data available at this section
 NA No data available
 DNT Did not track

TAB# Saddle cloth number
 BAR# Barrier/Gate Position
 DNF Did not finish
 DT-W Distance travelled compared to winner in metres

Fastest split
 Fastest section

data processed by TRIPLESDATA



NZ Metropolitan Trotting Club Inc Harness
 Race 3: HOLMES CONSTRUCTION WAITAHA MOBILE TROT - 1980m
 19 June 2026 - 5:52PM



Weather: Cloudy

Field Times 0:29.44 0:14.86
 (Race Tempo) (0:14.58) (0:14.86)

Rank	TAB#	Horse	Overall Time	First 400m	Top Speed km/h (Section)	L400	L200						
	(BAR#)	Driver	Margin (DT-W)	Last 600m	Fastest Section (Time)	400 - 200	200 - Finish						
1	5	Just For Today	2:29.89	0:30.53	51.5 (400-200)	0:29.27 [2]	0:14.86 [1]						
	(5)	R T May		0:44.03	400-200 (0:14.41)	(0:14.41)	(0:14.86)						
2	3	Regal Summit	2:30.23	0:29.82	52.5 (1980 - 1800)	0:29.78 [1]	0:15.12 [2]						
	(3)	John R Dunn	1.9L (-4)	0:44.85	400-200 (0:14.66)	(0:14.66)	(0:15.12)						
3	2	Neil William	2:30.37	0:30.25	52.5 (1980 - 1800)	0:29.60 [3]	0:14.94 [3]						
	(2)	S M Payne	2.8L (-5)	0:44.66	400-200 (0:14.66)	(0:14.66)	(0:14.94)						
4	9	Queensland Spirit	2:30.60	0:31.42	50.5 (200-0)	0:29.46 [4]	0:14.77 [4]						
	(9)	B T Hope	4.1L (+8)	0:44.39	400-200 (0:14.69)	(0:14.69)	(0:14.77)						
5	4	Dazzled	2:30.91	0:31.26	50.6 (400-200)	0:29.23 [7]	0:14.66 [5]						
	(4)	R E Harrison	5.8L (-6)	0:44.08	400-200 (0:14.57)	(0:14.57)	(0:14.66)						
6	7	Kings Choice	2:32.47	0:31.30	50.2 (600-400)	0:30.96 [6]	0:16.08 [6]						
	(7)	Brad Williamson	14.8L (+15)	0:45.92	400-200 (0:14.88)	(0:14.88)	(0:16.08)						
7	1	Danya	2:32.91	0:32.22	50.2 (1980 - 1800)	0:30.80 [8]	0:15.76 [8]						
	(1)	R D Holmes	17.3L (+9)	0:45.96	1400-1200 (0:14.97)	(0:15.04)	(0:15.76)						
8	6	Miss Maddie Maxie	2:33.70	0:31.19	50.8 (1980 - 1800)	0:32.27 [5]	0:16.65 [7]						
	(6)	K G Cameron	21.8L (-8)	0:47.46	800-600 (0:15.00)	(0:15.61)	(0:16.65)						

Scratched: Hadleymae (#8)

Report Created: Fri 19 June 2026

(Note: Races are conducted over an approximate distance as close as possible to the advertised distance, and recorded data may vary accordingly. Official times refer to race times only and do not include handicap times.)

[] Position in running at each section and finish TAB# Saddle cloth number
 -:-:- No data available at this section BAR# Barrier/Gate Position
 NA No data available DNF Did not finish
 DNT Did not track DT-W Distance travelled compared to winner in metres

Fastest split
 Fastest section

data processed by  TRIPLES DATA

Horse/Jockey Name	Just For Today/R T May
Finish Rank	1
Fastest Section Time (Section)	0:14.41 (400-200)
Top Speed [km/h] (Section)	51.5 (400-200)
Race State	Finished



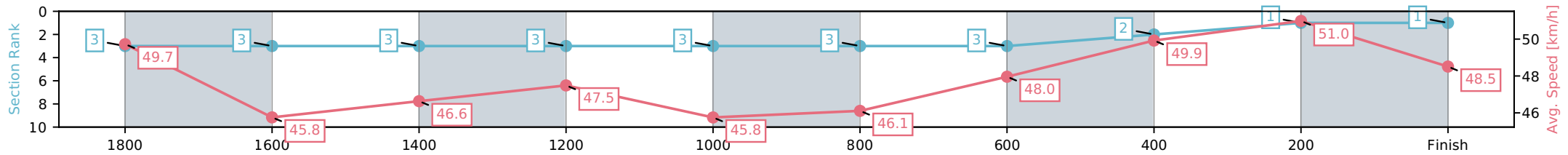
NZ Metropolitan Trotting Club Inc Harness
 Race 3: HOLMES CONSTRUCTION WAITAHA MOBILE TROT
 - 1980m



19 June 2026 - 5:52PM

Weather: Cloudy

Section	L1980	L1800	L1600	L1400	L1200	L1000	L800	L600	L400	L200
Section Times	2:29.89 (0:12.63)	2:17.26 [3] (0:15.87)	2:01.39 [3] (0:15.55)	1:45.84 [3] (0:15.17)	1:30.68 [3] (0:15.89)	1:14.79 [3] (0:15.74)	0:59.04 [3] (0:15.01)	0:44.03 [3] (0:14.76)	0:29.27 [2] (0:14.41)	0:14.86 [1] (0:14.86)
Average Speed [km/h]	49.7	45.8	46.6	47.5	45.8	46.1	48.0	49.9	51.0	48.5
Top Speed [km/h]	50.8	47.6	47.6	48.0	46.6	47.1	49.2	50.5	51.5	50.6
Avg. Dist. to Rail [m]	5.9	1.6	1.2	3.6	1.3	1.3	3.4	3.4	3.3	5.6



- [] Ranking at each section and finish
- :-:- No data available at this section
- NA No data available

Horse/Jockey Name	Regal Summit/John R Dunn
Finish Rank	2
Fastest Section Time (Section)	0:14.66 (400-200)
Top Speed [km/h] (Section)	52.5 (1980 - 1800)
Race State	Finished



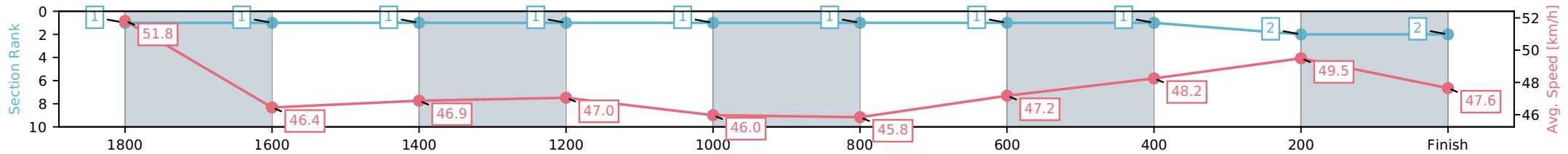
NZ Metropolitan Trotting Club Inc Harness
 Race 3: HOLMES CONSTRUCTION WAITAHA MOBILE TROT
 - 1980m



19 June 2026 - 5:52PM

Weather: Cloudy

Section	L1980	L1800	L1600	L1400	L1200	L1000	L800	L600	L400	L200
Section Times	2:30.23 (0:12.01)	2:18.22 [1] (0:15.66)	2:02.55 [1] (0:15.49)	1:47.06 [1] (0:15.30)	1:31.76 [1] (0:15.80)	1:15.96 [1] (0:15.84)	1:00.12 [1] (0:15.26)	0:44.85 [1] (0:15.07)	0:29.78 [1] (0:14.66)	0:15.12 [2] (0:15.12)
Average Speed [km/h]	51.8	46.4	46.9	47.0	46.0	45.8	47.2	48.2	49.5	47.6
Top Speed [km/h]	52.5	50.3	47.5	47.6	46.6	46.7	47.5	49.3	49.7	49.1
Avg. Dist. to Rail [m]	4.7	2.1	1.2	3.7	1.2	1.3	2.1	1.7	1.4	3.7



- [] Ranking at each section and finish
- :-:- No data available at this section
- NA No data available

Horse/Jockey Name	Neil William/S M Payne
Finish Rank	3
Fastest Section Time (Section)	0:14.66 (400-200)
Top Speed [km/h] (Section)	52.5 (1980 - 1800)
Race State	Finished



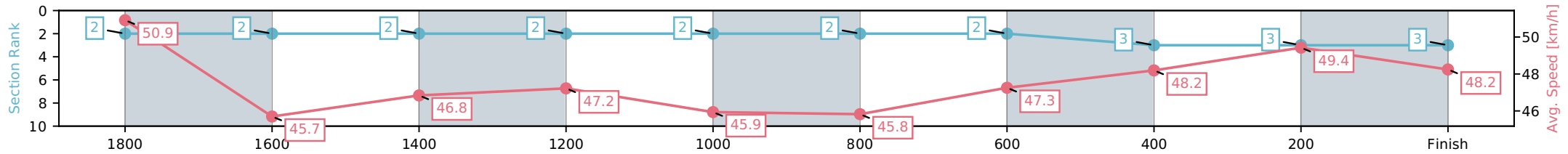
NZ Metropolitan Trotting Club Inc Harness
 Race 3: HOLMES CONSTRUCTION WAITAHA MOBILE TROT
 - 1980m



19 June 2026 - 5:52PM

Weather: Cloudy

Section	L1980	L1800	L1600	L1400	L1200	L1000	L800	L600	L400	L200
Section Times	2:30.37 (0:12.21)	2:18.16 [2] (0:15.88)	2:02.28 [2] (0:15.48)	1:46.80 [2] (0:15.25)	1:31.55 [2] (0:15.84)	1:15.72 [2] (0:15.82)	0:59.90 [2] (0:15.24)	0:44.66 [2] (0:15.06)	0:29.60 [3] (0:14.66)	0:14.94 [3] (0:14.94)
Average Speed [km/h]	50.9	45.7	46.8	47.2	45.9	45.8	47.3	48.2	49.4	48.2
Top Speed [km/h]	52.5	47.8	48.0	47.8	46.6	46.8	47.7	49.2	49.5	49.5
Avg. Dist. to Rail [m]	3.2	1.5	1.2	4.0	1.3	1.3	2.3	1.5	1.1	1.9



- [] Ranking at each section and finish
- :-:- No data available at this section
- NA No data available

Horse/Jockey Name	Queensland Spirit/B T Hope
Finish Rank	4
Fastest Section Time (Section)	0:14.69 (400-200)
Top Speed [km/h] (Section)	50.5 (200-0)
Race State	Finished



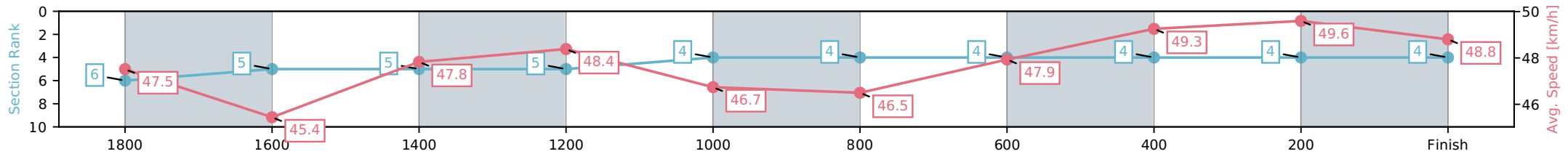
NZ Metropolitan Trotting Club Inc Harness
 Race 3: HOLMES CONSTRUCTION WAITAHA MOBILE TROT
 - 1980m



19 June 2026 - 5:52PM

Weather: Cloudy

Section	L1980	L1800	L1600	L1400	L1200	L1000	L800	L600	L400	L200
Section Times	2:30.60 (0:13.23)	2:17.37 [6] (0:16.13)	2:01.23 [5] (0:15.34)	1:45.90 [5] (0:14.89)	1:31.01 [5] (0:15.77)	1:15.24 [4] (0:15.82)	0:59.42 [4] (0:15.02)	0:44.39 [4] (0:14.93)	0:29.46 [4] (0:14.69)	0:14.77 [4] (0:14.77)
Average Speed [km/h]	47.5	45.4	47.8	48.4	46.7	46.5	47.9	49.3	49.6	48.8
Top Speed [km/h]	49.5	46.2	49.3	49.2	47.2	47.1	49.0	49.9	50.5	50.5
Avg. Dist. to Rail [m]	8.6	2.9	2.6	5.3	3.0	2.9	3.5	3.1	2.0	4.9



- [] Ranking at each section and finish
- :-:- No data available at this section
- NA No data available

Horse/Jockey Name	Dazzled/R E Harrison
Finish Rank	5
Fastest Section Time (Section)	0:14.57 (400-200)
Top Speed [km/h] (Section)	50.6 (400-200)
Race State	Finished



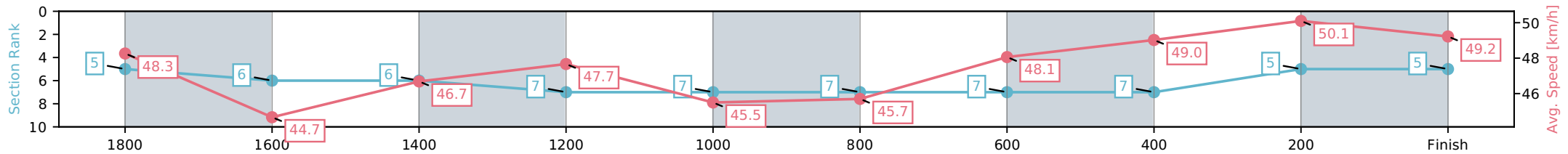
NZ Metropolitan Trotting Club Inc Harness
 Race 3: HOLMES CONSTRUCTION WAITAHA MOBILE TROT
 - 1980m



19 June 2026 - 5:52PM

Weather: Cloudy

Section	L1980	L1800	L1600	L1400	L1200	L1000	L800	L600	L400	L200
Section Times	2:30.91 (0:13.18)	2:17.73 [5] (0:16.20)	2:01.53 [6] (0:15.52)	1:46.00 [6] (0:15.10)	1:30.90 [7] (0:15.98)	1:14.92 [7] (0:15.86)	0:59.06 [7] (0:14.98)	0:44.09 [7] (0:14.85)	0:29.23 [7] (0:14.57)	0:14.66 [5] (0:14.66)
Average Speed [km/h]	48.3	44.7	46.7	47.7	45.5	45.7	48.1	49.0	50.1	49.2
Top Speed [km/h]	48.6	47.2	48.0	48.3	47.2	46.7	49.2	49.5	50.6	50.1
Avg. Dist. to Rail [m]	5.2	1.1	1.1	3.8	1.2	1.1	1.6	1.6	2.5	6.4



- [] Ranking at each section and finish
- :-:- No data available at this section
- NA No data available

Horse/Jockey Name	Kings Choice/Brad Williamson
Finish Rank	6
Fastest Section Time (Section)	0:14.88 (400-200)
Top Speed [km/h] (Section)	50.2 (600-400)
Race State	Finished



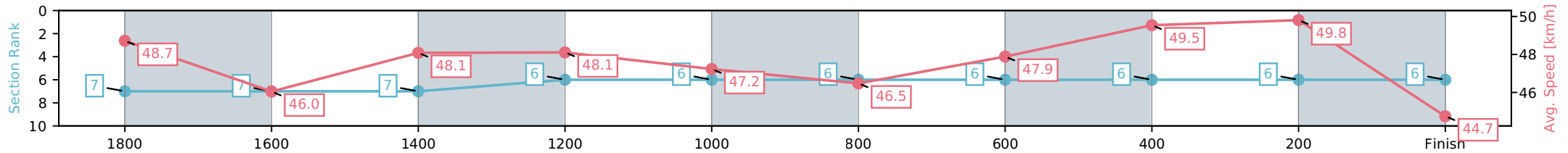
NZ Metropolitan Trotting Club Inc Harness
 Race 3: HOLMES CONSTRUCTION WAITAHA MOBILE TROT
 - 1980m



19 June 2026 - 5:52PM

Weather: Cloudy

Section	L1980	L1800	L1600	L1400	L1200	L1000	L800	L600	L400	L200
Section Times	2:32.47 (0:13.70)	2:18.77 [7] (0:16.03)	2:02.74 [7] (0:15.30)	1:47.44 [7] (0:14.97)	1:32.47 [6] (0:15.68)	1:16.79 [6] (0:15.84)	1:00.95 [6] (0:15.04)	0:45.91 [6] (0:14.96)	0:30.96 [6] (0:14.88)	0:16.08 [6] (0:16.08)
Average Speed [km/h]	48.7	46.0	48.1	48.1	47.2	46.5	47.9	49.5	49.8	44.7
Top Speed [km/h]	49.5	47.6	49.3	48.6	47.8	47.2	49.0	50.2	50.2	48.8
Avg. Dist. to Rail [m]	9.4	4.3	3.0	6.2	3.6	3.0	4.2	4.1	4.4	8.3



- [] Ranking at each section and finish
- :-:- No data available at this section
- NA No data available

Horse/Jockey Name	Danya/R D Holmes
Finish Rank	7
Fastest Section Time (Section)	0:14.97 (1400-1200)
Top Speed [km/h] (Section)	50.2 (1980 - 1800)
Race State	Finished



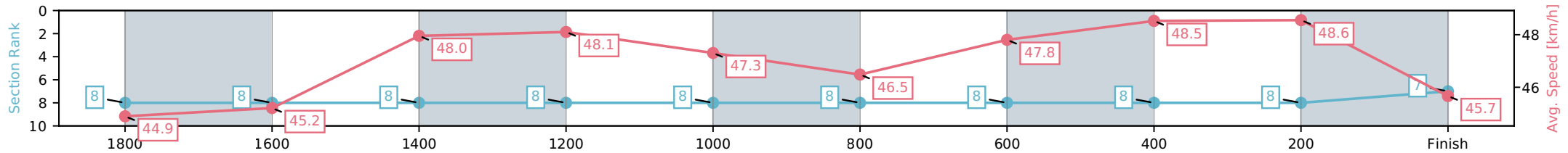
NZ Metropolitan Trotting Club Inc Harness
 Race 3: HOLMES CONSTRUCTION WAITAHA MOBILE TROT
 - 1980m



19 June 2026 - 5:52PM

Weather: Cloudy

Section	L1980	L1800	L1600	L1400	L1200	L1000	L800	L600	L400	L200
Section Times	2:32.91 (0:13.95)	2:18.96 [8] (0:16.25)	2:02.72 [8] (0:15.28)	1:47.44 [8] (0:14.97)	1:32.46 [8] (0:15.60)	1:16.86 [8] (0:15.84)	1:01.02 [8] (0:15.07)	0:45.96 [8] (0:15.16)	0:30.80 [8] (0:15.04)	0:15.76 [8] (0:15.76)
Average Speed [km/h]	44.9	45.2	48.0	48.1	47.3	46.5	47.8	48.5	48.6	45.7
Top Speed [km/h]	50.2	47.4	48.7	48.8	47.8	47.8	48.5	48.7	48.8	48.3
Avg. Dist. to Rail [m]	2.6	3.3	2.6	5.7	3.1	3.2	4.6	3.4	2.4	6.0



- [] Ranking at each section and finish
- :-:- No data available at this section
- NA No data available

Horse/Jockey Name	Miss Maddie Maxie/K G Cameron
Finish Rank	8
Fastest Section Time (Section)	0:15.00 (800-600)
Top Speed [km/h] (Section)	50.8 (1980 - 1800)
Race State	Finished

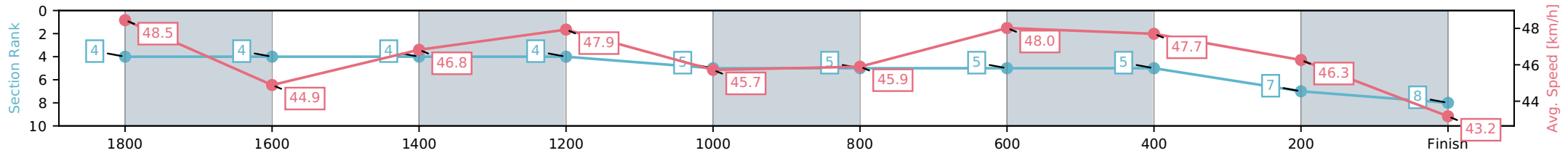


NZ Metropolitan Trotting Club Inc Harness
 Race 3: HOLMES CONSTRUCTION WAITAHA MOBILE TROT
 - 1980m



19 June 2026 - 5:52PM
 Weather: Cloudy

Section	L1980	L1800	L1600	L1400	L1200	L1000	L800	L600	L400	L200
Section Times	2:33.70 (0:12.88)	2:20.82 [4] (0:16.16)	2:04.66 [4] (0:15.46)	1:49.20 [4] (0:15.02)	1:34.18 [4] (0:15.92)	1:18.25 [5] (0:15.78)	1:02.47 [5] (0:15.00)	0:47.47 [5] (0:15.20)	0:32.27 [5] (0:15.61)	0:16.65 [7] (0:16.65)
Average Speed [km/h]	48.5	44.9	46.8	47.9	45.7	45.9	48.0	47.7	46.3	43.2
Top Speed [km/h]	50.8	46.1	47.9	48.8	46.2	46.8	48.7	48.0	47.8	45.2
Avg. Dist. to Rail [m]	7.7	1.6	1.0	3.7	1.4	1.0	1.3	1.2	0.9	2.6



- [] Ranking at each section and finish
- :-:- No data available at this section
- NA No data available