



NZ Metropolitan Trotting Club Inc Harness
 Race 4: BETTOR'S DELIGHT 'THE KING' MOBILE PACE - 1980m
 19 June 2026 - 6:23PM



Weather: Fine

Field Times (Race Tempo) 2:23.63 (0:11.33) 2:12.30 (0:14.65) 1:57.65 (0:15.17) 1:42.48 (0:15.01) 1:27.47 (0:15.27) 1:12.19 (0:15.18) 0:57.01 (0:14.90) 0:42.11 (0:14.37)

Rank	TAB#	Horse	Overall Time	First 400m	Top Speed km/h (Section)	L1980	L1800	L1600	L1400	L1200	L1000	L800	L600
	(BAR#)	Driver	Margin (DT-W)	Last 600m	Fastest Section (Time)	Start - 1800	1800 - 1600	1600 - 1400	1400 - 1200	1200 - 1000	1000 - 800	800 - 600	600 - 400
1	6	Franco Harlem	2:23.63	0:28.03	56.2 (1980 - 1800)	2:23.63	2:12.30 [1]	1:57.65 [1]	1:42.48 [1]	1:27.46 [1]	1:12.20 [1]	0:57.01 [1]	0:42.11 [1]
	(6)	John R Dunn		0:42.12	400-200 (0:13.59)	(0:11.33)	(0:14.65)	(0:15.17)	(0:15.01)	(0:15.27)	(0:15.18)	(0:14.90)	(0:14.37)
2	1	Dragon Ball	2:25.11	0:28.77	55.5 (1980 - 1800)	2:25.11	2:13.40 [3]	1:58.29 [3]	1:43.03 [3]	1:28.01 [3]	1:13.06 [4]	0:57.95 [4]	0:43.08 [5]
	(1)	J W Cox	8.4L (+2)	0:43.08	200-0 (0:13.89)	(0:11.71)	(0:15.11)	(0:15.27)	(0:15.02)	(0:14.95)	(0:15.11)	(0:14.87)	(0:14.73)
3	3	Suzy Franco	2:25.50	0:28.39	56.6 (1980 - 1800)	2:25.50	2:14.15 [2]	1:59.18 [2]	1:43.98 [2]	1:28.95 [2]	1:13.76 [2]	0:58.66 [2]	0:43.78 [3]
	(3)	G N Thornley	10.7L (-1)	0:43.78	400-200 (0:14.51)	(0:11.35)	(0:14.97)	(0:15.20)	(0:15.03)	(0:15.19)	(0:15.10)	(0:14.88)	(0:14.75)
4	5	Buster Douglas	2:25.62	0:29.27	52.5 (1980 - 1800)	2:25.62	2:13.52 [7]	1:58.34 [5]	1:43.15 [5]	1:28.14 [6]	1:13.24 [6]	0:58.15 [6]	0:43.29 [7]
	(5)	B N Orange	11.3L (+2)	0:43.30	200-0 (0:14.02)	(0:12.10)	(0:15.18)	(0:15.19)	(0:15.00)	(0:14.91)	(0:15.09)	(0:14.85)	(0:14.76)
5	4	Bonjour Miki	2:25.97	0:29.29	55.2 (1980 - 1800)	2:25.97	2:14.19 [4]	1:58.62 [6]	1:43.25 [6]	1:28.75 [4]	1:14.13 [3]	0:59.11 [3]	0:44.37 [2]
	(4)	Craig D Thornley	13.4L (+17)	0:44.37	1400-1200 (0:14.50)	(0:11.78)	(0:15.57)	(0:15.36)	(0:14.50)	(0:14.62)	(0:15.01)	(0:14.75)	(0:14.95)
6	9	Crunchy Granola	2:26.41	0:29.49	54.4 (1980 - 1800)	2:26.41	2:14.15 [8]	1:58.73 [8]	1:43.36 [7]	1:28.68 [7]	1:13.92 [7]	0:58.94 [6]	0:44.15 [6]
	(9)	J C Morrison	15.9L (+20)	0:44.16	400-200 (0:14.55)	(0:12.26)	(0:15.42)	(0:15.37)	(0:14.68)	(0:14.76)	(0:14.98)	(0:14.78)	(0:14.92)
7	7	Let It Rip	2:26.44	0:29.79	53.9 (1980 - 1800)	2:26.44	2:14.63 [5]	1:58.77 [7]	1:43.08 [8]	1:28.32 [8]	1:13.55 [8]	0:58.64 [8]	0:43.84 [8]
	(7)	R T May	16.0L (+22)	0:43.85	200-0 (0:14.38)	(0:11.81)	(0:15.86)	(0:15.69)	(0:14.76)	(0:14.77)	(0:14.90)	(0:14.80)	(0:14.96)
8	2	Kiwi Can Do	2:26.49	0:28.87	54.0 (1980 - 1800)	2:26.49	2:14.56 [6]	1:59.54 [4]	1:44.21 [4]	1:29.20 [5]	1:14.27 [5]	0:59.26 [5]	0:44.48 [4]
	(2)	R D Holmes	16.3L (+12)	0:44.47	400-200 (0:14.71)	(0:11.93)	(0:15.02)	(0:15.33)	(0:15.01)	(0:14.93)	(0:15.01)	(0:14.78)	(0:14.86)
9	8	Mikime	2:37.58	0:37.19	49.0 (800-600)	2:37.58	2:17.35 [9]	2:01.94 [9]	1:46.73 [9]	1:31.80 [9]	1:16.36 [9]	1:00.95 [9]	0:46.08 [9]
	(8)	K G Cameron	79.7L (+2)	0:46.07	800-600 (0:14.88)	(0:20.23)	(0:15.41)	(0:15.21)	(0:14.93)	(0:15.45)	(0:15.40)	(0:14.88)	(0:15.24)

Report Created: Fri 19 June 2026

(Note: Races are conducted over an approximate distance as close as possible to the advertised distance, and recorded data may vary accordingly. Official times refer to race times only and do not include handicap times.)

[] Position in running at each section and finish TAB# Saddle cloth number

:-:-- No data available at this section

NA No data available

DNT Did not track

BAR# Barrier/Gate Position

DNF Did not finish

DT-W Distance travelled compared to winner in metres

Fastest split

Fastest section



NZ Metropolitan Trotting Club Inc Harness
 Race 4: BETTOR'S DELIGHT 'THE KING' MOBILE PACE - 1980m
 19 June 2026 - 6:23PM



Weather: Fine

Field Times 0:27.74 0:14.15
 (Race Tempo) (0:13.59) (0:14.15)

Rank	TAB#	Horse	Overall Time	First 400m	Top Speed km/h (Section)	L400	L200						
	(BAR#)	Driver	Margin (DT-W)	Last 600m	Fastest Section (Time)	400 - 200	200 - Finish						
1	6	Franco Harlem	2:23.63	0:28.03	56.2 (1980 - 1800)	0:27.74 [1]	0:14.16 [1]						
	(6)	John R Dunn		0:42.12	400-200 (0:13.59)	(0:13.59)	(0:14.16)						
2	1	Dragon Ball	2:25.11	0:28.77	55.5 (1980 - 1800)	0:28.35 [4]	0:13.89 [4]						
	(1)	J W Cox	8.4L (+2)	0:43.08	200-0 (0:13.89)	(0:14.46)	(0:13.89)						
3	3	Suzy Franco	2:25.50	0:28.39	56.6 (1980 - 1800)	0:29.03 [2]	0:14.52 [2]						
	(3)	G N Thornley	10.7L (-1)	0:43.78	400-200 (0:14.51)	(0:14.51)	(0:14.52)						
4	5	Buster Douglas	2:25.62	0:29.27	52.5 (1980 - 1800)	0:28.54 [6]	0:14.02 [6]						
	(5)	B N Orange	11.3L (+2)	0:43.30	200-0 (0:14.02)	(0:14.52)	(0:14.02)						
5	4	Bonjour Miki	2:25.97	0:29.29	55.2 (1980 - 1800)	0:29.42 [3]	0:14.81 [3]						
	(4)	Craig D Thornley	13.4L (+17)	0:44.37	1400-1200 (0:14.50)	(0:14.61)	(0:14.81)						
6	9	Crunchy Granola	2:26.41	0:29.49	54.4 (1980 - 1800)	0:29.24 [7]	0:14.69 [7]						
	(9)	J C Morrison	15.9L (+20)	0:44.16	400-200 (0:14.55)	(0:14.55)	(0:14.69)						
7	7	Let It Rip	2:26.44	0:29.79	53.9 (1980 - 1800)	0:28.89 [8]	0:14.38 [8]						
	(7)	R T May	16.0L (+22)	0:43.85	200-0 (0:14.38)	(0:14.51)	(0:14.38)						
8	2	Kiwi Can Do	2:26.49	0:28.87	54.0 (1980 - 1800)	0:29.61 [5]	0:14.90 [5]						
	(2)	R D Holmes	16.3L (+12)	0:44.47	400-200 (0:14.71)	(0:14.71)	(0:14.90)						
9	8	Mikime	2:37.58	0:37.19	49.0 (800-600)	0:30.84 [9]	0:15.49 [9]						
	(8)	K G Cameron	79.7L (+2)	0:46.07	800-600 (0:14.88)	(0:15.34)	(0:15.49)						

Report Created: Fri 19 June 2026

(Note: Races are conducted over an approximate distance as close as possible to the advertised distance, and recorded data may vary accordingly. Official times refer to race times only and do not include handicap times.)

[] Position in running at each section and finish TAB# Saddle cloth number
 -:-:- No data available at this section BAR# Barrier/Gate Position
 NA No data available DNF Did not finish
 DNT Did not track DT-W Distance travelled compared to winner in metres

Fastest split
 Fastest section

Horse/Jockey Name	Franco Harlem/John R Dunn
Finish Rank	1
Fastest Section Time (Section)	0:13.59 (400-200)
Top Speed [km/h] (Section)	56.2 (1980 - 1800)
Race State	Finished



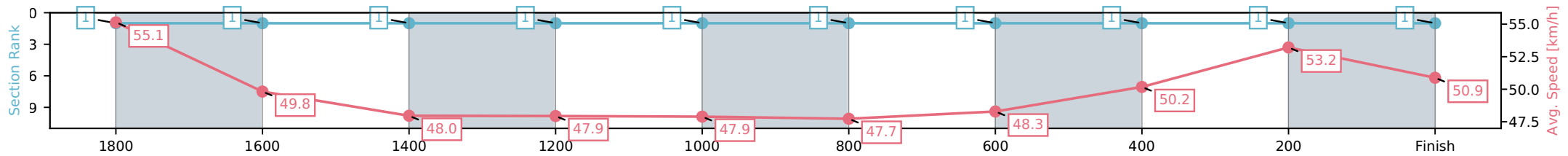
NZ Metropolitan Trotting Club Inc Harness
 Race 4: BETTOR'S DELIGHT 'THE KING' MOBILE PACE - 1980m



19 June 2026 - 6:23PM

Weather: Fine

Section	L1980	L1800	L1600	L1400	L1200	L1000	L800	L600	L400	L200
Section Times	2:23.63 (0:11.33)	2:12.30 [1] (0:14.65)	1:57.65 [1] (0:15.17)	1:42.48 [1] (0:15.01)	1:27.46 [1] (0:15.27)	1:12.20 [1] (0:15.18)	0:57.01 [1] (0:14.90)	0:42.11 [1] (0:14.37)	0:27.74 [1] (0:13.59)	0:14.16 [1] (0:14.16)
Average Speed [km/h]	55.1	49.8	48.0	47.9	47.9	47.7	48.3	50.2	53.2	50.9
Top Speed [km/h]	56.2	53.5	48.6	48.5	48.4	48.5	48.7	52.8	53.6	52.2
Avg. Dist. to Rail [m]	8.1	2.8	1.7	4.4	1.8	1.5	2.2	1.3	1.5	5.2



- [] Ranking at each section and finish
- :-:- No data available at this section
- NA No data available

Horse/Jockey Name	Dragon Ball/J W Cox
Finish Rank	2
Fastest Section Time (Section)	0:13.89 (200-0)
Top Speed [km/h] (Section)	55.5 (1980 - 1800)
Race State	Finished



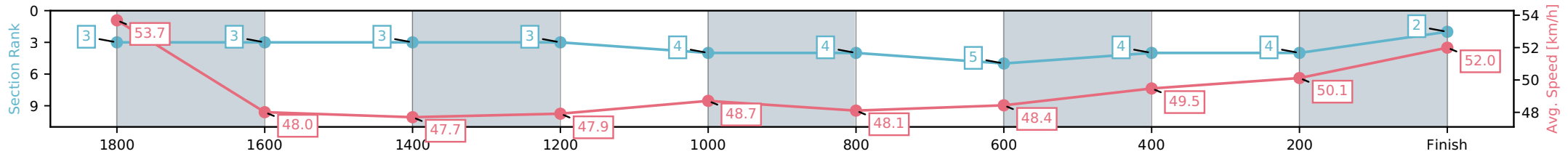
NZ Metropolitan Trotting Club Inc Harness
 Race 4: BETTOR'S DELIGHT 'THE KING' MOBILE PACE - 1980m



19 June 2026 - 6:23PM

Weather: Fine

Section	L1980	L1800	L1600	L1400	L1200	L1000	L800	L600	L400	L200
Section Times	2:25.11 (0:11.71)	2:13.40 [3] (0:15.11)	1:58.29 [3] (0:15.27)	1:43.03 [3] (0:15.02)	1:28.01 [3] (0:14.95)	1:13.06 [4] (0:15.11)	0:57.95 [4] (0:14.87)	0:43.08 [5] (0:14.73)	0:28.35 [4] (0:14.46)	0:13.89 [4] (0:13.89)
Average Speed [km/h]	53.7	48.0	47.7	47.9	48.7	48.1	48.4	49.5	50.1	52.0
Top Speed [km/h]	55.5	51.3	48.0	49.1	50.0	49.0	49.2	50.8	52.5	53.4
Avg. Dist. to Rail [m]	1.4	1.3	1.8	4.3	1.5	1.6	2.9	2.2	1.1	3.2



- [] Ranking at each section and finish
- :-:- No data available at this section
- NA No data available

Horse/Jockey Name	Suzy Franco/G N Thornley
Finish Rank	3
Fastest Section Time (Section)	0:14.51 (400-200)
Top Speed [km/h] (Section)	56.6 (1980 - 1800)
Race State	Finished



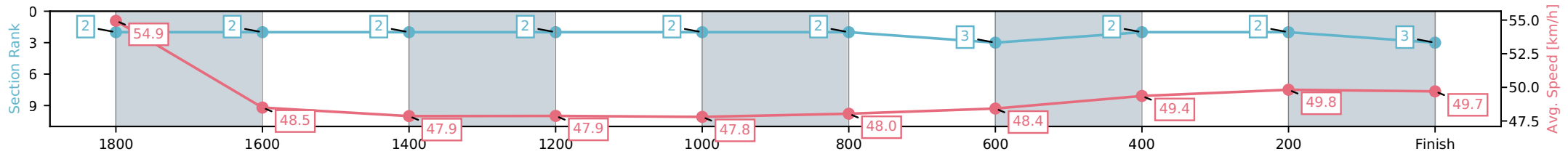
NZ Metropolitan Trotting Club Inc Harness
 Race 4: BETTOR'S DELIGHT 'THE KING' MOBILE PACE - 1980m



19 June 2026 - 6:23PM

Weather: Fine

Section	L1980	L1800	L1600	L1400	L1200	L1000	L800	L600	L400	L200
Section Times	2:25.50 (0:11.35)	2:14.15 [2] (0:14.97)	1:59.18 [2] (0:15.20)	1:43.98 [2] (0:15.03)	1:28.95 [2] (0:15.19)	1:13.76 [2] (0:15.10)	0:58.66 [2] (0:14.88)	0:43.78 [3] (0:14.75)	0:29.03 [2] (0:14.51)	0:14.52 [2] (0:14.52)
Average Speed [km/h]	54.9	48.5	47.9	47.9	47.8	48.0	48.4	49.4	49.8	49.7
Top Speed [km/h]	56.6	52.7	48.6	48.2	48.5	49.0	49.0	50.2	50.6	50.7
Avg. Dist. to Rail [m]	4.7	1.5	1.6	4.6	1.2	1.6	2.9	2.0	1.2	6.0



- [] Ranking at each section and finish
- :-:- No data available at this section
- NA No data available

Horse/Jockey Name	Buster Douglas/B N Orange
Finish Rank	4
Fastest Section Time (Section)	0:14.02 (200-0)
Top Speed [km/h] (Section)	52.5 (1980 - 1800)
Race State	Finished



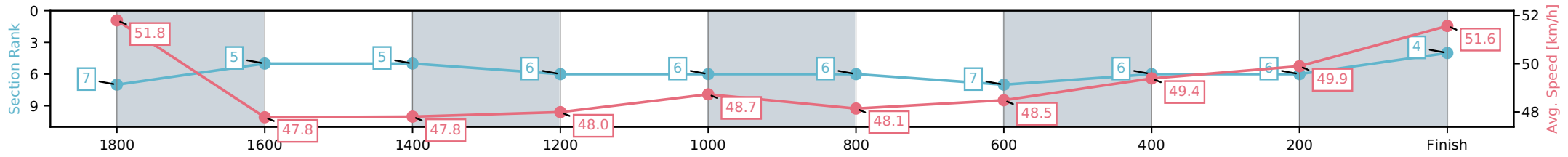
NZ Metropolitan Trotting Club Inc Harness
 Race 4: BETTOR'S DELIGHT 'THE KING' MOBILE PACE - 1980m



19 June 2026 - 6:23PM

Weather: Fine

Section	L1980	L1800	L1600	L1400	L1200	L1000	L800	L600	L400	L200
Section Times	2:25.62 (0:12.10)	2:13.52 [7] (0:15.18)	1:58.34 [5] (0:15.19)	1:43.15 [5] (0:15.00)	1:28.14 [6] (0:14.91)	1:13.24 [6] (0:15.09)	0:58.15 [6] (0:14.85)	0:43.29 [7] (0:14.76)	0:28.54 [6] (0:14.52)	0:14.02 [6] (0:14.02)
Average Speed [km/h]	51.8	47.8	47.8	48.0	48.7	48.1	48.5	49.4	49.9	51.6
Top Speed [km/h]	52.5	51.3	48.3	49.0	49.6	49.3	49.4	51.2	51.6	52.5
Avg. Dist. to Rail [m]	7.7	1.7	1.3	3.9	1.2	1.5	2.8	2.1	1.2	4.3



[] Ranking at each section and finish
 -:-:- No data available at this section
 NA No data available

Horse/Jockey Name	Bonjour Miki/Craig D Thornley
Finish Rank	5
Fastest Section Time (Section)	0:14.50 (1400-1200)
Top Speed [km/h] (Section)	55.2 (1980 - 1800)
Race State	Finished



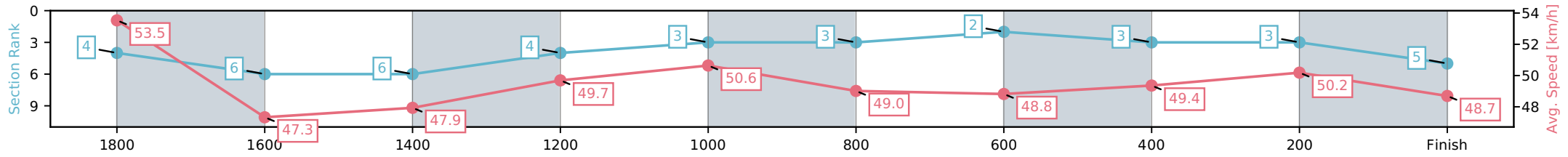
NZ Metropolitan Trotting Club Inc Harness
 Race 4: BETTOR'S DELIGHT 'THE KING' MOBILE PACE - 1980m



19 June 2026 - 6:23PM

Weather: Fine

Section	L1980	L1800	L1600	L1400	L1200	L1000	L800	L600	L400	L200
Section Times	2:25.97 (0:11.78)	2:14.19 [4] (0:15.57)	1:58.62 [6] (0:15.36)	1:43.25 [6] (0:14.50)	1:28.75 [4] (0:14.62)	1:14.13 [3] (0:15.01)	0:59.11 [3] (0:14.75)	0:44.37 [2] (0:14.95)	0:29.42 [3] (0:14.61)	0:14.81 [3] (0:14.81)
Average Speed [km/h]	53.5	47.3	47.9	49.7	50.6	49.0	48.8	49.4	50.2	48.7
Top Speed [km/h]	55.2	51.0	48.7	51.5	51.7	50.2	49.2	50.7	51.0	49.1
Avg. Dist. to Rail [m]	6.3	3.9	3.2	6.6	3.7	3.2	4.3	3.8	2.9	7.0



- [] Ranking at each section and finish
- :-:- No data available at this section
- NA No data available

Horse/Jockey Name	Crunchy Granola/J C Morrison
Finish Rank	6
Fastest Section Time (Section)	0:14.55 (400-200)
Top Speed [km/h] (Section)	54.4 (1980 - 1800)
Race State	Finished



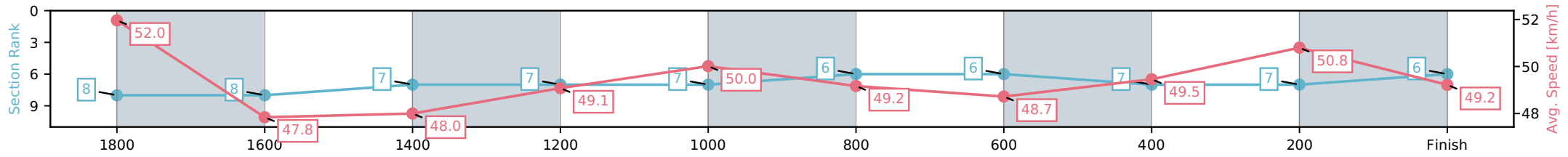
NZ Metropolitan Trotting Club Inc Harness
 Race 4: BETTOR'S DELIGHT 'THE KING' MOBILE PACE - 1980m



19 June 2026 - 6:23PM

Weather: Fine

Section	L1980	L1800	L1600	L1400	L1200	L1000	L800	L600	L400	L200
Section Times	2:26.41 (0:12.26)	2:14.15 [8] (0:15.42)	1:58.73 [8] (0:15.37)	1:43.36 [7] (0:14.68)	1:28.68 [7] (0:14.76)	1:13.92 [7] (0:14.98)	0:58.94 [6] (0:14.78)	0:44.15 [6] (0:14.92)	0:29.24 [7] (0:14.55)	0:14.69 [7] (0:14.69)
Average Speed [km/h]	52.0	47.8	48.0	49.1	50.0	49.2	48.7	49.5	50.8	49.2
Top Speed [km/h]	54.4	49.6	49.2	50.5	50.6	50.6	49.4	50.8	51.0	50.6
Avg. Dist. to Rail [m]	12.7	4.6	3.3	6.0	3.3	3.2	4.2	3.7	4.6	8.9



[] Ranking at each section and finish
 -:-:- No data available at this section
 NA No data available

Horse/Jockey Name	Let It Rip/R T May
Finish Rank	7
Fastest Section Time (Section)	0:14.38 (200-0)
Top Speed [km/h] (Section)	53.9 (1980 - 1800)
Race State	Finished



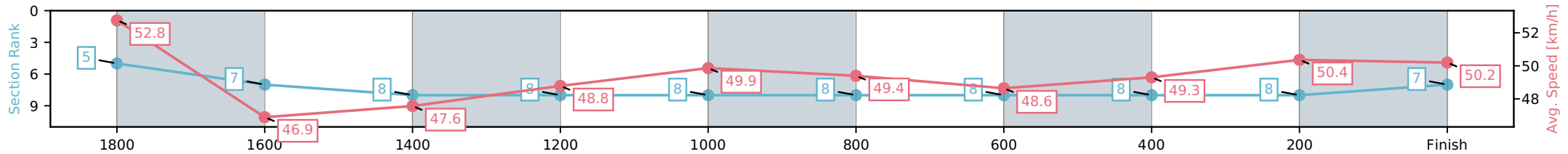
NZ Metropolitan Trotting Club Inc Harness
 Race 4: BETTOR'S DELIGHT 'THE KING' MOBILE PACE - 1980m



19 June 2026 - 6:23PM

Weather: Fine

Section	L1980	L1800	L1600	L1400	L1200	L1000	L800	L600	L400	L200
Section Times	2:26.44 (0:11.81)	2:14.63 [5] (0:15.86)	1:58.77 [7] (0:15.69)	1:43.08 [8] (0:14.76)	1:28.32 [8] (0:14.77)	1:13.55 [8] (0:14.90)	0:58.64 [8] (0:14.80)	0:43.84 [8] (0:14.96)	0:28.89 [8] (0:14.51)	0:14.38 [8] (0:14.38)
Average Speed [km/h]	52.8	46.9	47.6	48.8	49.9	49.4	48.6	49.3	50.4	50.2
Top Speed [km/h]	53.9	50.5	48.4	49.9	50.7	50.8	49.7	50.3	51.2	51.3
Avg. Dist. to Rail [m]	9.8	5.1	4.8	5.9	2.8	3.2	4.6	3.7	2.4	3.2



- [] Ranking at each section and finish
- :-:- No data available at this section
- NA No data available

Horse/Jockey Name	Kiwi Can Do/R D Holmes
Finish Rank	8
Fastest Section Time (Section)	0:14.71 (400-200)
Top Speed [km/h] (Section)	54.0 (1980 - 1800)
Race State	Finished



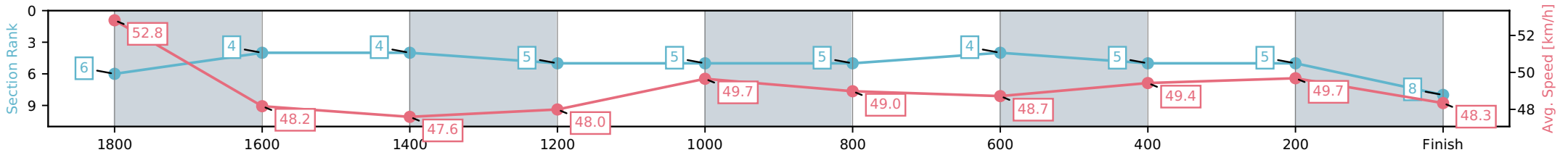
NZ Metropolitan Trotting Club Inc Harness
 Race 4: BETTOR'S DELIGHT 'THE KING' MOBILE PACE - 1980m



19 June 2026 - 6:23PM

Weather: Fine

Section	L1980	L1800	L1600	L1400	L1200	L1000	L800	L600	L400	L200
Section Times	2:26.49 (0:11.93)	2:14.56 [6] (0:15.02)	1:59.54 [4] (0:15.33)	1:44.21 [4] (0:15.01)	1:29.20 [5] (0:14.93)	1:14.27 [5] (0:15.01)	0:59.26 [5] (0:14.78)	0:44.48 [4] (0:14.86)	0:29.61 [5] (0:14.71)	0:14.90 [5] (0:14.90)
Average Speed [km/h]	52.8	48.2	47.6	48.0	49.7	49.0	48.7	49.4	49.7	48.3
Top Speed [km/h]	54.0	51.8	48.2	49.1	50.1	50.6	49.5	50.9	51.2	48.8
Avg. Dist. to Rail [m]	2.7	1.2	2.2	5.8	3.6	3.2	3.6	3.1	2.8	5.1



[] Ranking at each section and finish
 -:-:- No data available at this section
 NA No data available

Horse/Jockey Name	Mikime/K G Cameron
Finish Rank	9
Fastest Section Time (Section)	0:14.88 (800-600)
Top Speed [km/h] (Section)	49.0 (800-600)
Race State	Finished



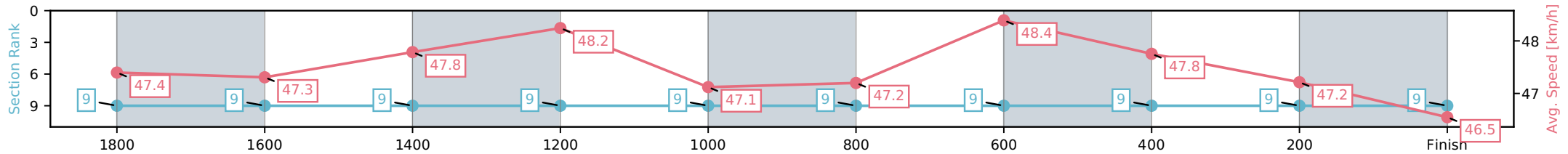
NZ Metropolitan Trotting Club Inc Harness
 Race 4: BETTOR'S DELIGHT 'THE KING' MOBILE PACE - 1980m



19 June 2026 - 6:23PM

Weather: Fine

Section	L1980	L1800	L1600	L1400	L1200	L1000	L800	L600	L400	L200
Section Times	2:37.58 (0:20.23)	2:17.35 [9] (0:15.41)	2:01.94 [9] (0:15.21)	1:46.73 [9] (0:14.93)	1:31.80 [9] (0:15.45)	1:16.36 [9] (0:15.40)	1:00.95 [9] (0:14.88)	0:46.08 [9] (0:15.24)	0:30.84 [9] (0:15.34)	0:15.49 [9] (0:15.49)
Average Speed [km/h]	47.4	47.3	47.8	48.2	47.1	47.2	48.4	47.8	47.2	46.5
Top Speed [km/h]	48.0	48.3	48.6	48.8	47.9	48.1	49.0	48.3	47.8	47.7
Avg. Dist. to Rail [m]	6.6	2.5	1.4	3.9	1.4	1.6	3.2	2.0	1.2	3.7



- [] Ranking at each section and finish
- :-:- No data available at this section
- NA No data available