



NZ Metropolitan Trotting Club Inc Harness
 Race 5: URGE BURGER, FERRYMEAD HANDICAP TROT - 2600m
 19 June 2026 - 6:54PM



Weather: Fine

Field Times (Race Tempo) 3:20.09 (0:17.11) 3:02.98 (0:15.02) 2:47.97 (0:15.44) 2:32.52 (0:14.85) 2:17.68 (0:15.46) 2:02.22 (0:15.25) 1:46.97 (0:15.24) 1:31.73 (0:16.07)

Rank	TAB#	Horse	Overall Time	First 400m	Top Speed km/h (Section)	L2600	L2400	L2200	L2000	L1800	L1600	L1400	L1200
	(BAR#)	Driver	Margin (DT-W)	Last 600m	Fastest Section (Time)	Start - 2400	2400 - 2200	2200 - 2000	2000 - 1800	1800 - 1600	1600 - 1400	1400 - 1200	1200 - 1000
1	6	Dornish Hill	3:20.09	0:32.45	52.2 (2400-2200)	3:20.09	3:02.29 [4]	2:47.64 [3]	2:32.52 [1]	2:17.68 [1]	2:02.22 [1]	1:46.97 [1]	1:31.73 [1]
	(U2)	B N Orange		0:44.27	400-200 (0:14.41)	(0:17.80)	(0:14.65)	(0:15.12)	(0:14.85)	(0:15.46)	(0:15.25)	(0:15.24)	(0:16.07)
2	2	Help Me	3:20.44	0:33.26	51.2 (400-200)	3:20.44	3:02.49 [5]	2:47.18 [5]	2:31.43 [5]	2:16.40 [5]	2:01.04 [5]	1:45.96 [5]	1:31.05 [4]
	(2)	R T May	2.0L (+6)	0:44.33	200-0 (0:14.37)	(0:17.95)	(0:15.31)	(0:15.74)	(0:15.03)	(0:15.37)	(0:15.07)	(0:14.91)	(0:15.81)
3	5	Flying Dreams	3:20.44	0:32.12	52.5 (400-200)	3:20.44	3:03.12 [2]	2:48.32 [1]	2:32.83 [2]	2:17.65 [2]	2:02.24 [2]	1:47.00 [2]	1:31.73 [2]
	(U1)	John R Dunn	2.0L (-2)	0:44.30	200-0 (0:14.42)	(0:17.32)	(0:14.80)	(0:15.48)	(0:15.19)	(0:15.40)	(0:15.24)	(0:15.26)	(0:16.08)
4	9	Major Cyclone	3:20.63	0:34.21	52.2 (400-200)	3:20.63	3:01.85 [8]	2:46.42 [8]	2:30.61 [8]	2:15.94 [8]	2:00.57 [8]	1:45.62 [8]	1:30.67 [8]
	(3)	R J Butt	3.1L (+19)	0:43.82	200-0 (0:14.30)	(0:18.78)	(0:15.43)	(0:15.81)	(0:14.67)	(0:15.37)	(0:14.94)	(0:14.95)	(0:15.94)
5	4	Chocta	3:20.63	0:32.18	52.7 (200-0)	3:20.63	3:03.52 [1]	2:48.46 [2]	2:32.68 [3]	2:17.46 [3]	2:01.93 [3]	1:46.80 [3]	1:31.53 [3]
	(4)	S J Ottley	3.1L (-7)	0:44.17	200-0 (0:14.25)	(0:17.11)	(0:15.07)	(0:15.78)	(0:15.22)	(0:15.53)	(0:15.13)	(0:15.27)	(0:16.04)
6	10	Kairaki Spur	3:20.85	0:33.91	53.1 (200-0)	3:20.85	3:02.49 [7]	2:46.94 [7]	2:30.95 [7]	2:16.27 [7]	2:01.14 [6]	1:46.07 [6]	1:31.12 [6]
	(4)	J W Cox	4.3L (-5)	0:43.75	200-0 (0:14.13)	(0:18.36)	(0:15.55)	(0:15.99)	(0:14.68)	(0:15.13)	(0:15.07)	(0:14.95)	(0:16.10)
7	7	The Royal Gamble	3:21.57	0:33.40	50.5 (400-200)	3:21.57	3:03.61 [6]	2:48.17 [6]	2:32.15 [6]	2:17.18 [6]	2:01.81 [7]	1:46.74 [7]	1:31.83 [7]
	(1)	S J Thornley	8.5L (+11)	0:45.14	400-200 (0:14.72)	(0:17.96)	(0:15.44)	(0:16.02)	(0:14.97)	(0:15.37)	(0:15.06)	(0:14.91)	(0:15.82)
8	3	Holly Highlander	3:21.87	0:32.50	51.1 (400-200)	3:21.87	3:04.43 [3]	2:49.37 [4]	2:33.51 [4]	2:18.29 [4]	2:02.82 [4]	1:47.67 [4]	1:32.46 [5]
	(3)	H V Douglas	10.2L (-2)	0:45.09	400-200 (0:14.64)	(0:17.44)	(0:15.06)	(0:15.86)	(0:15.22)	(0:15.47)	(0:15.15)	(0:15.21)	(0:16.05)
9	8	Royal Del	3:22.61	0:34.49	50.6 (400-200)	3:22.61	3:03.16 [9]	2:48.13 [9]	2:32.40 [9]	2:17.65 [9]	2:02.55 [8]	1:47.48 [9]	1:32.56 [9]
	(2)	G N Thornley	14.4L (-10)	0:45.19	400-200 (0:14.46)	(0:19.46)	(0:15.03)	(0:15.73)	(0:14.74)	(0:15.10)	(0:15.07)	(0:14.92)	(0:16.11)
10	1	Jet Stream	3:23.17	0:35.26	50.4 (1600-1400)	3:23.17	3:03.20 [10]	2:47.91 [10]	2:32.49 [10]	2:17.43 [10]	2:02.46 [10]	1:47.61 [10]	1:32.70 [10]
	(1)	A L Clark	17.6L (+16)	0:46.01	1600-1400 (0:14.86)	(0:19.97)	(0:15.29)	(0:15.42)	(0:15.06)	(0:14.96)	(0:14.86)	(0:14.91)	(0:15.80)

Report Created: Fri 19 June 2026

(Note: Races are conducted over an approximate distance as close as possible to the advertised distance, and recorded data may vary accordingly. Official times refer to race times only and do not include handicap times.)

[] Position in running at each section and finish
 --- No data available at this section
 NA No data available
 DNT Did not track

TAB# Saddle cloth number
 BAR# Barrier/Gate Position
 DNF Did not finish
 DT-W Distance travelled compared to winner in metres

Fastest split
 Fastest section



NZ Metropolitan Trotting Club Inc Harness
 Race 5: URGE BURGER, FERRYMEAD HANDICAP TROT - 2600m
 19 June 2026 - 6:54PM



Weather: Fine

Field Times (Race Tempo) 1:15.66 (0:16.14) 0:59.51 (0:15.24) 0:44.27 (0:15.44) 0:28.83 (0:14.41) 0:14.42 (0:14.42)

Rank	TAB#	Horse	Overall Time	First 400m	Top Speed km/h (Section)	L1000	L800	L600	L400	L200			
	(BAR#)	Driver	Margin (DT-W)	Last 600m	Fastest Section (Time)	1000 - 800	800 - 600	600 - 400	400 - 200	200 - Finish			
1	6	Dornish Hill	3:20.09	0:32.45	52.2 (2400-2200)	1:15.66 [1]	0:59.51 [1]	0:44.27 [1]	0:28.83 [1]	0:14.42 [1]			
	(U2)	B N Orange		0:44.27	400-200 (0:14.41)	(0:16.14)	(0:15.24)	(0:15.44)	(0:14.41)	(0:14.42)			
2	2	Help Me	3:20.44	0:33.26	51.2 (400-200)	1:15.24 [4]	0:59.34 [3]	0:44.33 [2]	0:28.94 [2]	0:14.37 [3]			
	(2)	R T May	2.0L (+6)	0:44.33	200-0 (0:14.37)	(0:15.90)	(0:15.01)	(0:15.39)	(0:14.57)	(0:14.37)			
3	5	Flying Dreams	3:20.44	0:32.12	52.5 (400-200)	1:15.66 [2]	0:59.53 [2]	0:44.30 [3]	0:28.84 [3]	0:14.42 [2]			
	(U1)	John R Dunn	2.0L (-2)	0:44.30	200-0 (0:14.42)	(0:16.13)	(0:15.23)	(0:15.46)	(0:14.42)	(0:14.42)			
4	9	Major Cyclone	3:20.63	0:34.21	52.2 (400-200)	1:14.74 [8]	0:58.74 [7]	0:43.82 [7]	0:28.62 [6]	0:14.30 [4]			
	(3)	R J Butt	3.1L (+19)	0:43.82	200-0 (0:14.30)	(0:16.00)	(0:14.92)	(0:15.19)	(0:14.33)	(0:14.30)			
5	4	Chocta	3:20.63	0:32.18	52.7 (200-0)	1:15.50 [3]	0:59.38 [4]	0:44.17 [5]	0:28.70 [5]	0:14.25 [5]			
	(4)	S J Ottley	3.1L (-7)	0:44.17	200-0 (0:14.25)	(0:16.12)	(0:15.21)	(0:15.47)	(0:14.45)	(0:14.25)			
6	10	Kairaki Spur	3:20.85	0:33.91	53.1 (200-0)	1:15.02 [7]	0:58.92 [8]	0:43.75 [8]	0:28.31 [8]	0:14.13 [7]			
	(4)	J W Cox	4.3L (-5)	0:43.75	200-0 (0:14.13)	(0:16.11)	(0:15.17)	(0:15.44)	(0:14.18)	(0:14.13)			
7	7	The Royal Gamble	3:21.57	0:33.40	50.5 (400-200)	1:16.00 [6]	1:00.13 [5]	0:45.13 [4]	0:29.75 [4]	0:15.04 [6]			
	(1)	S J Thornley	8.5L (+11)	0:45.14	400-200 (0:14.72)	(0:15.87)	(0:15.00)	(0:15.38)	(0:14.72)	(0:15.04)			
8	3	Holly Highlander	3:21.87	0:32.50	51.1 (400-200)	1:16.42 [5]	1:00.30 [6]	0:45.10 [6]	0:29.63 [7]	0:14.98 [8]			
	(3)	H V Douglas	10.2L (-2)	0:45.09	400-200 (0:14.64)	(0:16.11)	(0:15.21)	(0:15.47)	(0:14.64)	(0:14.98)			
9	8	Royal Del	3:22.61	0:34.49	50.6 (400-200)	1:16.44 [9]	1:00.35 [10]	0:45.19 [10]	0:29.69 [10]	0:15.23 [9]			
	(2)	G N Thornley	14.4L (-10)	0:45.19	400-200 (0:14.46)	(0:16.09)	(0:15.16)	(0:15.50)	(0:14.46)	(0:15.23)			
10	1	Jet Stream	3:23.17	0:35.26	50.4 (1600-1400)	1:16.90 [10]	1:00.98 [9]	0:46.02 [9]	0:30.57 [9]	0:15.50 [10]			
	(1)	A L Clark	17.6L (+16)	0:46.01	1600-1400 (0:14.86)	(0:15.91)	(0:14.97)	(0:15.44)	(0:15.07)	(0:15.50)			

Report Created: Fri 19 June 2026

(Note: Races are conducted over an approximate distance as close as possible to the advertised distance, and recorded data may vary accordingly. Official times refer to race times only and do not include handicap times.)

[] Position in running at each section and finish TAB# Saddle cloth number

:-:-- No data available at this section

NA No data available

DNT Did not track

BAR# Barrier/Gate Position

DNF Did not finish

DT-W Distance travelled compared to winner in metres

Fastest split

Fastest section

Horse/Jockey Name	Dornish Hill/B N Orange
Finish Rank	1
Fastest Section Time (Section)	0:14.41 (400-200)
Top Speed [km/h] (Section)	52.2 (2400-2200)
Race State	Finished



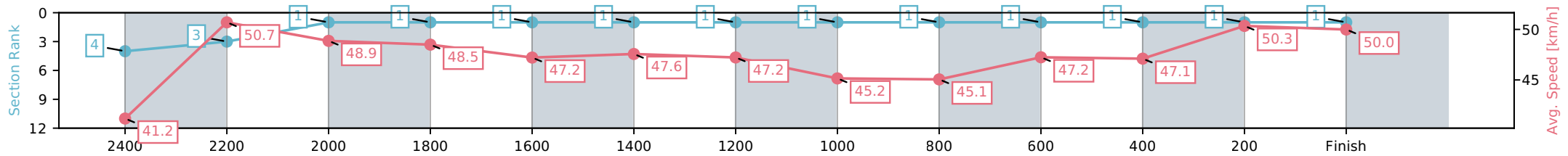
NZ Metropolitan Trotting Club Inc Harness
 Race 5: URGE BURGER, FERRYMEAD HANDICAP TROT - 2600m



19 June 2026 - 6:54PM

Weather: Fine

Section	L2600	L2400	L2200	L2000	L1800	L1600	L1400	L1200	L1000	L800	L600	L400	L200
Section Times	3:20.09 (0:17.80)	3:02.29 [4] (0:14.65)	2:47.64 [3] (0:15.12)	2:32.52 [1] (0:14.85)	2:17.68 [1] (0:15.46)	2:02.22 [1] (0:15.25)	1:46.97 [1] (0:15.24)	1:31.73 [1] (0:16.07)	1:15.66 [1] (0:16.14)	0:59.51 [1] (0:15.24)	0:44.27 [1] (0:15.44)	0:28.83 [1] (0:14.41)	0:14.42 [1] (0:14.42)
Average Speed [km/h]	41.2	50.7	48.9	48.5	47.2	47.6	47.2	45.2	45.1	47.2	47.1	50.3	50.0
Top Speed [km/h]	51.1	52.2	50.1	49.9	47.7	47.8	47.8	46.4	45.6	48.0	48.0	52.0	52.0
Avg. Dist. to Rail [m]	15.0	4.3	3.4	3.4	2.6	1.1	3.6	1.1	1.5	2.5	1.9	1.5	4.7



- [] Ranking at each section and finish
- :-:- No data available at this section
- NA No data available

Horse/Jockey Name	Help Me/R T May
Finish Rank	2
Fastest Section Time (Section)	0:14.37 (200-0)
Top Speed [km/h] (Section)	51.2 (400-200)
Race State	Finished



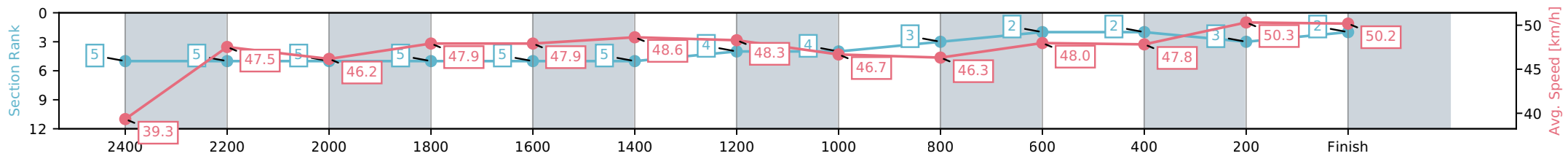
NZ Metropolitan Trotting Club Inc Harness
 Race 5: URGE BURGER, FERRYMEAD HANDICAP TROT - 2600m



19 June 2026 - 6:54PM

Weather: Fine

Section	L2600	L2400	L2200	L2000	L1800	L1600	L1400	L1200	L1000	L800	L600	L400	L200
Section Times	3:20.44 (0:17.95)	3:02.49 [5] (0:15.31)	2:47.18 [5] (0:15.74)	2:31.43 [5] (0:15.03)	2:16.40 [5] (0:15.37)	2:01.04 [5] (0:15.07)	1:45.96 [5] (0:14.91)	1:31.05 [4] (0:15.81)	1:15.24 [4] (0:15.90)	0:59.34 [3] (0:15.01)	0:44.33 [2] (0:15.39)	0:28.94 [2] (0:14.57)	0:14.37 [3] (0:14.37)
Average Speed [km/h]	39.3	47.5	46.2	47.9	47.9	48.6	48.3	46.7	46.3	48.0	47.8	50.3	50.2
Top Speed [km/h]	49.2	49.1	47.3	48.3	48.5	49.0	49.3	47.4	47.2	48.5	48.6	51.2	51.2
Avg. Dist. to Rail [m]	3.8	1.5	1.5	3.4	3.9	2.6	5.2	3.1	3.2	4.2	3.4	2.9	5.3



- [] Ranking at each section and finish
- :-:- No data available at this section
- NA No data available

Horse/Jockey Name	Flying Dreams/John R Dunn
Finish Rank	3
Fastest Section Time (Section)	0:14.42 (200-0)
Top Speed [km/h] (Section)	52.5 (400-200)
Race State	Finished



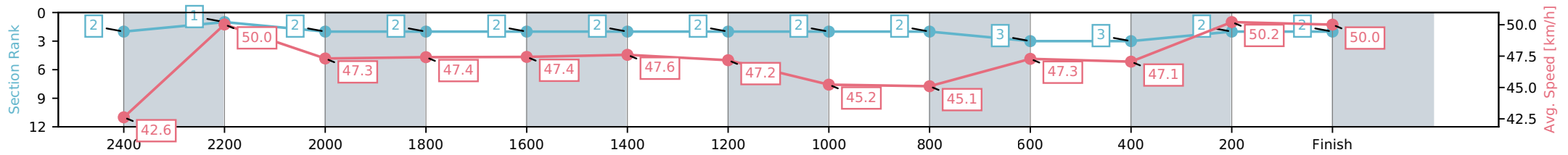
NZ Metropolitan Trotting Club Inc Harness
 Race 5: URGE BURGER, FERRYMEAD HANDICAP TROT - 2600m



19 June 2026 - 6:54PM

Weather: Fine

Section	L2600	L2400	L2200	L2000	L1800	L1600	L1400	L1200	L1000	L800	L600	L400	L200
Section Times	3:20.44 (0:17.32)	3:03.12 [2] (0:14.80)	2:48.32 [1] (0:15.48)	2:32.83 [2] (0:15.19)	2:17.65 [2] (0:15.40)	2:02.24 [2] (0:15.24)	1:47.00 [2] (0:15.26)	1:31.73 [2] (0:16.08)	1:15.66 [2] (0:16.13)	0:59.53 [2] (0:15.23)	0:44.30 [3] (0:15.46)	0:28.84 [3] (0:14.42)	0:14.42 [2] (0:14.42)
Average Speed [km/h]	42.6	50.0	47.3	47.4	47.4	47.6	47.2	45.2	45.1	47.3	47.1	50.2	50.0
Top Speed [km/h]	52.4	52.2	49.8	47.9	48.0	48.1	47.9	46.2	45.9	48.0	47.8	52.5	52.4
Avg. Dist. to Rail [m]	12.4	3.7	2.6	2.8	2.8	1.2	3.4	1.3	1.5	2.4	1.8	1.1	2.5



- [] Ranking at each section and finish
- :-:- No data available at this section
- NA No data available

Horse/Jockey Name	Major Cyclone/R J Butt
Finish Rank	4
Fastest Section Time (Section)	0:14.30 (200-0)
Top Speed [km/h] (Section)	52.2 (400-200)
Race State	Finished



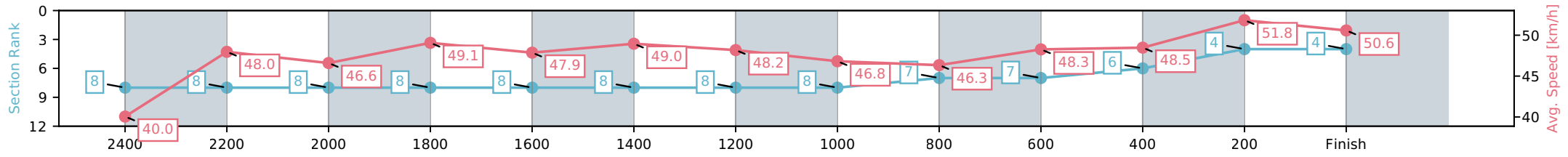
NZ Metropolitan Trotting Club Inc Harness
 Race 5: URGE BURGER, FERRYMEAD HANDICAP TROT - 2600m



19 June 2026 - 6:54PM

Weather: Fine

Section	L2600	L2400	L2200	L2000	L1800	L1600	L1400	L1200	L1000	L800	L600	L400	L200
Section Times	3:20.63 (0:18.78)	3:01.85 [8] (0:15.43)	2:46.42 [8] (0:15.81)	2:30.61 [8] (0:14.67)	2:15.94 [8] (0:15.37)	2:00.57 [8] (0:14.94)	1:45.62 [8] (0:14.95)	1:30.67 [8] (0:15.94)	1:14.74 [8] (0:16.00)	0:58.74 [7] (0:14.92)	0:43.82 [7] (0:15.19)	0:28.62 [6] (0:14.33)	0:14.30 [4] (0:14.30)
Average Speed [km/h]	40.0	48.0	46.6	49.1	47.9	49.0	48.2	46.8	46.3	48.3	48.5	51.8	50.6
Top Speed [km/h]	49.0	49.7	48.4	50.1	48.7	49.5	49.2	47.5	47.5	49.0	51.0	52.2	51.9
Avg. Dist. to Rail [m]	8.0	3.7	3.3	4.3	3.9	2.4	5.7	4.3	4.2	4.1	3.4	5.0	7.3



[] Ranking at each section and finish
 -.-.- No data available at this section
 NA No data available

Horse/Jockey Name	Chocta/S J Ottley
Finish Rank	5
Fastest Section Time (Section)	0:14.25 (200-0)
Top Speed [km/h] (Section)	52.7 (200-0)
Race State	Finished



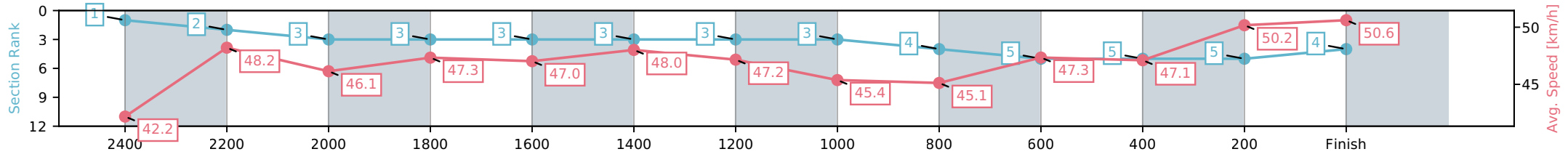
NZ Metropolitan Trotting Club Inc Harness
 Race 5: URGE BURGER, FERRYMEAD HANDICAP TROT - 2600m



19 June 2026 - 6:54PM

Weather: Fine

Section	L2600	L2400	L2200	L2000	L1800	L1600	L1400	L1200	L1000	L800	L600	L400	L200
Section Times	3:20.63 (0:17.11)	3:03.52 [1] (0:15.07)	2:48.46 [2] (0:15.78)	2:32.68 [3] (0:15.22)	2:17.46 [3] (0:15.53)	2:01.93 [3] (0:15.13)	1:46.80 [3] (0:15.27)	1:31.53 [3] (0:16.04)	1:15.50 [3] (0:16.12)	0:59.38 [4] (0:15.21)	0:44.17 [5] (0:15.47)	0:28.70 [5] (0:14.45)	0:14.25 [5] (0:14.25)
Average Speed [km/h]	42.2	48.2	46.1	47.3	47.0	48.0	47.2	45.4	45.1	47.3	47.1	50.2	50.6
Top Speed [km/h]	50.4	50.0	47.9	48.0	47.9	48.6	47.9	46.4	46.1	48.0	49.0	52.4	52.7
Avg. Dist. to Rail [m]	8.2	1.3	1.5	2.7	2.7	1.4	3.4	1.4	1.5	2.5	2.0	1.1	1.1



[] Ranking at each section and finish
 -:-:- No data available at this section
 NA No data available

Horse/Jockey Name	Kairaki Spur/J W Cox
Finish Rank	6
Fastest Section Time (Section)	0:14.13 (200-0)
Top Speed [km/h] (Section)	53.1 (200-0)
Race State	Finished



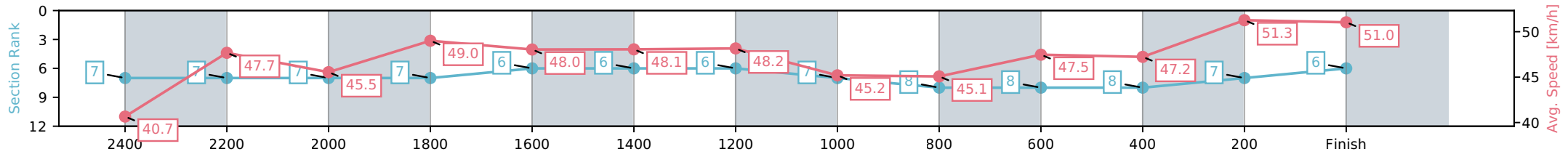
NZ Metropolitan Trotting Club Inc Harness
 Race 5: URGE BURGER, FERRYMEAD HANDICAP TROT - 2600m



19 June 2026 - 6:54PM

Weather: Fine

Section	L2600	L2400	L2200	L2000	L1800	L1600	L1400	L1200	L1000	L800	L600	L400	L200
Section Times	3:20.85 (0:18.36)	3:02.49 [7] (0:15.55)	2:46.94 [7] (0:15.99)	2:30.95 [7] (0:14.68)	2:16.27 [7] (0:15.13)	2:01.14 [6] (0:15.07)	1:46.07 [6] (0:14.95)	1:31.12 [6] (0:16.10)	1:15.02 [7] (0:16.11)	0:58.92 [8] (0:15.17)	0:43.75 [8] (0:15.44)	0:28.31 [8] (0:14.18)	0:14.13 [7] (0:14.13)
Average Speed [km/h]	40.7	47.7	45.5	49.0	48.0	48.1	48.2	45.2	45.1	47.5	47.2	51.3	51.0
Top Speed [km/h]	49.2	49.2	47.0	50.2	49.9	49.0	49.6	46.2	46.5	48.2	50.1	52.7	53.1
Avg. Dist. to Rail [m]	8.0	3.8	1.9	2.3	1.8	1.0	3.4	1.4	1.4	2.6	2.1	1.7	3.6



[] Ranking at each section and finish
 -:-:- No data available at this section
 NA No data available

Horse/Jockey Name	The Royal Gamble/S J Thornley
Finish Rank	7
Fastest Section Time (Section)	0:14.72 (400-200)
Top Speed [km/h] (Section)	50.5 (400-200)
Race State	Finished



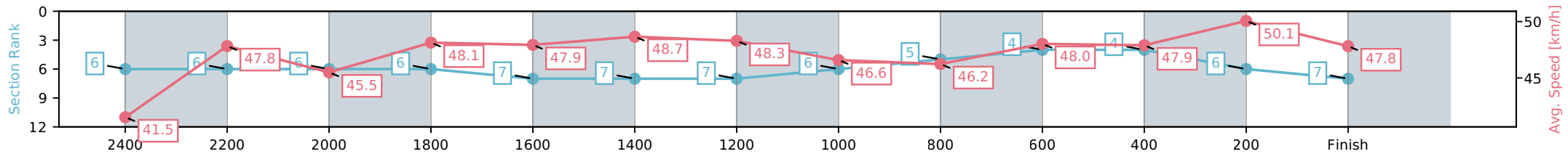
NZ Metropolitan Trotting Club Inc Harness
 Race 5: URGE BURGER, FERRYMEAD HANDICAP TROT - 2600m



19 June 2026 - 6:54PM

Weather: Fine

Section	L2600	L2400	L2200	L2000	L1800	L1600	L1400	L1200	L1000	L800	L600	L400	L200
Section Times	3:21.57 (0:17.96)	3:03.61 [6] (0:15.44)	2:48.17 [6] (0:16.02)	2:32.15 [6] (0:14.97)	2:17.18 [6] (0:15.37)	2:01.81 [7] (0:15.06)	1:46.74 [7] (0:14.91)	1:31.83 [7] (0:15.82)	1:16.00 [6] (0:15.87)	1:00.13 [5] (0:15.00)	0:45.13 [4] (0:15.38)	0:29.75 [4] (0:14.72)	0:15.04 [6] (0:15.04)
Average Speed [km/h]	41.5	47.8	45.5	48.1	47.9	48.7	48.3	46.6	46.2	48.0	47.9	50.1	47.8
Top Speed [km/h]	50.4	49.5	46.8	48.8	48.7	49.0	49.2	47.3	47.5	48.8	49.4	50.5	50.4
Avg. Dist. to Rail [m]	5.7	3.4	2.1	3.9	4.1	2.5	5.2	2.9	2.9	4.1	3.6	3.3	5.4



- [] Ranking at each section and finish
- :-:- No data available at this section
- NA No data available

Horse/Jockey Name	Holly Highlander/H V Douglas
Finish Rank	8
Fastest Section Time (Section)	0:14.64 (400-200)
Top Speed [km/h] (Section)	51.1 (400-200)
Race State	Finished



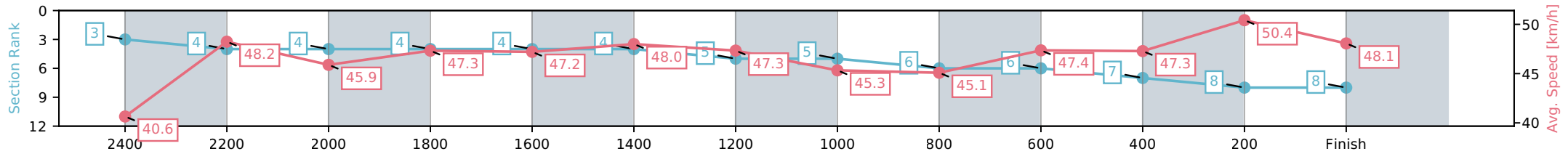
NZ Metropolitan Trotting Club Inc Harness
 Race 5: URGE BURGER, FERRYMEAD HANDICAP TROT - 2600m



19 June 2026 - 6:54PM

Weather: Fine

Section	L2600	L2400	L2200	L2000	L1800	L1600	L1400	L1200	L1000	L800	L600	L400	L200
Section Times	3:21.87 (0:17.44)	3:04.43 [3] (0:15.06)	2:49.37 [4] (0:15.86)	2:33.51 [4] (0:15.22)	2:18.29 [4] (0:15.47)	2:02.82 [4] (0:15.15)	1:47.67 [4] (0:15.21)	1:32.46 [5] (0:16.05)	1:16.42 [5] (0:16.11)	1:00.30 [6] (0:15.21)	0:45.10 [6] (0:15.47)	0:29.63 [7] (0:14.64)	0:14.98 [8] (0:14.98)
Average Speed [km/h]	40.6	48.2	45.9	47.3	47.2	48.0	47.3	45.3	45.1	47.4	47.3	50.4	48.1
Top Speed [km/h]	49.6	49.7	48.3	47.9	47.6	48.7	48.4	46.4	46.2	48.2	49.7	51.1	50.9
Avg. Dist. to Rail [m]	5.6	1.3	1.5	2.7	2.7	1.4	3.5	1.3	1.4	2.4	2.4	4.3	8.1



- [] Ranking at each section and finish
- :-:- No data available at this section
- NA No data available

Horse/Jockey Name	Royal Del/G N Thornley
Finish Rank	9
Fastest Section Time (Section)	0:14.46 (400-200)
Top Speed [km/h] (Section)	50.6 (400-200)
Race State	Finished



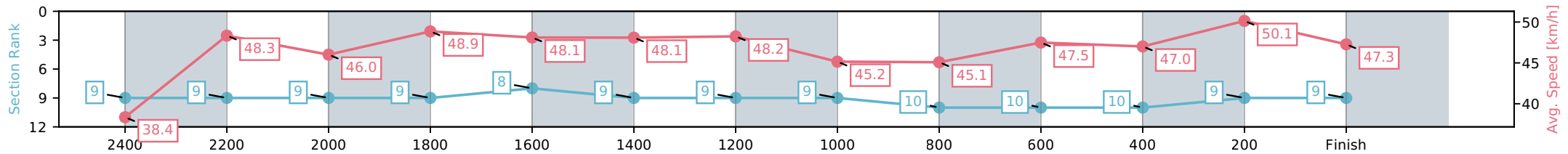
NZ Metropolitan Trotting Club Inc Harness
 Race 5: URGE BURGER, FERRYMEAD HANDICAP TROT - 2600m



19 June 2026 - 6:54PM

Weather: Fine

Section	L2600	L2400	L2200	L2000	L1800	L1600	L1400	L1200	L1000	L800	L600	L400	L200
Section Times	3:22.61 (0:19.46)	3:03.16 [9] (0:15.03)	2:48.13 [9] (0:15.73)	2:32.40 [9] (0:14.74)	2:17.65 [9] (0:15.10)	2:02.55 [8] (0:15.07)	1:47.48 [9] (0:14.92)	1:32.56 [9] (0:16.11)	1:16.44 [9] (0:16.09)	1:00.35 [10] (0:15.16)	0:45.19 [10] (0:15.50)	0:29.69 [10] (0:14.46)	0:15.23 [9] (0:15.23)
Average Speed [km/h]	38.4	48.3	46.0	48.9	48.1	48.1	48.2	45.2	45.1	47.5	47.0	50.1	47.3
Top Speed [km/h]	47.8	49.1	48.7	49.9	49.6	48.7	49.7	46.3	46.7	48.3	49.7	50.6	50.5
Avg. Dist. to Rail [m]	6.1	1.4	1.0	2.4	1.9	1.1	3.5	1.3	1.4	2.6	2.0	1.3	2.3



- [] Ranking at each section and finish
- :-:- No data available at this section
- NA No data available

Horse/Jockey Name	Jet Stream/A L Clark
Finish Rank	10
Fastest Section Time (Section)	0:14.86 (1600-1400)
Top Speed [km/h] (Section)	50.4 (1600-1400)
Race State	Finished



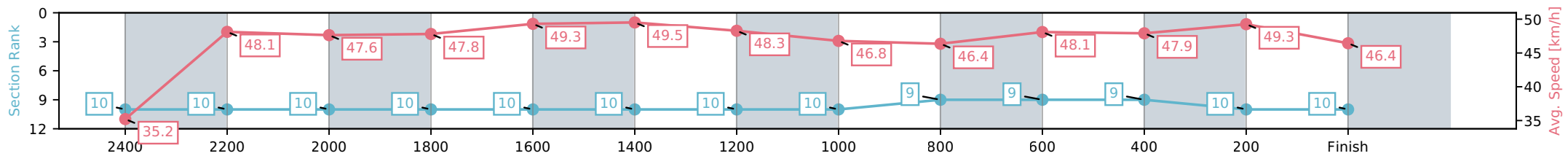
NZ Metropolitan Trotting Club Inc Harness
 Race 5: URGE BURGER, FERRYMEAD HANDICAP TROT - 2600m



19 June 2026 - 6:54PM

Weather: Fine

Section	L2600	L2400	L2200	L2000	L1800	L1600	L1400	L1200	L1000	L800	L600	L400	L200
Section Times	3:23.17 (0:19.97)	3:03.20 [10] (0:15.29)	2:47.91 [10] (0:15.42)	2:32.49 [10] (0:15.06)	2:17.43 [10] (0:14.96)	2:02.46 [10] (0:14.86)	1:47.61 [10] (0:14.91)	1:32.70 [10] (0:15.80)	1:16.90 [10] (0:15.91)	1:00.98 [9] (0:14.97)	0:46.02 [9] (0:15.44)	0:30.57 [9] (0:15.07)	0:15.50 [10] (0:15.50)
Average Speed [km/h]	35.2	48.1	47.6	47.8	49.3	49.5	48.3	46.8	46.4	48.1	47.9	49.3	46.4
Top Speed [km/h]	45.2	49.1	49.1	48.2	49.7	50.4	48.9	47.4	47.7	48.7	49.3	49.6	48.9
Avg. Dist. to Rail [m]	2.8	3.0	2.9	4.8	4.2	3.0	5.7	3.4	3.4	4.5	4.0	4.8	7.8



- [] Ranking at each section and finish
- :-:- No data available at this section
- NA No data available