



NZ Metropolitan Trotting Club Inc Harness
 Race 7: HORORATA TROTTING CLUB SILK ROAD (HEAT 1) HCP TROT - 2600m
 19 June 2026 - 7:49PM



Weather: Fine

Field Times (Race Tempo) 3:20.86 (0:17.52) 3:03.34 (0:15.20) 2:48.13 (0:14.76) 2:33.37 (0:15.34) 2:18.04 (0:15.81) 2:02.23 (0:15.69) 1:46.53 (0:15.45) 1:31.08 (0:16.03)

Rank	TAB#	Horse	Overall Time	First 400m	Top Speed km/h (Section)	L2600	L2400	L2200	L2000	L1800	L1600	L1400	L1200
	(BAR#)	Driver	Margin (DT-W)	Last 600m	Fastest Section (Time)	Start - 2400	2400 - 2200	2200 - 2000	2000 - 1800	1800 - 1600	1600 - 1400	1400 - 1200	1200 - 1000
1	6	Midnight Diamond	3:20.86	0:33.72	55.0 (200-0)	3:20.86	3:02.52 [5]	2:47.14 [5]	2:32.06 [5]	2:16.78 [4]	2:01.07 [5]	1:45.56 [5]	1:30.13 [6]
	(1)	John R Dunn		0:42.93	200-0 (0:13.43)	(0:18.34)	(0:15.38)	(0:15.08)	(0:15.28)	(0:15.71)	(0:15.51)	(0:15.43)	(0:16.13)
2	7	Love Walked In	3:21.29	0:34.20	51.3 (400-200)	3:21.29	3:02.48 [6]	2:47.09 [6]	2:32.09 [6]	2:16.82 [6]	2:01.20 [6]	1:45.73 [6]	1:30.86 [5]
	(2)	B T Hope	2.5L (+16)	0:43.85	200-0 (0:14.45)	(0:18.81)	(0:15.39)	(0:15.00)	(0:15.27)	(0:15.62)	(0:15.48)	(0:14.87)	(0:15.95)
3	8	Royal Gypsy	3:21.39	0:34.53	52.2 (200-0)	3:21.39	3:02.26 [7]	2:46.86 [7]	2:31.74 [7]	2:16.58 [7]	2:00.94 [8]	1:45.49 [8]	1:30.61 [7]
	(3)	S J Thornley	3.0L (+18)	0:43.65	200-0 (0:14.28)	(0:19.13)	(0:15.40)	(0:15.12)	(0:15.16)	(0:15.64)	(0:15.45)	(0:14.88)	(0:15.93)
4	3	Almighty	3:21.41	0:32.88	50.2 (200-0)	3:21.41	3:03.85 [2]	2:48.53 [2]	2:33.54 [2]	2:18.24 [2]	2:02.42 [2]	1:46.73 [2]	1:31.30 [3]
	(3)	J W Cox	3.1L (-3)	0:44.08	200-0 (0:14.43)	(0:17.56)	(0:15.32)	(0:14.99)	(0:15.30)	(0:15.82)	(0:15.69)	(0:15.43)	(0:16.03)
5	11	Mavis Jones	3:21.61	0:35.07	52.6 (200-0)	3:21.61	3:01.80 [8]	2:46.54 [8]	2:31.50 [8]	2:16.73 [8]	2:01.29 [7]	1:45.88 [7]	1:30.52 [8]
	(U1)	R J Butt	4.3L (+7)	0:43.56	200-0 (0:14.06)	(0:19.81)	(0:15.26)	(0:15.04)	(0:14.77)	(0:15.45)	(0:15.41)	(0:15.36)	(0:15.96)
6	10	Wanna Play A Game	3:21.62	0:33.13	51.0 (2400-2200)	3:21.62	3:03.40 [4]	2:48.48 [3]	2:33.14 [4]	2:17.50 [5]	2:01.88 [4]	1:46.40 [4]	1:31.52 [2]
	(5)	S J Ottley	4.3L (+17)	0:44.52	400-200 (0:14.64)	(0:18.22)	(0:14.91)	(0:15.34)	(0:15.64)	(0:15.62)	(0:15.48)	(0:14.88)	(0:15.95)
7	2	Amistozo	3:21.69	0:33.29	50.7 (200-0)	3:21.69	3:03.76 [3]	2:48.39 [4]	2:33.31 [3]	2:17.97 [3]	2:02.22 [3]	1:46.70 [3]	1:31.28 [4]
	(2)	J C Morrison	4.7L (-3)	0:44.07	200-0 (0:14.42)	(0:17.92)	(0:15.37)	(0:15.08)	(0:15.34)	(0:15.74)	(0:15.52)	(0:15.42)	(0:16.11)
8	9	Atlantic City	3:21.75	0:32.72	51.3 (2200-2000)	3:21.75	3:04.22 [1]	2:49.02 [1]	2:34.26 [1]	2:18.93 [1]	2:03.12 [1]	1:47.42 [1]	1:31.97 [1]
	(4)	Brad Williamson	5.1L (-2)	0:44.77	400-200 (0:14.68)	(0:17.52)	(0:15.20)	(0:14.76)	(0:15.34)	(0:15.81)	(0:15.69)	(0:15.45)	(0:16.03)
9	5	Snoowgood	3:23.97	0:36.18	51.5 (400-200)	3:23.97	3:03.31 [9]	2:47.79 [9]	2:32.08 [9]	2:17.01 [9]	2:01.49 [9]	1:46.41 [9]	1:32.05 [10]
	(U2)	S E O'Reilly	17.8L (-2)	0:45.64	1400-1200 (0:14.35)	(0:20.66)	(0:15.52)	(0:15.71)	(0:15.06)	(0:15.52)	(0:15.09)	(0:14.35)	(0:15.51)
10	4	Isobel	3:34.57	0:37.77	52.7 (1400-1200)	3:34.57	3:12.24 [10]	2:56.80 [10]	2:41.81 [10]	2:27.28 [10]	2:11.76 [10]	1:56.68 [10]	1:42.69 [9]
	(U1)	R T May	78.3L (+5)	0:56.13	1400-1200 (0:14.00)	(0:22.33)	(0:15.44)	(0:14.98)	(0:14.53)	(0:15.53)	(0:15.07)	(0:14.00)	(0:15.53)

Scratched: Four Wise Women (#1)

Report Created: Fri 19 June 2026

(Note: Races are conducted over an approximate distance as close as possible to the advertised distance, and recorded data may vary accordingly. Official times refer to race times only and do not include handicap times.)

[] Position in running at each section and finish
 -:--:-- No data available at this section
 NA No data available
 DNT Did not track

TAB# Saddle cloth number
 BAR# Barrier/Gate Position
 DNF Did not finish
 DT-W Distance travelled compared to winner in metres

Fastest split
 Fastest section

data processed by TRIPLESDATA



NZ Metropolitan Trotting Club Inc Harness
 Race 7: HORORATA TROTTING CLUB SILK ROAD (HEAT 1) HCP TROT - 2600m
 19 June 2026 - 7:49PM



Weather: Fine

Field Times
 (Race Tempo) 1:15.05 0:59.21 0:43.88 0:28.86 0:14.22
 (0:15.84) (0:15.33) (0:15.03) (0:14.64) (0:14.22)

Rank	TAB#	Horse	Overall Time	First 400m	Top Speed km/h (Section)	L1000	L800	L600	L400	L200			
	(BAR#)	Driver	Margin (DT-W)	Last 600m	Fastest Section (Time)	1000 - 800	800 - 600	600 - 400	400 - 200	200 - Finish			
1	6	Midnight Diamond	3:20.86	0:33.72	55.0 (200-0)	1:14.00 [7]	0:58.21 [7]	0:42.92 [7]	0:27.94 [7]	0:13.43 [7]			
	(1)	John R Dunn		0:42.93	200-0 (0:13.43)	(0:15.79)	(0:15.29)	(0:14.98)	(0:14.52)	(0:13.43)			
2	7	Love Walked In	3:21.29	0:34.20	51.3 (400-200)	1:14.90 [4]	0:59.07 [4]	0:43.86 [4]	0:28.94 [4]	0:14.45 [3]			
	(2)	B T Hope	2.5L (+16)	0:43.85	200-0 (0:14.45)	(0:15.83)	(0:15.22)	(0:14.91)	(0:14.49)	(0:14.45)			
3	8	Royal Gypsy	3:21.39	0:34.53	52.2 (200-0)	1:14.69 [6]	0:58.87 [6]	0:43.65 [6]	0:28.74 [6]	0:14.28 [5]			
	(3)	S J Thornley	3.0L (+18)	0:43.65	200-0 (0:14.28)	(0:15.82)	(0:15.22)	(0:14.91)	(0:14.46)	(0:14.28)			
4	3	Almighty	3:21.41	0:32.88	50.2 (200-0)	1:15.27 [3]	0:59.41 [3]	0:44.09 [3]	0:29.09 [3]	0:14.43 [4]			
	(3)	J W Cox	3.1L (-3)	0:44.08	200-0 (0:14.43)	(0:15.86)	(0:15.32)	(0:15.00)	(0:14.65)	(0:14.43)			
5	11	Mavis Jones	3:21.61	0:35.07	52.6 (200-0)	1:14.56 [8]	0:58.76 [8]	0:43.56 [8]	0:28.62 [8]	0:14.06 [8]			
	(U1)	R J Butt	4.3L (+7)	0:43.56	200-0 (0:14.06)	(0:15.80)	(0:15.20)	(0:14.94)	(0:14.56)	(0:14.06)			
6	10	Wanna Play A Game	3:21.62	0:33.13	51.0 (2400-2200)	1:15.57 [2]	0:59.73 [2]	0:44.52 [2]	0:29.62 [1]	0:14.98 [1]			
	(5)	S J Ottley	4.3L (+17)	0:44.52	400-200 (0:14.64)	(0:15.84)	(0:15.22)	(0:14.90)	(0:14.64)	(0:14.98)			
7	2	Amistozo	3:21.69	0:33.29	50.7 (200-0)	1:15.16 [5]	0:59.37 [5]	0:44.06 [5]	0:29.06 [5]	0:14.42 [6]			
	(2)	J C Morrison	4.7L (-3)	0:44.07	200-0 (0:14.42)	(0:15.80)	(0:15.30)	(0:15.00)	(0:14.65)	(0:14.42)			
8	9	Atlantic City	3:21.75	0:32.72	51.3 (2200-2000)	1:15.94 [1]	1:00.10 [1]	0:44.77 [1]	0:29.74 [2]	0:15.06 [2]			
	(4)	Brad Williamson	5.1L (-2)	0:44.77	400-200 (0:14.68)	(0:15.84)	(0:15.33)	(0:15.03)	(0:14.68)	(0:15.06)			
9	5	Snoowgood	3:23.97	0:36.18	51.5 (400-200)	1:16.55 [10]	1:00.95 [9]	0:45.64 [9]	0:30.66 [9]	0:16.24 [9]			
	(U2)	S E O'Reilly	17.8L (-2)	0:45.64	1400-1200 (0:14.35)	(0:15.59)	(0:15.31)	(0:14.99)	(0:14.41)	(0:16.24)			
10	4	Isobel	3:34.57	0:37.77	52.7 (1400-1200)	1:27.16 [9]	1:11.36 [10]	0:56.13 [10]	0:37.63 [10]	0:16.42 [10]			
	(U1)	R T May	78.3L (+5)	0:56.13	1400-1200 (0:14.00)	(0:15.80)	(0:15.23)	(0:18.50)	(0:21.21)	(0:16.42)			

Scratched: Four Wise Women (#1)

Report Created: Fri 19 June 2026

(Note: Races are conducted over an approximate distance as close as possible to the advertised distance, and recorded data may vary accordingly. Official times refer to race times only and do not include handicap times.)

[] Position in running at each section and finish TAB# Saddle cloth number
 -:-:- No data available at this section BAR# Barrier/Gate Position
 NA No data available DNF Did not finish
 DNT Did not track DT-W Distance travelled compared to winner in metres

Fastest split
 Fastest section

data processed by TRIPLESDATA

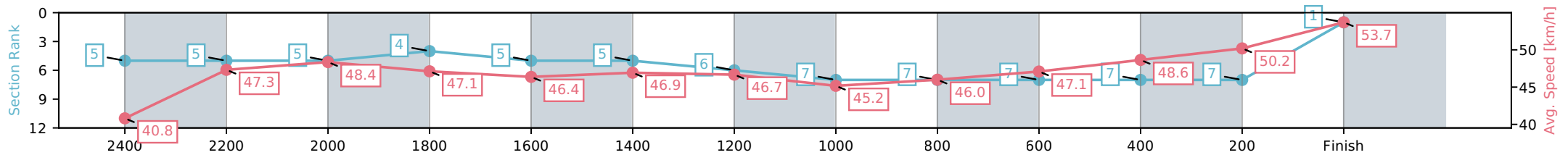
Horse/Jockey Name	Midnight Diamond/John R Dunn
Finish Rank	1
Fastest Section Time (Section)	0:13.43 (200-0)
Top Speed [km/h] (Section)	55.0 (200-0)
Race State	Finished



NZ Metropolitan Trotting Club Inc Harness
 Race 7: HORORATA TROTTING CLUB SILK ROAD (HEAT 1)
 HCP TROT - 2600m
 19 June 2026 - 7:49PM
 Weather: Fine



Section	L2600	L2400	L2200	L2000	L1800	L1600	L1400	L1200	L1000	L800	L600	L400	L200
Section Times	3:20.86 (0:18.34)	3:02.52 [5] (0:15.38)	2:47.14 [5] (0:15.08)	2:32.06 [5] (0:15.28)	2:16.78 [4] (0:15.71)	2:01.07 [5] (0:15.51)	1:45.56 [5] (0:15.43)	1:30.13 [6] (0:16.13)	1:14.00 [7] (0:15.79)	0:58.21 [7] (0:15.29)	0:42.92 [7] (0:14.98)	0:27.94 [7] (0:14.52)	0:13.43 [7] (0:13.43)
Average Speed [km/h]	40.8	47.3	48.4	47.1	46.4	46.9	46.7	45.2	46.0	47.1	48.6	50.2	53.7
Top Speed [km/h]	48.4	48.7	49.3	49.0	47.2	47.9	47.4	46.8	47.8	47.6	49.8	50.8	55.0
Avg. Dist. to Rail [m]	3.6	1.7	1.7	2.3	2.2	1.6	4.8	1.6	1.3	2.3	1.9	2.6	9.7



- [] Ranking at each section and finish
- :-:- No data available at this section
- NA No data available

Horse/Jockey Name	Love Walked In/B T Hope
Finish Rank	2
Fastest Section Time (Section)	0:14.45 (200-0)
Top Speed [km/h] (Section)	51.3 (400-200)
Race State	Finished



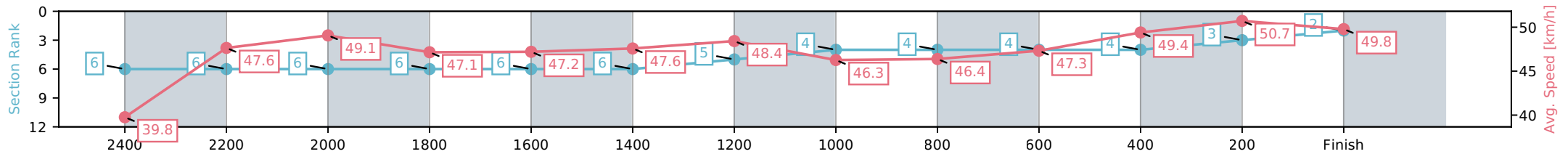
NZ Metropolitan Trotting Club Inc Harness
 Race 7: HORORATA TROTTING CLUB SILK ROAD (HEAT 1)
 HCP TROT - 2600m



19 June 2026 - 7:49PM

Weather: Fine

Section	L2600	L2400	L2200	L2000	L1800	L1600	L1400	L1200	L1000	L800	L600	L400	L200
Section Times	3:21.29 (0:18.81)	3:02.48 [6] (0:15.39)	2:47.09 [6] (0:15.00)	2:32.09 [6] (0:15.27)	2:16.82 [6] (0:15.62)	2:01.20 [6] (0:15.48)	1:45.73 [6] (0:14.87)	1:30.86 [5] (0:15.95)	1:14.90 [4] (0:15.83)	0:59.07 [4] (0:15.22)	0:43.86 [4] (0:14.91)	0:28.94 [4] (0:14.49)	0:14.45 [3] (0:14.45)
Average Speed [km/h]	39.8	47.6	49.1	47.1	47.2	47.6	48.4	46.3	46.4	47.3	49.4	50.7	49.8
Top Speed [km/h]	47.2	48.5	49.9	50.2	48.0	48.4	49.1	47.2	47.2	48.0	50.4	51.3	51.2
Avg. Dist. to Rail [m]	5.2	2.4	3.0	4.2	3.9	3.2	6.5	3.1	2.9	4.0	3.4	3.6	7.3



- [] Ranking at each section and finish
- :-:- No data available at this section
- NA No data available

Horse/Jockey Name	Royal Gypsy/S J Thornley
Finish Rank	3
Fastest Section Time (Section)	0:14.28 (200-0)
Top Speed [km/h] (Section)	52.2 (200-0)
Race State	Finished



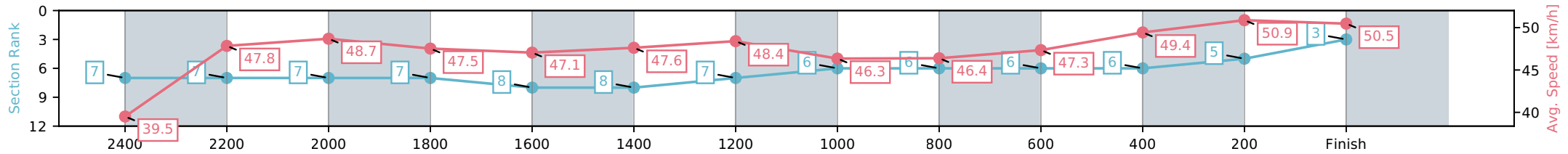
NZ Metropolitan Trotting Club Inc Harness
 Race 7: HORORATA TROTTING CLUB SILK ROAD (HEAT 1)
 HCP TROT - 2600m



19 June 2026 - 7:49PM

Weather: Fine

Section	L2600	L2400	L2200	L2000	L1800	L1600	L1400	L1200	L1000	L800	L600	L400	L200
Section Times	3:21.39 (0:19.13)	3:02.26 [7] (0:15.40)	2:46.86 [7] (0:15.12)	2:31.74 [7] (0:15.16)	2:16.58 [7] (0:15.64)	2:00.94 [8] (0:15.45)	1:45.49 [8] (0:14.88)	1:30.61 [7] (0:15.93)	1:14.69 [6] (0:15.82)	0:58.87 [6] (0:15.22)	0:43.65 [6] (0:14.91)	0:28.74 [6] (0:14.46)	0:14.28 [5] (0:14.28)
Average Speed [km/h]	39.5	47.8	48.7	47.5	47.1	47.6	48.4	46.3	46.4	47.3	49.4	50.9	50.5
Top Speed [km/h]	45.6	48.6	49.5	49.3	48.1	48.4	48.6	47.4	47.1	48.2	50.5	52.1	52.2
Avg. Dist. to Rail [m]	6.7	3.2	3.0	3.9	3.7	3.0	6.5	3.2	2.8	4.0	3.4	3.9	8.7



- [] Ranking at each section and finish
- :-:- No data available at this section
- NA No data available

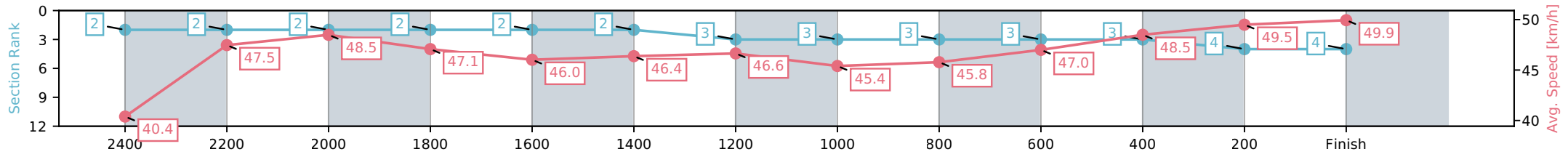
Horse/Jockey Name	Almighty/J W Cox
Finish Rank	4
Fastest Section Time (Section)	0:14.43 (200-0)
Top Speed [km/h] (Section)	50.2 (200-0)
Race State	Finished



NZ Metropolitan Trotting Club Inc Harness
 Race 7: HORORATA TROTTING CLUB SILK ROAD (HEAT 1)
 HCP TROT - 2600m
 19 June 2026 - 7:49PM
 Weather: Fine



Section	L2600	L2400	L2200	L2000	L1800	L1600	L1400	L1200	L1000	L800	L600	L400	L200
Section Times	3:21.41 (0:17.56)	3:03.85 [2] (0:15.32)	2:48.53 [2] (0:14.99)	2:33.54 [2] (0:15.30)	2:18.24 [2] (0:15.82)	2:02.42 [2] (0:15.69)	1:46.73 [2] (0:15.43)	1:31.30 [3] (0:16.03)	1:15.27 [3] (0:15.86)	0:59.41 [3] (0:15.32)	0:44.09 [3] (0:15.00)	0:29.09 [3] (0:14.65)	0:14.43 [4] (0:14.43)
Average Speed [km/h]	40.4	47.5	48.5	47.1	46.0	46.4	46.6	45.4	45.8	47.0	48.5	49.5	49.9
Top Speed [km/h]	48.6	47.9	49.1	48.0	46.4	47.0	47.2	47.0	47.4	47.4	49.6	50.0	50.2
Avg. Dist. to Rail [m]	3.8	1.5	1.4	2.2	1.9	1.6	4.6	1.4	1.3	2.3	1.7	1.2	2.0



[] Ranking at each section and finish
 -:-:- No data available at this section
 NA No data available

Horse/Jockey Name	Mavis Jones/R J Butt
Finish Rank	5
Fastest Section Time (Section)	0:14.06 (200-0)
Top Speed [km/h] (Section)	52.6 (200-0)
Race State	Finished



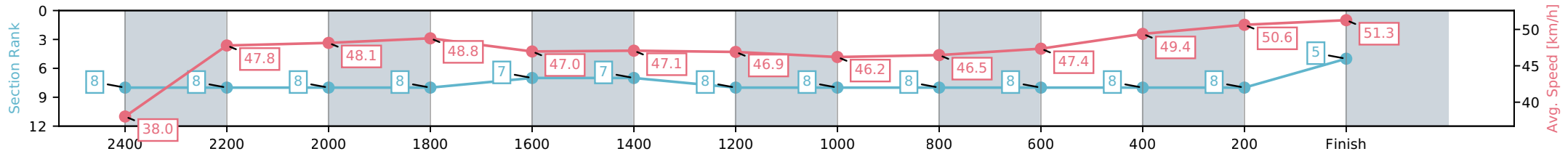
NZ Metropolitan Trotting Club Inc Harness
 Race 7: HORORATA TROTTING CLUB SILK ROAD (HEAT 1)
 HCP TROT - 2600m



19 June 2026 - 7:49PM

Weather: Fine

Section	L2600	L2400	L2200	L2000	L1800	L1600	L1400	L1200	L1000	L800	L600	L400	L200
Section Times	3:21.61 (0:19.81)	3:01.80 [8] (0:15.26)	2:46.54 [8] (0:15.04)	2:31.50 [8] (0:14.77)	2:16.73 [8] (0:15.45)	2:01.29 [7] (0:15.41)	1:45.88 [7] (0:15.36)	1:30.52 [8] (0:15.96)	1:14.56 [8] (0:15.80)	0:58.76 [8] (0:15.20)	0:43.56 [8] (0:14.94)	0:28.62 [8] (0:14.56)	0:14.06 [8] (0:14.06)
Average Speed [km/h]	38.0	47.8	48.1	48.8	47.0	47.1	46.9	46.2	46.5	47.4	49.4	50.6	51.3
Top Speed [km/h]	47.1	48.5	49.6	50.5	47.5	48.4	48.5	46.9	47.5	48.3	51.0	51.4	52.6
Avg. Dist. to Rail [m]	9.5	1.9	1.0	1.5	1.5	1.2	4.7	3.0	2.9	4.1	3.5	4.2	10.9



- [] Ranking at each section and finish
- :-:- No data available at this section
- NA No data available

Horse/Jockey Name	Wanna Play A Game/S J Ottley
Finish Rank	6
Fastest Section Time (Section)	0:14.64 (400-200)
Top Speed [km/h] (Section)	51.0 (2400-2200)
Race State	Finished



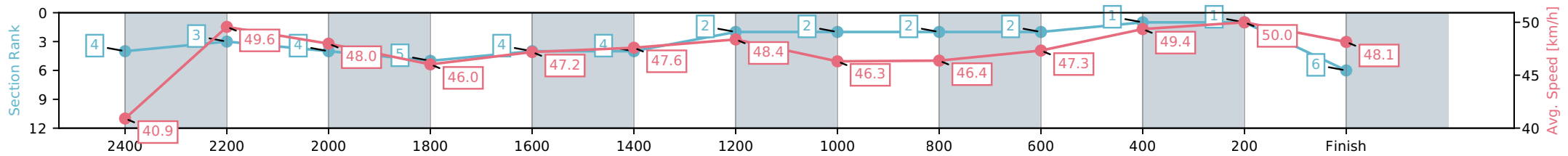
NZ Metropolitan Trotting Club Inc Harness
 Race 7: HORORATA TROTTING CLUB SILK ROAD (HEAT 1)
 HCP TROT - 2600m



19 June 2026 - 7:49PM

Weather: Fine

Section	L2600	L2400	L2200	L2000	L1800	L1600	L1400	L1200	L1000	L800	L600	L400	L200
Section Times	3:21.62 (0:18.22)	3:03.40 [4] (0:14.91)	2:48.48 [3] (0:15.34)	2:33.14 [4] (0:15.64)	2:17.50 [5] (0:15.62)	2:01.88 [4] (0:15.48)	1:46.40 [4] (0:14.88)	1:31.52 [2] (0:15.95)	1:15.57 [2] (0:15.84)	0:59.73 [2] (0:15.22)	0:44.52 [2] (0:14.90)	0:29.62 [1] (0:14.64)	0:14.98 [1] (0:14.98)
Average Speed [km/h]	40.9	49.6	48.0	46.0	47.2	47.6	48.4	46.3	46.4	47.3	49.4	50.0	48.1
Top Speed [km/h]	50.9	51.0	50.8	46.9	47.9	48.3	49.3	47.1	47.0	47.9	50.3	50.5	49.7
Avg. Dist. to Rail [m]	8.6	3.5	3.1	4.1	3.9	3.2	6.6	3.2	2.9	4.1	3.2	2.7	5.5



- [] Ranking at each section and finish
- :-:- No data available at this section
- NA No data available

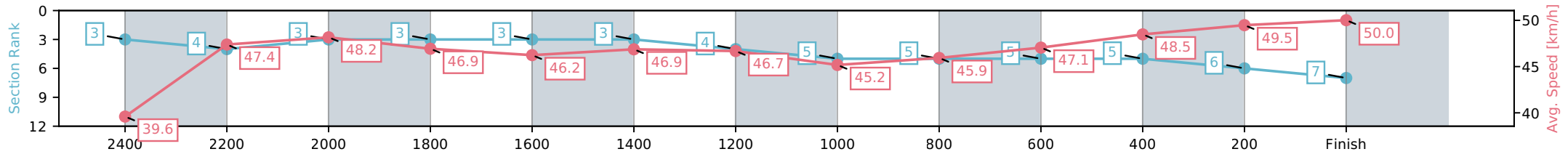
Horse/Jockey Name	Amistozo/J C Morrison
Finish Rank	7
Fastest Section Time (Section)	0:14.42 (200-0)
Top Speed [km/h] (Section)	50.7 (200-0)
Race State	Finished



NZ Metropolitan Trotting Club Inc Harness
 Race 7: HORORATA TROTTING CLUB SILK ROAD (HEAT 1)
 HCP TROT - 2600m
 19 June 2026 - 7:49PM
 Weather: Fine



Section	L2600	L2400	L2200	L2000	L1800	L1600	L1400	L1200	L1000	L800	L600	L400	L200
Section Times	3:21.69 (0:17.92)	3:03.76 [3] (0:15.37)	2:48.39 [4] (0:15.08)	2:33.31 [3] (0:15.34)	2:17.97 [3] (0:15.74)	2:02.22 [3] (0:15.52)	1:46.70 [3] (0:15.42)	1:31.28 [4] (0:16.11)	1:15.16 [5] (0:15.80)	0:59.37 [5] (0:15.30)	0:44.06 [5] (0:15.00)	0:29.06 [5] (0:14.65)	0:14.42 [6] (0:14.42)
Average Speed [km/h]	39.6	47.4	48.2	46.9	46.2	46.9	46.7	45.2	45.9	47.1	48.5	49.5	50.0
Top Speed [km/h]	48.2	48.5	49.1	48.8	46.9	47.7	47.2	46.8	47.6	47.6	49.7	50.1	50.7
Avg. Dist. to Rail [m]	2.4	1.7	1.3	2.3	2.0	1.6	4.8	1.5	1.2	2.2	1.7	1.2	1.7



[] Ranking at each section and finish
 -:-:- No data available at this section
 NA No data available

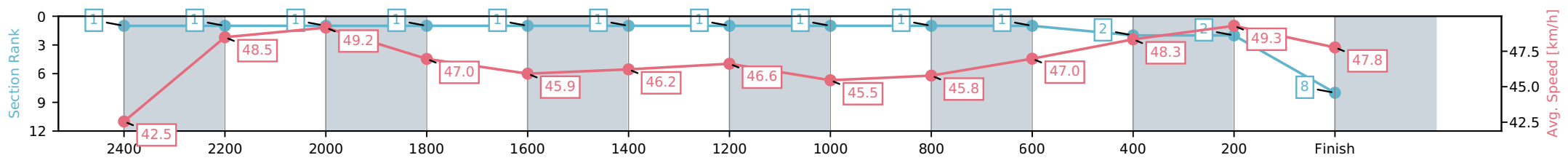
Horse/Jockey Name	Atlantic City/Brad Williamson
Finish Rank	8
Fastest Section Time (Section)	0:14.68 (400-200)
Top Speed [km/h] (Section)	51.3 (2200-2000)
Race State	Finished



NZ Metropolitan Trotting Club Inc Harness
 Race 7: HORORATA TROTTING CLUB SILK ROAD (HEAT 1)
 HCP TROT - 2600m
 19 June 2026 - 7:49PM
 Weather: Fine



Section	L2600	L2400	L2200	L2000	L1800	L1600	L1400	L1200	L1000	L800	L600	L400	L200
Section Times	3:21.75 (0:17.52)	3:04.22 [1] (0:15.20)	2:49.02 [1] (0:14.76)	2:34.26 [1] (0:15.34)	2:18.93 [1] (0:15.81)	2:03.12 [1] (0:15.69)	1:47.42 [1] (0:15.45)	1:31.97 [1] (0:16.03)	1:15.94 [1] (0:15.84)	1:00.10 [1] (0:15.33)	0:44.77 [1] (0:15.03)	0:29.74 [2] (0:14.68)	0:15.06 [2] (0:15.06)
Average Speed [km/h]	42.5	48.5	49.2	47.0	45.9	46.2	46.6	45.5	45.8	47.0	48.3	49.3	47.8
Top Speed [km/h]	50.2	49.9	51.3	47.8	46.6	46.8	47.0	46.9	47.3	47.4	49.6	50.0	48.5
Avg. Dist. to Rail [m]	7.0	3.3	1.5	1.8	1.5	1.2	4.9	1.6	1.2	2.3	1.5	1.2	3.5



[] Ranking at each section and finish
 -:-:- No data available at this section
 NA No data available

Horse/Jockey Name	Snoowgood/S E O'Reilly
Finish Rank	9
Fastest Section Time (Section)	0:14.35 (1400-1200)
Top Speed [km/h] (Section)	51.5 (400-200)
Race State	Finished



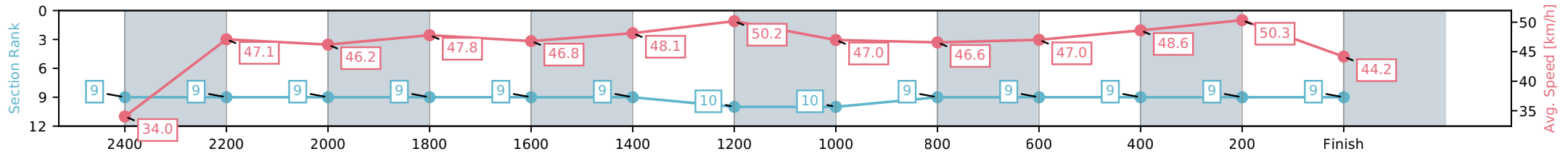
NZ Metropolitan Trotting Club Inc Harness
 Race 7: HORORATA TROTTING CLUB SILK ROAD (HEAT 1)
 HCP TROT - 2600m



19 June 2026 - 7:49PM

Weather: Fine

Section	L2600	L2400	L2200	L2000	L1800	L1600	L1400	L1200	L1000	L800	L600	L400	L200
Section Times	3:23.97 (0:20.66)	3:03.31 [9] (0:15.52)	2:47.79 [9] (0:15.71)	2:32.08 [9] (0:15.06)	2:17.01 [9] (0:15.52)	2:01.49 [9] (0:15.09)	1:46.41 [9] (0:14.35)	1:32.05 [10] (0:15.51)	1:16.55 [10] (0:15.59)	1:00.95 [9] (0:15.31)	0:45.64 [9] (0:14.99)	0:30.66 [9] (0:14.41)	0:16.24 [9] (0:16.24)
Average Speed [km/h]	34.0	47.1	46.2	47.8	46.8	48.1	50.2	47.0	46.6	47.0	48.6	50.3	44.2
Top Speed [km/h]	47.0	47.7	47.4	48.5	47.5	48.8	50.8	49.3	48.2	47.5	50.2	51.5	51.3
Avg. Dist. to Rail [m]	11.2	2.2	1.2	1.4	1.6	1.3	4.1	1.7	1.2	2.1	1.9	1.4	3.8



- [] Ranking at each section and finish
- :-:- No data available at this section
- NA No data available

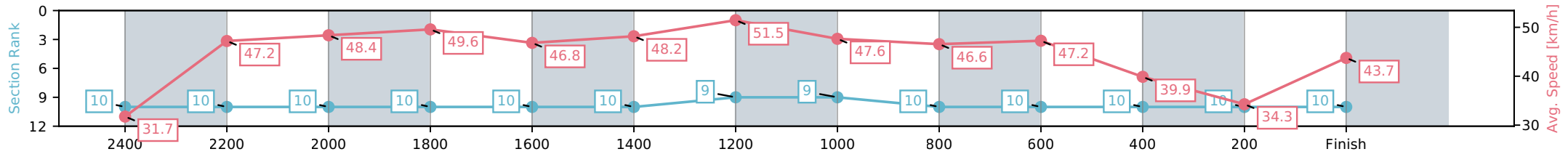
Horse/Jockey Name	Isobel/R T May
Finish Rank	10
Fastest Section Time (Section)	0:14.00 (1400-1200)
Top Speed [km/h] (Section)	52.7 (1400-1200)
Race State	Finished



NZ Metropolitan Trotting Club Inc Harness
 Race 7: HORORATA TROTTING CLUB SILK ROAD (HEAT 1)
 HCP TROT - 2600m
 19 June 2026 - 7:49PM
 Weather: Fine



Section	L2600	L2400	L2200	L2000	L1800	L1600	L1400	L1200	L1000	L800	L600	L400	L200
Section Times	3:34.57 (0:22.33)	3:12.24 [10] (0:15.44)	2:56.80 [10] (0:14.98)	2:41.81 [10] (0:14.53)	2:27.28 [10] (0:15.53)	2:11.76 [10] (0:15.07)	1:56.68 [10] (0:14.00)	1:42.69 [9] (0:15.53)	1:27.16 [9] (0:15.80)	1:11.36 [10] (0:15.23)	0:56.13 [10] (0:18.50)	0:37.63 [10] (0:21.21)	0:16.42 [10] (0:16.42)
Average Speed [km/h]	31.7	47.2	48.4	49.6	46.8	48.2	51.5	47.6	46.6	47.2	39.9	34.3	43.7
Top Speed [km/h]	47.6	48.8	50.6	50.8	47.6	49.1	52.7	50.6	48.0	47.5	47.5	41.0	45.3
Avg. Dist. to Rail [m]	12.9	2.1	1.1	1.6	1.7	1.4	6.1	3.4	3.0	4.1	3.4	1.6	3.8



[] Ranking at each section and finish
 -:-:- No data available at this section
 NA No data available