



NZ Metropolitan Trotting Club Inc Harness
 Race 9: GOLD BAND TAXIS MOBILE PACE - 1980m
 19 June 2026 - 8:53PM



Weather: Fine

Field Times (Race Tempo) 2:25.05 (0:11.16) 2:13.89 (0:14.55) 1:59.34 (0:15.05) 1:44.30 (0:15.82) 1:28.47 (0:16.10) 1:12.38 (0:15.46) 0:56.92 (0:14.52) 0:42.40 (0:13.90)

Rank	TAB#	Horse	Overall Time	First 400m	Top Speed km/h (Section)	L1980	L1800	L1600	L1400	L1200	L1000	L800	L600
	(BAR#)	Driver	Margin (DT-W)	Last 600m	Fastest Section (Time)	Start - 1800	1800 - 1600	1600 - 1400	1400 - 1200	1200 - 1000	1000 - 800	800 - 600	600 - 400
1	4	Commander Joe	2:25.05	0:28.58	54.2 (1980 - 1800)	2:25.05	2:13.43 [5]	1:58.54 [6]	1:43.20 [6]	1:27.57 [5]	1:11.78 [4]	0:56.35 [4]	0:41.93 [4]
	(4)	H V Douglas		0:41.94	400-200 (0:13.84)	(0:11.62)	(0:14.90)	(0:15.33)	(0:15.64)	(0:15.79)	(0:15.42)	(0:14.42)	(0:13.96)
2	5	Better Be Quick	2:25.41	0:28.30	56.2 (1980 - 1800)	2:25.41	2:14.15 [2]	1:59.21 [4]	1:43.88 [4]	1:28.25 [3]	1:12.44 [2]	0:57.02 [2]	0:42.58 [2]
	(5)	John R Dunn	2.0L (+1)	0:42.58	600-400 (0:13.98)	(0:11.26)	(0:14.94)	(0:15.33)	(0:15.63)	(0:15.81)	(0:15.42)	(0:14.44)	(0:13.98)
3	3	Beachbreak	2:25.44	0:27.76	56.7 (1980 - 1800)	2:25.44	2:14.28 [1]	1:59.73 [1]	1:44.34 [2]	1:28.51 [2]	1:12.42 [3]	0:56.98 [3]	0:42.48 [3]
	(3)	T S Chmiel	2.2L (-16)	0:42.48	600-400 (0:13.90)	(0:11.16)	(0:14.55)	(0:15.39)	(0:15.84)	(0:16.09)	(0:15.44)	(0:14.50)	(0:13.90)
4	6	Kowhai Star	2:25.51	0:28.24	53.8 (400-200)	2:25.51	2:13.56 [7]	1:59.22 [5]	1:43.81 [5]	1:28.00 [6]	1:11.92 [7]	0:56.50 [6]	0:41.98 [7]
	(6)	D M Williams	2.6L (-15)	0:41.98	400-200 (0:13.67)	(0:11.95)	(0:14.34)	(0:15.42)	(0:15.81)	(0:16.08)	(0:15.42)	(0:14.52)	(0:13.87)
5	7	Seaside Croft	2:25.53	0:28.12	55.7 (1980 - 1800)	2:25.53	2:14.00 [4]	1:59.40 [3]	1:44.78 [1]	1:28.95 [1]	1:12.86 [1]	0:57.40 [1]	0:42.88 [1]
	(7)	S J Ottley	2.7L (-8)	0:42.88	600-400 (0:13.90)	(0:11.53)	(0:14.60)	(0:14.62)	(0:15.82)	(0:16.10)	(0:15.46)	(0:14.52)	(0:13.90)
6	9	Black Mach	2:25.59	0:28.90	54.3 (400-200)	2:25.59	2:13.66 [6]	1:58.74 [7]	1:43.42 [7]	1:27.78 [7]	1:12.01 [6]	0:56.58 [6]	0:42.18 [6]
	(9)	S J Thornley	3.1L (+3)	0:42.18	400-200 (0:13.80)	(0:11.93)	(0:14.92)	(0:15.32)	(0:15.64)	(0:15.77)	(0:15.42)	(0:14.41)	(0:13.95)
7	10	Mostert	2:25.75	0:27.67	56.6 (1980 - 1800)	2:25.75	2:14.25 [3]	1:59.75 [2]	1:44.35 [3]	1:28.53 [4]	1:12.46 [5]	0:57.03 [5]	0:42.53 [5]
	(10)	C J Dalgety	4.0L (-16)	0:42.53	600-400 (0:13.89)	(0:11.50)	(0:14.50)	(0:15.40)	(0:15.82)	(0:16.07)	(0:15.43)	(0:14.50)	(0:13.89)

Scratched: Carrera Tranquilo (#1), Blazing Knuckles (#2), C C Arden (#8)

Report Created: Fri 19 June 2026

(Note: Races are conducted over an approximate distance as close as possible to the advertised distance, and recorded data may vary accordingly. Official times refer to race times only and do not include handicap times.)

[] Position in running at each section and finish
 TAB# Saddle cloth number
 --- No data available at this section
 BAR# Barrier/Gate Position
 NA No data available
 DNF Did not finish
 DNT Did not track
 DT-W Distance travelled compared to winner in metres

[] Fastest split
 [█] Fastest section

data processed by TRIPLESDATA



NZ Metropolitan Trotting Club Inc Harness
Race 9: GOLD BAND TAXIS MOBILE PACE - 1980m

19 June 2026 - 8:53PM



Weather: Fine

Field Times 0:28.50 0:14.50
(Race Tempo) (0:14.00) (0:14.50)

Rank	TAB#	Horse	Overall Time	First 400m	Top Speed km/h (Section)	L400	L200						
	(BAR#)	Driver	Margin (DT-W)	Last 600m	Fastest Section (Time)	400 - 200	200 - Finish						
1	4	Commander Joe	2:25.05	0:28.58	54.2 (1980 - 1800)	0:27.98 [4]	0:14.14 [4]						
	(4)	H V Douglas		0:41.94	400-200 (0:13.84)	(0:13.84)	(0:14.14)						
2	5	Better Be Quick	2:25.41	0:28.30	56.2 (1980 - 1800)	0:28.60 [2]	0:14.56 [3]						
	(5)	John R Dunn	2.0L (+1)	0:42.58	600-400 (0:13.98)	(0:14.04)	(0:14.56)						
3	3	Beachbreak	2:25.44	0:27.76	56.7 (1980 - 1800)	0:28.58 [3]	0:14.62 [2]						
	(3)	T S Chmiel	2.2L (-16)	0:42.48	600-400 (0:13.90)	(0:13.96)	(0:14.62)						
4	6	Kowhai Star	2:25.51	0:28.24	53.8 (400-200)	0:28.12 [7]	0:14.44 [6]						
	(6)	D M Williams	2.6L (-15)	0:41.98	400-200 (0:13.67)	(0:13.67)	(0:14.44)						
5	7	Seaside Croft	2:25.53	0:28.12	55.7 (1980 - 1800)	0:28.98 [1]	0:14.98 [1]						
	(7)	S J Ottley	2.7L (-8)	0:42.88	600-400 (0:13.90)	(0:14.00)	(0:14.98)						
6	9	Black Mach	2:25.59	0:28.90	54.3 (400-200)	0:28.23 [6]	0:14.43 [7]						
	(9)	S J Thornley	3.1L (+3)	0:42.18	400-200 (0:13.80)	(0:13.80)	(0:14.43)						
7	10	Mostert	2:25.75	0:27.67	56.6 (1980 - 1800)	0:28.63 [5]	0:14.69 [5]						
	(10)	C J Dalgety	4.0L (-16)	0:42.53	600-400 (0:13.89)	(0:13.95)	(0:14.69)						

Scratched: Carrera Tranquilo (#1), Blazing Knuckles (#2), C C Arden (#8)

Report Created: Fri 19 June 2026

(Note: Races are conducted over an approximate distance as close as possible to the advertised distance, and recorded data may vary accordingly. Official times refer to race times only and do not include handicap times.)

[] Position in running at each section and finish TAB# Saddle cloth number

-:-:- No data available at this section

NA No data available

DNT Did not track

BAR# Barrier/Gate Position

DNF Did not finish

DT-W Distance travelled compared to winner in metres

Fastest split

Fastest section

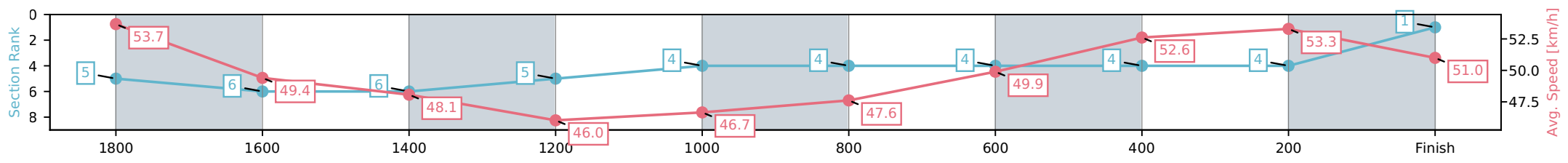
Horse/Jockey Name	Commander Joe/H V Douglas
Finish Rank	1
Fastest Section Time (Section)	0:13.84 (400-200)
Top Speed [km/h] (Section)	54.2 (1980 - 1800)
Race State	Finished



NZ Metropolitan Trotting Club Inc Harness
 Race 9: GOLD BAND TAXIS MOBILE PACE - 1980m
 19 June 2026 - 8:53PM
 Weather: Fine



Section	L1980	L1800	L1600	L1400	L1200	L1000	L800	L600	L400	L200
Section Times	2:25.05 (0:11.62)	2:13.43 [5] (0:14.90)	1:58.54 [6] (0:15.33)	1:43.20 [6] (0:15.64)	1:27.57 [5] (0:15.79)	1:11.78 [4] (0:15.42)	0:56.35 [4] (0:14.42)	0:41.93 [4] (0:13.96)	0:27.98 [4] (0:13.84)	0:14.14 [4] (0:14.14)
Average Speed [km/h]	53.7	49.4	48.1	46.0	46.7	47.6	49.9	52.6	53.3	51.0
Top Speed [km/h]	54.2	53.0	49.1	47.0	47.5	48.9	51.1	53.7	53.8	52.6
Avg. Dist. to Rail [m]	3.7	3.5	3.3	5.5	3.0	2.8	3.1	2.7	4.0	6.6



[] Ranking at each section and finish
 -:-:- No data available at this section
 NA No data available

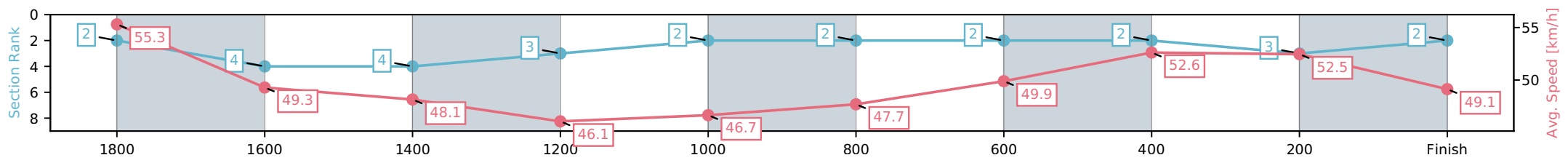
Horse/Jockey Name	Better Be Quick/John R Dunn
Finish Rank	2
Fastest Section Time (Section)	0:13.98 (600-400)
Top Speed [km/h] (Section)	56.2 (1980 - 1800)
Race State	Finished



NZ Metropolitan Trotting Club Inc Harness
 Race 9: GOLD BAND TAXIS MOBILE PACE - 1980m
 19 June 2026 - 8:53PM
 Weather: Fine



Section	L1980	L1800	L1600	L1400	L1200	L1000	L800	L600	L400	L200
Section Times	2:25.41 (0:11.26)	2:14.15 [2] (0:14.94)	1:59.21 [4] (0:15.33)	1:43.88 [4] (0:15.63)	1:28.25 [3] (0:15.81)	1:12.44 [2] (0:15.42)	0:57.02 [2] (0:14.44)	0:42.58 [2] (0:13.98)	0:28.60 [2] (0:14.04)	0:14.56 [3] (0:14.56)
Average Speed [km/h]	55.3	49.3	48.1	46.1	46.7	47.7	49.9	52.6	52.5	49.1
Top Speed [km/h]	56.2	53.6	49.5	46.9	47.5	48.9	51.2	53.8	53.9	51.3
Avg. Dist. to Rail [m]	5.2	3.7	3.6	5.5	3.0	3.0	3.2	3.0	3.6	5.1



[] Ranking at each section and finish
 -:-:- No data available at this section
 NA No data available

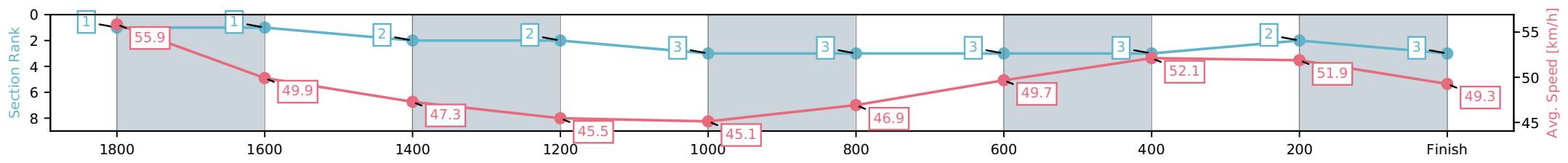
Horse/Jockey Name	Beachbreak/T S Chmiel
Finish Rank	3
Fastest Section Time (Section)	0:13.90 (600-400)
Top Speed [km/h] (Section)	56.7 (1980 - 1800)
Race State	Finished



NZ Metropolitan Trotting Club Inc Harness
 Race 9: GOLD BAND TAXIS MOBILE PACE - 1980m
 19 June 2026 - 8:53PM
 Weather: Fine



Section	L1980	L1800	L1600	L1400	L1200	L1000	L800	L600	L400	L200
Section Times	2:25.44 (0:11.16)	2:14.28 [1] (0:14.55)	1:59.73 [1] (0:15.39)	1:44.34 [2] (0:15.84)	1:28.51 [2] (0:16.09)	1:12.42 [3] (0:15.44)	0:56.98 [3] (0:14.50)	0:42.48 [3] (0:13.90)	0:28.58 [3] (0:13.96)	0:14.62 [2] (0:14.62)
Average Speed [km/h]	55.9	49.9	47.3	45.5	45.1	46.9	49.7	52.1	51.9	49.3
Top Speed [km/h]	56.7	54.7	47.9	47.2	46.9	48.3	51.3	53.0	52.8	52.1
Avg. Dist. to Rail [m]	2.1	1.7	1.7	3.1	1.0	1.0	1.0	0.8	1.0	1.6



[] Ranking at each section and finish
 -:-:- No data available at this section
 NA No data available

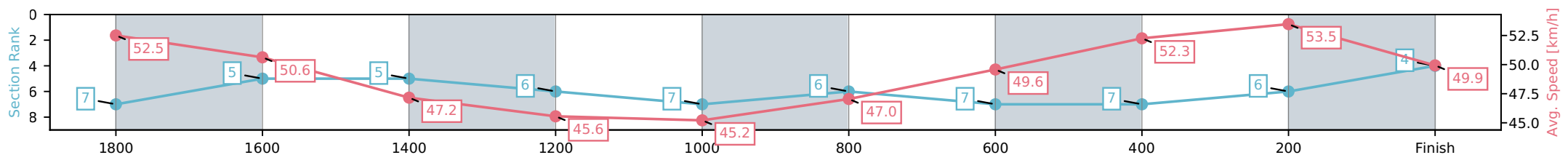
Horse/Jockey Name	Kowhai Star/D M Williams
Finish Rank	4
Fastest Section Time (Section)	0:13.67 (400-200)
Top Speed [km/h] (Section)	53.8 (400-200)
Race State	Finished



NZ Metropolitan Trotting Club Inc Harness
 Race 9: GOLD BAND TAXIS MOBILE PACE - 1980m
 19 June 2026 - 8:53PM
 Weather: Fine



Section	L1980	L1800	L1600	L1400	L1200	L1000	L800	L600	L400	L200
Section Times	2:25.51 (0:11.95)	2:13.56 [7] (0:14.34)	1:59.22 [5] (0:15.42)	1:43.81 [5] (0:15.81)	1:28.00 [6] (0:16.08)	1:11.92 [7] (0:15.42)	0:56.50 [6] (0:14.52)	0:41.98 [7] (0:13.87)	0:28.12 [7] (0:13.67)	0:14.44 [6] (0:14.44)
Average Speed [km/h]	52.5	50.6	47.2	45.6	45.2	47.0	49.6	52.3	53.5	49.9
Top Speed [km/h]	53.6	53.8	48.1	47.3	47.2	48.5	51.5	53.3	53.8	52.9
Avg. Dist. to Rail [m]	4.7	1.4	1.6	2.9	1.3	1.1	1.0	0.9	2.7	5.6



[] Ranking at each section and finish
 -:-:- No data available at this section
 NA No data available

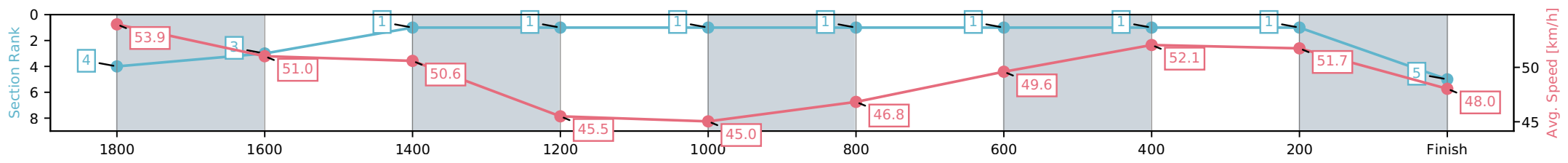
Horse/Jockey Name	Seaside Croft/S J Ottley
Finish Rank	5
Fastest Section Time (Section)	0:13.90 (600-400)
Top Speed [km/h] (Section)	55.7 (1980 - 1800)
Race State	Finished



NZ Metropolitan Trotting Club Inc Harness
 Race 9: GOLD BAND TAXIS MOBILE PACE - 1980m
 19 June 2026 - 8:53PM
 Weather: Fine



Section	L1980	L1800	L1600	L1400	L1200	L1000	L800	L600	L400	L200
Section Times	2:25.53 (0:11.53)	2:14.00 [4] (0:14.60)	1:59.40 [3] (0:14.62)	1:44.78 [1] (0:15.82)	1:28.95 [1] (0:16.10)	1:12.86 [1] (0:15.46)	0:57.40 [1] (0:14.52)	0:42.88 [1] (0:13.90)	0:28.98 [1] (0:14.00)	0:14.98 [1] (0:14.98)
Average Speed [km/h]	53.9	51.0	50.6	45.5	45.0	46.8	49.6	52.1	51.7	48.0
Top Speed [km/h]	55.7	52.8	52.7	47.6	46.7	48.1	50.9	52.6	52.6	50.9
Avg. Dist. to Rail [m]	7.1	5.2	3.6	2.9	0.9	0.9	0.8	0.8	1.1	3.2



[] Ranking at each section and finish
 -:-:- No data available at this section
 NA No data available

Horse/Jockey Name	Black Mach/S J Thornley
Finish Rank	6
Fastest Section Time (Section)	0:13.80 (400-200)
Top Speed [km/h] (Section)	54.3 (400-200)
Race State	Finished



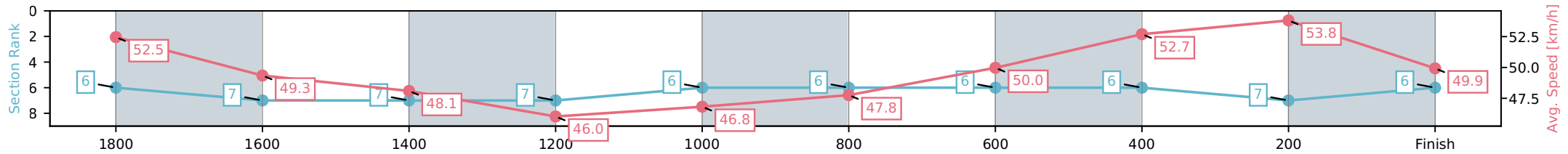
NZ Metropolitan Trotting Club Inc Harness
 Race 9: GOLD BAND TAXIS MOBILE PACE - 1980m



19 June 2026 - 8:53PM

Weather: Fine

Section	L1980	L1800	L1600	L1400	L1200	L1000	L800	L600	L400	L200
Section Times	2:25.59 (0:11.93)	2:13.66 [6] (0:14.92)	1:58.74 [7] (0:15.32)	1:43.42 [7] (0:15.64)	1:27.78 [7] (0:15.77)	1:12.01 [6] (0:15.42)	0:56.58 [6] (0:14.41)	0:42.18 [6] (0:13.95)	0:28.23 [6] (0:13.80)	0:14.43 [7] (0:14.43)
Average Speed [km/h]	52.5	49.3	48.1	46.0	46.8	47.8	50.0	52.7	53.8	49.9
Top Speed [km/h]	53.1	53.5	49.3	47.7	47.6	49.2	51.0	53.7	54.3	52.6
Avg. Dist. to Rail [m]	7.4	3.5	3.4	5.8	3.2	3.1	3.4	2.9	5.1	8.1



- [] Ranking at each section and finish
- :-:- No data available at this section
- NA No data available

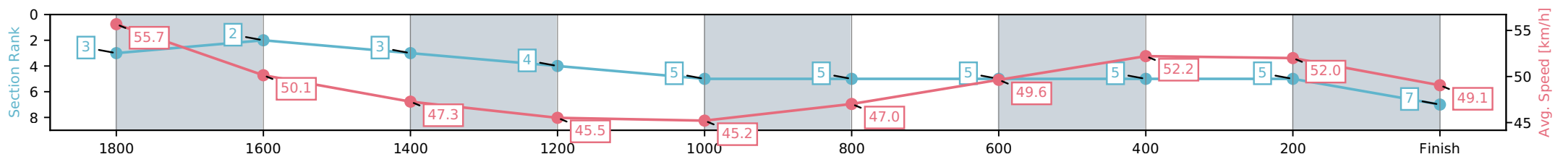
Horse/Jockey Name	Mostert/C J Dalgety
Finish Rank	7
Fastest Section Time (Section)	0:13.89 (600-400)
Top Speed [km/h] (Section)	56.6 (1980 - 1800)
Race State	Finished



NZ Metropolitan Trotting Club Inc Harness
 Race 9: GOLD BAND TAXIS MOBILE PACE - 1980m
 19 June 2026 - 8:53PM
 Weather: Fine



Section	L1980	L1800	L1600	L1400	L1200	L1000	L800	L600	L400	L200
Section Times	2:25.75 (0:11.50)	2:14.25 [3] (0:14.50)	1:59.75 [2] (0:15.40)	1:44.35 [3] (0:15.82)	1:28.53 [4] (0:16.07)	1:12.46 [5] (0:15.43)	0:57.03 [5] (0:14.50)	0:42.53 [5] (0:13.89)	0:28.63 [5] (0:13.95)	0:14.69 [5] (0:14.69)
Average Speed [km/h]	55.7	50.1	47.3	45.5	45.2	47.0	49.6	52.2	52.0	49.1
Top Speed [km/h]	56.6	54.3	48.2	47.1	47.0	48.6	51.3	53.3	53.0	53.6
Avg. Dist. to Rail [m]	1.9	1.6	1.8	3.1	1.2	1.1	1.1	1.0	1.3	3.7



[] Ranking at each section and finish
 -:-:- No data available at this section
 NA No data available