



NZ Metropolitan Trotting Club Inc Harness  
 Race 1: GARRARDS HORSE & HOUND MOBILE PACE - 1980m  
 21 June 2026 - 4:11PM



Weather: Showers

Field Times (Race Tempo) 2:27.00 (0:11.32) 2:15.68 (0:14.57) 2:01.11 (0:15.34) 1:45.77 (0:14.84) 1:30.93 (0:15.82) 1:15.11 (0:15.36) 0:59.76 (0:14.85) 0:44.91 (0:15.25)

Rank	TAB#	Horse	Overall Time	First 400m	Top Speed km/h (Section)	L1980	L1800	L1600	L1400	L1200	L1000	L800	L600
	(BAR#)	Driver	Margin (DT-W)	Last 600m	Fastest Section (Time)	Start - 1800	1800 - 1600	1600 - 1400	1400 - 1200	1200 - 1000	1000 - 800	800 - 600	600 - 400
1	3	Mouton Cadet	2:27.00	0:27.92	56.1 (1980 - 1800)	2:27.00	2:15.68 [1]	2:01.11 [1]	1:45.76 [1]	1:30.93 [1]	1:15.11 [1]	0:59.76 [1]	0:44.91 [1]
	(3)	B N Orange		0:44.90	1800-1600 (0:14.57)	(0:11.32)	(0:14.57)	(0:15.34)	(0:14.84)	(0:15.82)	(0:15.36)	(0:14.85)	(0:15.25)
2	10	Lord Mudrick	2:27.00	0:28.49	54.5 (1980 - 1800)	2:27.00	2:14.94 [7]	2:00.14 [7]	1:44.81 [7]	1:29.88 [7]	1:14.13 [8]	0:58.79 [7]	0:43.90 [8]
	(10)	C A Butt	0.1L (-3)	0:43.89	200-0 (0:13.80)	(0:12.06)	(0:14.80)	(0:15.32)	(0:14.93)	(0:15.75)	(0:15.34)	(0:14.89)	(0:15.20)
3	2	Goorambat Art	2:27.60	0:28.14	55.5 (1980 - 1800)	2:27.60	2:16.01 [2]	2:01.48 [2]	1:46.14 [2]	1:31.22 [2]	1:15.37 [3]	1:00.04 [3]	0:45.09 [3]
	(2)	W J House	3.5L (-10)	0:45.09	1800-1600 (0:14.53)	(0:11.59)	(0:14.53)	(0:15.34)	(0:14.92)	(0:15.85)	(0:15.34)	(0:14.95)	(0:15.03)
4	1	Wavewatcher	2:27.60	0:28.51	53.8 (1980 - 1800)	2:27.60	2:15.80 [4]	2:01.09 [4]	1:45.74 [5]	1:30.84 [5]	1:15.05 [5]	0:59.72 [4]	0:44.84 [4]
	(1)	J W Cox	3.7L (-2)	0:44.85	200-0 (0:14.65)	(0:11.80)	(0:14.71)	(0:15.36)	(0:14.89)	(0:15.80)	(0:15.33)	(0:14.88)	(0:15.24)
5	8	Cheeky Red	2:28.00	0:30.29	51.1 (200-0)	2:28.00	2:15.28 [12]	1:59.59 [13]	1:44.77 [13]	1:30.26 [11]	1:14.82 [10]	0:59.49 [9]	0:44.60 [10]
	(8)	T S Chmiel	5.7L (+7)	0:44.61	200-0 (0:14.34)	(0:12.72)	(0:15.68)	(0:14.82)	(0:14.51)	(0:15.44)	(0:15.33)	(0:14.89)	(0:15.23)
6	5	Art Jordan	2:28.10	0:28.70	53.1 (1980 - 1800)	2:28.10	2:16.11 [5]	2:01.39 [5]	1:46.36 [4]	1:31.69 [3]	1:15.89 [2]	1:00.59 [2]	0:45.72 [2]
	(5)	C J Dalgety	6.3L (+19)	0:45.73	1400-1200 (0:14.66)	(0:11.99)	(0:14.73)	(0:15.03)	(0:14.66)	(0:15.80)	(0:15.30)	(0:14.86)	(0:15.50)
7	13	Ultimate Perfection	2:28.20	0:29.08	51.2 (1800-1600)	2:28.20	2:15.41 [13]	2:00.68 [10]	1:45.52 [10]	1:30.37 [12]	1:14.39 [12]	0:59.03 [13]	0:44.06 [13]
	(13)	R E Harrison	6.7L (+14)	0:44.06	600-400 (0:14.50)	(0:12.79)	(0:14.73)	(0:15.16)	(0:15.15)	(0:15.98)	(0:15.36)	(0:14.97)	(0:14.50)
8	7	Whyamihere	2:28.40	0:29.71	51.9 (1980 - 1800)	2:28.40	2:16.07 [10]	2:00.70 [11]	1:45.55 [11]	1:31.24 [8]	1:15.55 [6]	1:00.13 [8]	0:45.37 [6]
	(7)	J F Curtin	8.1L (+26)	0:45.36	1400-1200 (0:14.31)	(0:12.33)	(0:15.37)	(0:15.15)	(0:14.31)	(0:15.69)	(0:15.42)	(0:14.76)	(0:15.10)
9	4	Shadow Creek	2:28.60	0:29.39	53.0 (1980 - 1800)	2:28.60	2:16.50 [8]	2:01.22 [9]	1:46.07 [9]	1:30.96 [10]	1:15.13 [11]	0:59.75 [11]	0:44.92 [11]
	(4)	R D Holmes	9.3L (+23)	0:44.92	200-0 (0:14.78)	(0:12.10)	(0:15.29)	(0:15.15)	(0:15.11)	(0:15.82)	(0:15.38)	(0:14.83)	(0:14.89)
10	11	Motor Mouth	2:28.70	0:28.45	54.4 (1980 - 1800)	2:28.70	2:16.71 [6]	2:01.98 [6]	1:46.82 [6]	1:31.66 [6]	1:15.84 [7]	1:00.52 [6]	0:45.60 [7]
	(11)	S J Thornley	10.0L (+15)	0:45.61	1800-1600 (0:14.73)	(0:11.99)	(0:14.73)	(0:15.16)	(0:15.16)	(0:15.81)	(0:15.33)	(0:14.91)	(0:15.42)

Report Created: Sun 21 June 2026

(Note: Races are conducted over an approximate distance as close as possible to the advertised distance, and recorded data may vary accordingly. Official times refer to race times only and do not include handicap times.)

[ ] Position in running at each section and finish TAB# Saddle cloth number

:-:-- No data available at this section

NA No data available

DNT Did not track

BAR# Barrier/Gate Position

DNF Did not finish

DT-W Distance travelled compared to winner in metres

Fastest split

Fastest section



NZ Metropolitan Trotting Club Inc Harness  
 Race 1: GARRARDS HORSE & HOUND MOBILE PACE - 1980m  
 21 June 2026 - 4:11PM



Weather: Showers

Field Times (Race Tempo) 2:27.00 (0:11.32) 2:15.68 (0:14.57) 2:01.11 (0:15.34) 1:45.77 (0:14.84) 1:30.93 (0:15.82) 1:15.11 (0:15.36) 0:59.76 (0:14.85) 0:44.91 (0:15.25)

Rank	TAB#	Horse	Overall Time	First 400m	Top Speed km/h (Section)	L1980	L1800	L1600	L1400	L1200	L1000	L800	L600
	(BAR#)	Driver	Margin (DT-W)	Last 600m	Fastest Section (Time)	Start - 1800	1800 - 1600	1600 - 1400	1400 - 1200	1200 - 1000	1000 - 800	800 - 600	600 - 400
11	9	Logan Rock	2:28.90	0:28.14	54.2 (1980 - 1800)	2:28.90	2:17.15 [3]	2:02.65 [3]	1:47.33 [3]	1:32.16 [4]	1:16.35 [4]	1:01.02 [4]	0:46.11 [5]
	(9)	R T May	10.9L (+13)	0:46.12	1800-1600 (0:14.50)	(0:11.75)	(0:14.50)	(0:15.32)	(0:15.16)	(0:15.81)	(0:15.33)	(0:14.91)	(0:15.43)
12	6	Doctor Tim	2:29.20	0:30.10	50.4 (1000-800)	2:29.20	2:16.50 [11]	2:01.12 [12]	1:45.98 [12]	1:30.92 [13]	1:15.08 [13]	1:00.30 [12]	0:45.47 [12]
	(6)	O G Thornley	12.5L (+17)	0:45.46	1000-800 (0:14.77)	(0:12.70)	(0:15.39)	(0:15.14)	(0:15.05)	(0:15.84)	(0:14.77)	(0:14.84)	(0:15.14)
13	12	Louis	2:29.30	0:28.74	52.9 (1980 - 1800)	2:29.30	2:17.01 [9]	2:02.26 [8]	1:47.10 [8]	1:31.96 [9]	1:16.15 [9]	1:00.78 [10]	0:45.95 [9]
	(12)	J C Morrison	13.2L (+26)	0:45.95	1800-1600 (0:14.75)	(0:12.29)	(0:14.75)	(0:15.15)	(0:15.14)	(0:15.81)	(0:15.37)	(0:14.83)	(0:14.88)

Report Created: Sun 21 June 2026

(Note: Races are conducted over an approximate distance as close as possible to the advertised distance, and recorded data may vary accordingly. Official times refer to race times only and do not include handicap times.)

[ ] Position in running at each section and finish TAB# Saddle cloth number

:-:-- No data available at this section

NA No data available

DNT Did not track

BAR# Barrier/Gate Position

DNF Did not finish

DT-W Distance travelled compared to winner in metres

Fastest split

Fastest section



NZ Metropolitan Trotting Club Inc Harness  
 Race 1: GARRARDS HORSE & HOUND MOBILE PACE - 1980m  
 21 June 2026 - 4:11PM



Weather: Showers

Field Times                      0:29.66      0:14.61  
 (Race Tempo)                    (0:15.04)    (0:14.61)

Rank	TAB#	Horse	Overall Time	First 400m	Top Speed km/h (Section)	L400	L200						
	(BAR#)	Driver	Margin (DT-W)	Last 600m	Fastest Section (Time)	400 - 200	200 - Finish						
1	3	Mouton Cadet	2:27.00	0:27.92	56.1 (1980 - 1800)	0:29.66 [1]	0:14.61 [1]						
	(3)	B N Orange		0:44.90	1800-1600 (0:14.57)	(0:15.04)	(0:14.61)						
2	10	Lord Mudrick	2:27.00	0:28.49	54.5 (1980 - 1800)	0:28.70 [8]	0:13.80 [5]						
	(10)	C A Butt	0.1L (-3)	0:43.89	200-0 (0:13.80)	(0:14.89)	(0:13.80)						
3	2	Goorambat Art	2:27.60	0:28.14	55.5 (1980 - 1800)	0:30.06 [2]	0:14.92 [2]						
	(2)	W J House	3.5L (-10)	0:45.09	1800-1600 (0:14.53)	(0:15.14)	(0:14.92)						
4	1	Wavewatcher	2:27.60	0:28.51	53.8 (1980 - 1800)	0:29.60 [4]	0:14.65 [3]						
	(1)	J W Cox	3.7L (-2)	0:44.85	200-0 (0:14.65)	(0:14.96)	(0:14.65)						
5	8	Cheeky Red	2:28.00	0:30.29	51.1 (200-0)	0:29.38 [11]	0:14.34 [10]						
	(8)	T S Chmiel	5.7L (+7)	0:44.61	200-0 (0:14.34)	(0:15.04)	(0:14.34)						
6	5	Art Jordan	2:28.10	0:28.70	53.1 (1980 - 1800)	0:30.23 [3]	0:14.96 [4]						
	(5)	C J Dalgety	6.3L (+19)	0:45.73	1400-1200 (0:14.66)	(0:15.27)	(0:14.96)						
7	13	Ultimate Perfection	2:28.20	0:29.08	51.2 (1800-1600)	0:29.56 [12]	0:14.57 [8]						
	(13)	R E Harrison	6.7L (+14)	0:44.06	600-400 (0:14.50)	(0:14.99)	(0:14.57)						
8	7	Whyamihere	2:28.40	0:29.71	51.9 (1980 - 1800)	0:30.26 [5]	0:14.95 [6]						
	(7)	J F Curtin	8.1L (+26)	0:45.36	1400-1200 (0:14.31)	(0:15.31)	(0:14.95)						
9	4	Shadow Creek	2:28.60	0:29.39	53.0 (1980 - 1800)	0:30.04 [10]	0:14.78 [11]						
	(4)	R D Holmes	9.3L (+23)	0:44.92	200-0 (0:14.78)	(0:15.25)	(0:14.78)						
10	11	Motor Mouth	2:28.70	0:28.45	54.4 (1980 - 1800)	0:30.18 [9]	0:14.83 [12]						
	(11)	S J Thornley	10.0L (+15)	0:45.61	1800-1600 (0:14.73)	(0:15.36)	(0:14.83)						

Report Created: Sun 21 June 2026

(Note: Races are conducted over an approximate distance as close as possible to the advertised distance, and recorded data may vary accordingly. Official times refer to race times only and do not include handicap times.)

[ ] Position in running at each section and finish    TAB#    Saddle cloth number

Fastest split

:-:-- No data available at this section

BAR#    Barrier/Gate Position

Fastest section

NA    No data available

DNF    Did not finish

DNT    Did not track

DT-W    Distance travelled compared to winner in metres



NZ Metropolitan Trotting Club Inc Harness  
 Race 1: GARRARDS HORSE & HOUND MOBILE PACE - 1980m  
 21 June 2026 - 4:11PM



Weather: Showers

Field Times                      0:29.66      0:14.61  
 (Race Tempo)                    (0:15.04)    (0:14.61)

Rank	TAB#	Horse	Overall Time	First 400m	Top Speed km/h (Section)	L400	L200						
	(BAR#)	Driver	Margin (DT-W)	Last 600m	Fastest Section (Time)	400 - 200	200 - Finish						
11	9	Logan Rock	2:28.90	0:28.14	54.2 (1980 - 1800)	0:30.69 [6]	0:15.31 [7]						
	(9)	R T May	10.9L (+13)	0:46.12	1800-1600 (0:14.50)	(0:15.38)	(0:15.31)						
12	6	Doctor Tim	2:29.20	0:30.10	50.4 (1000-800)	0:30.32 [13]	0:15.13 [13]						
	(6)	O G Thornley	12.5L (+17)	0:45.46	1000-800 (0:14.77)	(0:15.19)	(0:15.13)						
13	12	Louis	2:29.30	0:28.74	52.9 (1980 - 1800)	0:31.07 [7]	0:15.65 [9]						
	(12)	J C Morrison	13.2L (+26)	0:45.95	1800-1600 (0:14.75)	(0:15.42)	(0:15.65)						

Report Created: Sun 21 June 2026

(Note: Races are conducted over an approximate distance as close as possible to the advertised distance, and recorded data may vary accordingly. Official times refer to race times only and do not include handicap times.)

[ ] Position in running at each section and finish    TAB# Saddle cloth number  
 -:-:- No data available at this section                BAR# Barrier/Gate Position  
 NA No data available                                        DNF Did not finish  
 DNT Did not track     DT-W Distance travelled compared to winner in metres

Fastest split  
 Fastest section

Horse/Jockey Name	Mouton Cadet/B N Orange
Finish Rank	1
Fastest Section Time (Section)	0:14.57 (1800-1600)
Top Speed [km/h] (Section)	56.1 (1980 - 1800)
Race State	Finished



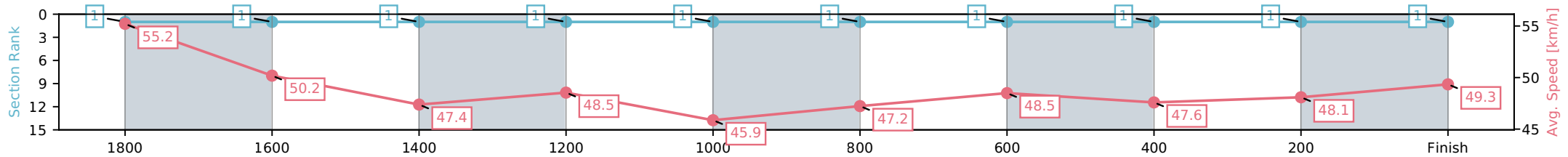
NZ Metropolitan Trotting Club Inc Harness  
 Race 1: GARRARDS HORSE & HOUND MOBILE PACE - 1980m



21 June 2026 - 4:11PM

Weather: Showers

Section	L1980	L1800	L1600	L1400	L1200	L1000	L800	L600	L400	L200
Section Times	2:27.00 (0:11.32)	2:15.68 [1] (0:14.57)	2:01.11 [1] (0:15.34)	1:45.76 [1] (0:14.84)	1:30.93 [1] (0:15.82)	1:15.11 [1] (0:15.36)	0:59.76 [1] (0:14.85)	0:44.91 [1] (0:15.25)	0:29.66 [1] (0:15.04)	0:14.61 [1] (0:14.61)
Average Speed [km/h]	55.2	50.2	47.4	48.5	45.9	47.2	48.5	47.6	48.1	49.3
Top Speed [km/h]	56.1	54.3	47.7	49.9	47.1	48.0	48.6	48.2	49.4	49.6
Avg. Dist. to Rail [m]	4.8	2.8	1.4	3.3	1.1	1.1	1.9	1.4	1.1	4.3



- [ ] Ranking at each section and finish
- :-:- No data available at this section
- NA No data available

Horse/Jockey Name	Lord Mudrick/C A Butt
Finish Rank	2
Fastest Section Time (Section)	0:13.80 (200-0)
Top Speed [km/h] (Section)	54.5 (1980 - 1800)
Race State	Finished



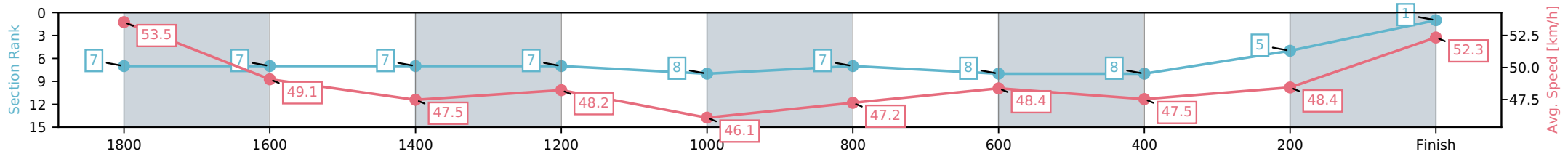
NZ Metropolitan Trotting Club Inc Harness  
 Race 1: GARRARDS HORSE & HOUND MOBILE PACE - 1980m



21 June 2026 - 4:11PM

Weather: Showers

Section	L1980	L1800	L1600	L1400	L1200	L1000	L800	L600	L400	L200
Section Times	2:27.00 (0:12.06)	2:14.94 [7] (0:14.80)	2:00.14 [7] (0:15.32)	1:44.81 [7] (0:14.93)	1:29.88 [7] (0:15.75)	1:14.13 [8] (0:15.34)	0:58.79 [7] (0:14.89)	0:43.90 [8] (0:15.20)	0:28.70 [8] (0:14.89)	0:13.80 [5] (0:13.80)
Average Speed [km/h]	53.5	49.1	47.5	48.2	46.1	47.2	48.4	47.5	48.4	52.3
Top Speed [km/h]	54.5	53.0	48.3	49.3	48.2	48.2	48.9	48.2	51.7	53.2
Avg. Dist. to Rail [m]	1.4	1.5	1.5	3.6	1.2	1.1	2.0	1.0	0.6	1.4



- [ ] Ranking at each section and finish
- :-:- No data available at this section
- NA No data available

Horse/Jockey Name	Goorambat Art/W J House
Finish Rank	3
Fastest Section Time (Section)	0:14.53 (1800-1600)
Top Speed [km/h] (Section)	55.5 (1980 - 1800)
Race State	Finished



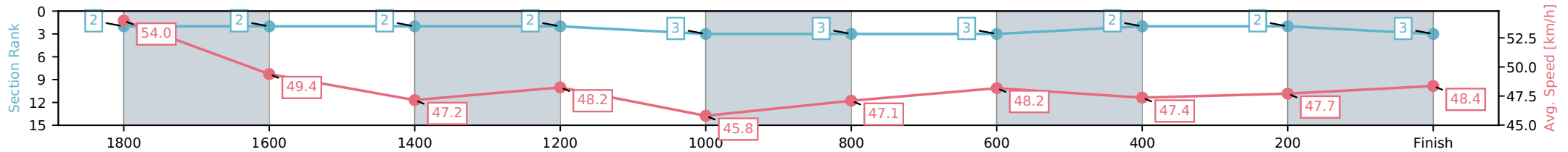
NZ Metropolitan Trotting Club Inc Harness  
 Race 1: GARRARDS HORSE & HOUND MOBILE PACE - 1980m



21 June 2026 - 4:11PM

Weather: Showers

Section	L1980	L1800	L1600	L1400	L1200	L1000	L800	L600	L400	L200
Section Times	2:27.60 (0:11.59)	2:16.01 [2] (0:14.53)	2:01.48 [2] (0:15.34)	1:46.14 [2] (0:14.92)	1:31.22 [2] (0:15.85)	1:15.37 [3] (0:15.34)	1:00.04 [3] (0:14.95)	0:45.09 [3] (0:15.03)	0:30.06 [2] (0:15.14)	0:14.92 [2] (0:14.92)
Average Speed [km/h]	54.0	49.4	47.2	48.2	45.8	47.1	48.2	47.4	47.7	48.4
Top Speed [km/h]	55.5	53.2	47.8	49.6	46.9	47.9	48.6	48.1	48.8	49.3
Avg. Dist. to Rail [m]	2.8	0.8	0.8	3.1	1.1	0.7	0.5	1.2	1.8	5.5



- [ ] Ranking at each section and finish
- :-:- No data available at this section
- NA No data available

Horse/Jockey Name	Wavewatcher/J W Cox
Finish Rank	4
Fastest Section Time (Section)	0:14.65 (200-0)
Top Speed [km/h] (Section)	53.8 (1980 - 1800)
Race State	Finished



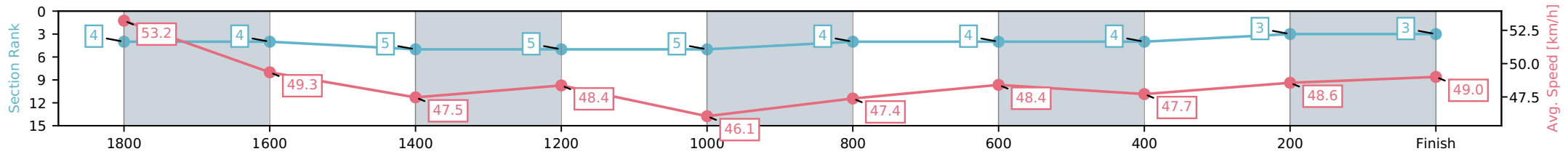
NZ Metropolitan Trotting Club Inc Harness  
 Race 1: GARRARDS HORSE & HOUND MOBILE PACE - 1980m



21 June 2026 - 4:11PM

Weather: Showers

Section	L1980	L1800	L1600	L1400	L1200	L1000	L800	L600	L400	L200
Section Times	2:27.60 (0:11.80)	2:15.80 [4] (0:14.71)	2:01.09 [4] (0:15.36)	1:45.74 [5] (0:14.89)	1:30.84 [5] (0:15.80)	1:15.05 [5] (0:15.33)	0:59.72 [4] (0:14.88)	0:44.84 [4] (0:15.24)	0:29.60 [4] (0:14.96)	0:14.65 [3] (0:14.65)
Average Speed [km/h]	53.2	49.3	47.5	48.4	46.1	47.4	48.4	47.7	48.6	49.0
Top Speed [km/h]	53.8	52.6	48.0	49.3	48.0	48.3	48.9	48.2	50.3	50.5
Avg. Dist. to Rail [m]	1.3	1.3	1.8	3.7	1.4	1.4	2.4	1.7	1.4	3.6



- [ ] Ranking at each section and finish
- :-:- No data available at this section
- NA No data available

Horse/Jockey Name	Cheeky Red/T S Chmiel
Finish Rank	5
Fastest Section Time (Section)	0:14.34 (200-0)
Top Speed [km/h] (Section)	51.1 (200-0)
Race State	Finished



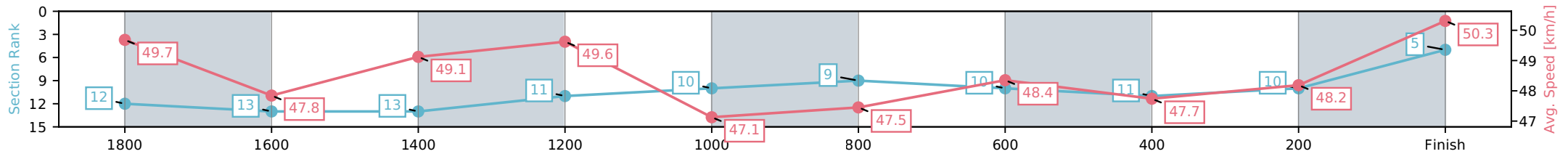
NZ Metropolitan Trotting Club Inc Harness  
 Race 1: GARRARDS HORSE & HOUND MOBILE PACE - 1980m



21 June 2026 - 4:11PM

Weather: Showers

Section	L1980	L1800	L1600	L1400	L1200	L1000	L800	L600	L400	L200
Section Times	2:28.00 (0:12.72)	2:15.28 [12] (0:15.68)	1:59.59 [13] (0:14.82)	1:44.77 [13] (0:14.51)	1:30.26 [11] (0:15.44)	1:14.82 [10] (0:15.33)	0:59.49 [9] (0:14.89)	0:44.60 [10] (0:15.23)	0:29.38 [11] (0:15.04)	0:14.34 [10] (0:14.34)
Average Speed [km/h]	49.7	47.8	49.1	49.6	47.1	47.5	48.4	47.7	48.2	50.3
Top Speed [km/h]	50.5	50.0	50.1	50.5	49.8	48.1	49.1	48.5	50.3	51.1
Avg. Dist. to Rail [m]	11.2	6.7	1.4	3.6	1.4	1.5	1.9	1.7	1.1	2.1



- [ ] Ranking at each section and finish
- :-:- No data available at this section
- NA No data available

Horse/Jockey Name	Art Jordan/C J Dalgety
Finish Rank	6
Fastest Section Time (Section)	0:14.66 (1400-1200)
Top Speed [km/h] (Section)	53.1 (1980 - 1800)
Race State	Finished



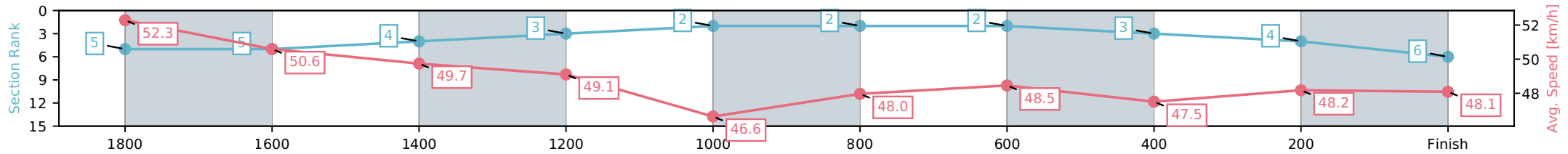
NZ Metropolitan Trotting Club Inc Harness  
 Race 1: GARRARDS HORSE & HOUND MOBILE PACE - 1980m



21 June 2026 - 4:11PM

Weather: Showers

Section	L1980	L1800	L1600	L1400	L1200	L1000	L800	L600	L400	L200
Section Times	2:28.10 (0:11.99)	2:16.11 [5] (0:14.73)	2:01.39 [5] (0:15.03)	1:46.36 [4] (0:14.66)	1:31.69 [3] (0:15.80)	1:15.89 [2] (0:15.30)	1:00.59 [2] (0:14.86)	0:45.72 [2] (0:15.50)	0:30.23 [3] (0:15.27)	0:14.96 [4] (0:14.96)
Average Speed [km/h]	52.3	50.6	49.7	49.1	46.6	48.0	48.5	47.5	48.2	48.1
Top Speed [km/h]	53.1	51.6	50.4	49.8	47.2	48.5	48.7	47.9	48.8	48.9
Avg. Dist. to Rail [m]	7.3	5.4	4.9	6.4	2.9	2.8	3.7	3.3	3.4	7.3



- [ ] Ranking at each section and finish
- :-:- No data available at this section
- NA No data available

Horse/Jockey Name	Ultimate Perfection/R E Harrison
Finish Rank	7
Fastest Section Time (Section)	0:14.50 (600-400)
Top Speed [km/h] (Section)	51.2 (1800-1600)
Race State	Finished



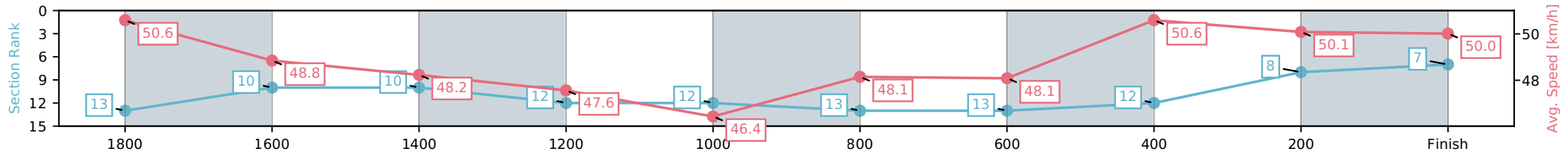
NZ Metropolitan Trotting Club Inc Harness  
 Race 1: GARRARDS HORSE & HOUND MOBILE PACE - 1980m



21 June 2026 - 4:11PM

Weather: Showers

Section	L1980	L1800	L1600	L1400	L1200	L1000	L800	L600	L400	L200
Section Times	2:28.20 (0:12.79)	2:15.41 [13] (0:14.73)	2:00.68 [10] (0:15.16)	1:45.52 [10] (0:15.15)	1:30.37 [12] (0:15.98)	1:14.39 [12] (0:15.36)	0:59.03 [13] (0:14.97)	0:44.06 [13] (0:14.50)	0:29.56 [12] (0:14.99)	0:14.57 [8] (0:14.57)
Average Speed [km/h]	50.6	48.8	48.2	47.6	46.4	48.1	48.1	50.6	50.1	50.0
Top Speed [km/h]	51.2	51.2	49.7	49.2	48.0	49.1	48.5	51.1	50.8	51.2
Avg. Dist. to Rail [m]	4.8	1.2	2.6	6.0	3.7	3.9	2.7	2.8	7.0	12.0



- [ ] Ranking at each section and finish
- :-:- No data available at this section
- NA No data available

Horse/Jockey Name	Whyamihere/J F Curtin
Finish Rank	8
Fastest Section Time (Section)	0:14.31 (1400-1200)
Top Speed [km/h] (Section)	51.9 (1980 - 1800)
Race State	Finished



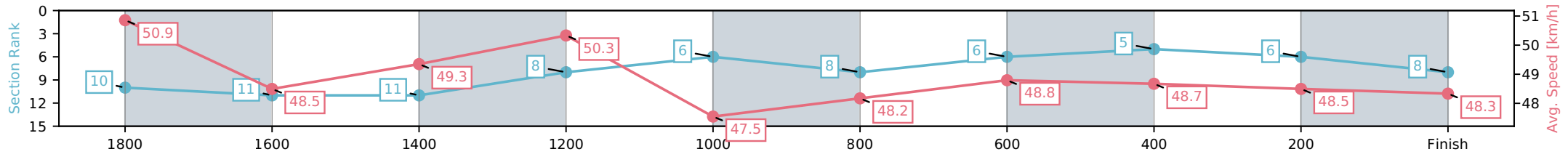
NZ Metropolitan Trotting Club Inc Harness  
 Race 1: GARRARDS HORSE & HOUND MOBILE PACE - 1980m



21 June 2026 - 4:11PM

Weather: Showers

Section	L1980	L1800	L1600	L1400	L1200	L1000	L800	L600	L400	L200
Section Times	2:28.40 (0:12.33)	2:16.07 [10] (0:15.37)	2:00.70 [11] (0:15.15)	1:45.55 [11] (0:14.31)	1:31.24 [8] (0:15.69)	1:15.55 [6] (0:15.42)	1:00.13 [8] (0:14.76)	0:45.37 [6] (0:15.10)	0:30.26 [5] (0:15.31)	0:14.95 [6] (0:14.95)
Average Speed [km/h]	50.9	48.5	49.3	50.3	47.5	48.2	48.8	48.7	48.5	48.3
Top Speed [km/h]	51.9	50.1	50.8	50.9	49.0	48.8	49.2	49.1	49.4	49.5
Avg. Dist. to Rail [m]	9.8	5.6	5.0	7.5	4.4	4.4	4.9	3.2	4.9	7.3



[ ] Ranking at each section and finish  
 -:-:- No data available at this section  
 NA No data available

Horse/Jockey Name	Shadow Creek/R D Holmes
Finish Rank	9
Fastest Section Time (Section)	0:14.78 (200-0)
Top Speed [km/h] (Section)	53.0 (1980 - 1800)
Race State	Finished



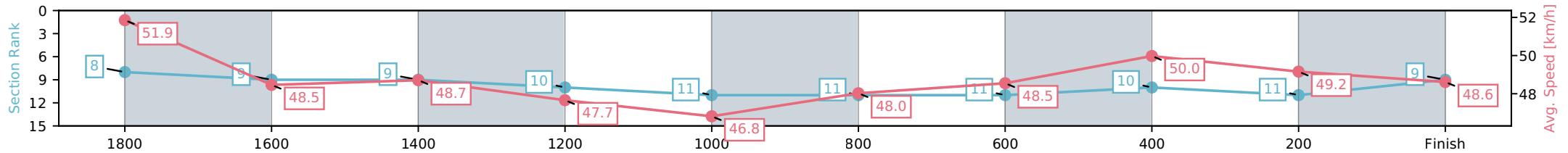
NZ Metropolitan Trotting Club Inc Harness  
 Race 1: GARRARDS HORSE & HOUND MOBILE PACE - 1980m



21 June 2026 - 4:11PM

Weather: Showers

Section	L1980	L1800	L1600	L1400	L1200	L1000	L800	L600	L400	L200
Section Times	2:28.60 (0:12.10)	2:16.50 [8] (0:15.29)	2:01.22 [9] (0:15.15)	1:46.07 [9] (0:15.11)	1:30.96 [10] (0:15.82)	1:15.13 [11] (0:15.38)	0:59.75 [11] (0:14.83)	0:44.92 [11] (0:14.89)	0:30.04 [10] (0:15.25)	0:14.78 [11] (0:14.78)
Average Speed [km/h]	51.9	48.5	48.7	47.7	46.8	48.0	48.5	50.0	49.2	48.6
Top Speed [km/h]	53.0	51.1	49.7	48.9	48.0	48.9	49.3	50.5	49.9	50.3
Avg. Dist. to Rail [m]	6.0	4.5	3.3	5.8	3.6	3.7	4.3	4.5	6.4	10.9



- [ ] Ranking at each section and finish
- :-:- No data available at this section
- NA No data available

Horse/Jockey Name	Motor Mouth/S J Thornley
Finish Rank	10
Fastest Section Time (Section)	0:14.73 (1800-1600)
Top Speed [km/h] (Section)	54.4 (1980 - 1800)
Race State	Finished



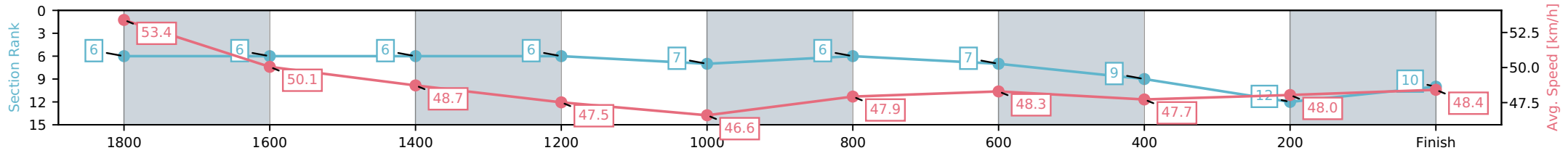
NZ Metropolitan Trotting Club Inc Harness  
 Race 1: GARRARDS HORSE & HOUND MOBILE PACE - 1980m



21 June 2026 - 4:11PM

Weather: Showers

Section	L1980	L1800	L1600	L1400	L1200	L1000	L800	L600	L400	L200
Section Times	2:28.70 (0:11.99)	2:16.71 [6] (0:14.73)	2:01.98 [6] (0:15.16)	1:46.82 [6] (0:15.16)	1:31.66 [6] (0:15.81)	1:15.84 [7] (0:15.33)	1:00.52 [6] (0:14.91)	0:45.60 [7] (0:15.42)	0:30.18 [9] (0:15.36)	0:14.83 [12] (0:14.83)
Average Speed [km/h]	53.4	50.1	48.7	47.5	46.6	47.9	48.3	47.7	48.0	48.4
Top Speed [km/h]	54.4	52.5	49.3	48.7	47.7	48.7	48.6	48.2	48.8	49.3
Avg. Dist. to Rail [m]	3.7	3.6	3.4	5.5	2.9	3.0	4.0	3.3	3.9	7.8



- [ ] Ranking at each section and finish
- :-:- No data available at this section
- NA No data available

Horse/Jockey Name	Logan Rock/R T May
Finish Rank	11
Fastest Section Time (Section)	0:14.50 (1800-1600)
Top Speed [km/h] (Section)	54.2 (1980 - 1800)
Race State	Finished



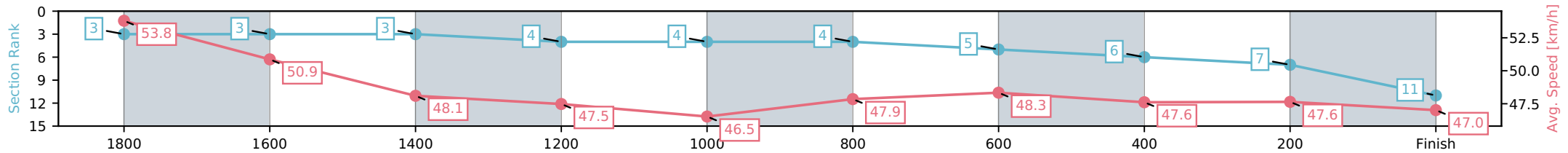
NZ Metropolitan Trotting Club Inc Harness  
 Race 1: GARRARDS HORSE & HOUND MOBILE PACE - 1980m



21 June 2026 - 4:11PM

Weather: Showers

Section	L1980	L1800	L1600	L1400	L1200	L1000	L800	L600	L400	L200
Section Times	2:28.90 (0:11.75)	2:17.15 [3] (0:14.50)	2:02.65 [3] (0:15.32)	1:47.33 [3] (0:15.16)	1:32.16 [4] (0:15.81)	1:16.35 [4] (0:15.33)	1:01.02 [4] (0:14.91)	0:46.11 [5] (0:15.43)	0:30.69 [6] (0:15.38)	0:15.31 [7] (0:15.31)
Average Speed [km/h]	53.8	50.9	48.1	47.5	46.5	47.9	48.3	47.6	47.6	47.0
Top Speed [km/h]	54.2	53.6	48.9	48.7	47.7	48.6	48.6	48.3	48.2	48.1
Avg. Dist. to Rail [m]	12.4	4.7	3.1	5.2	2.7	2.8	3.8	3.1	2.8	4.5



- [ ] Ranking at each section and finish
- :-:- No data available at this section
- NA No data available

Horse/Jockey Name	Doctor Tim/O G Thornley
Finish Rank	12
Fastest Section Time (Section)	0:14.77 (1000-800)
Top Speed [km/h] (Section)	50.4 (1000-800)
Race State	Finished



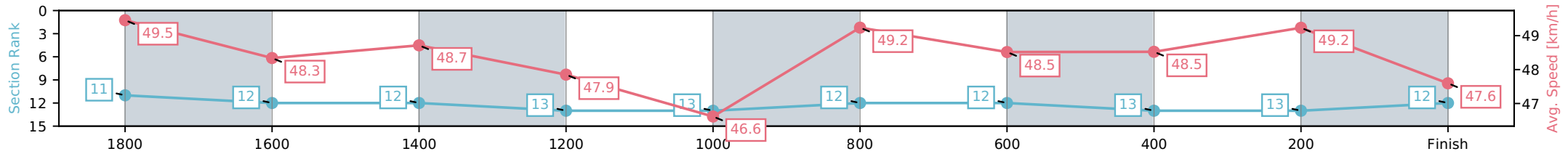
NZ Metropolitan Trotting Club Inc Harness  
 Race 1: GARRARDS HORSE & HOUND MOBILE PACE - 1980m



21 June 2026 - 4:11PM

Weather: Showers

Section	L1980	L1800	L1600	L1400	L1200	L1000	L800	L600	L400	L200
Section Times	2:29.20 (0:12.70)	2:16.50 [11] (0:15.39)	2:01.12 [12] (0:15.14)	1:45.98 [12] (0:15.05)	1:30.92 [13] (0:15.84)	1:15.08 [13] (0:14.77)	1:00.30 [12] (0:14.84)	0:45.47 [12] (0:15.14)	0:30.32 [13] (0:15.19)	0:15.13 [13] (0:15.13)
Average Speed [km/h]	49.5	48.3	48.7	47.9	46.6	49.2	48.5	48.5	49.2	47.6
Top Speed [km/h]	50.3	49.7	50.4	50.0	49.0	50.4	49.1	49.3	49.9	49.6
Avg. Dist. to Rail [m]	8.9	5.3	3.3	5.8	3.2	1.7	2.0	2.8	5.8	11.5



- [ ] Ranking at each section and finish
- :-:- No data available at this section
- NA No data available

Horse/Jockey Name	Louis/J C Morrison
Finish Rank	13
Fastest Section Time (Section)	0:14.75 (1800-1600)
Top Speed [km/h] (Section)	52.9 (1980 - 1800)
Race State	Finished



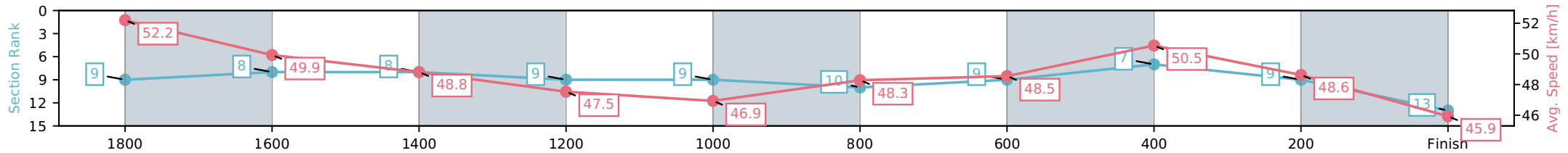
NZ Metropolitan Trotting Club Inc Harness  
 Race 1: GARRARDS HORSE & HOUND MOBILE PACE - 1980m



21 June 2026 - 4:11PM

Weather: Showers

Section	L1980	L1800	L1600	L1400	L1200	L1000	L800	L600	L400	L200
Section Times	2:29.30 (0:12.29)	2:17.01 [9] (0:14.75)	2:02.26 [8] (0:15.15)	1:47.10 [8] (0:15.14)	1:31.96 [9] (0:15.81)	1:16.15 [9] (0:15.37)	1:00.78 [10] (0:14.83)	0:45.95 [9] (0:14.88)	0:31.07 [7] (0:15.42)	0:15.65 [9] (0:15.65)
Average Speed [km/h]	52.2	49.9	48.8	47.5	46.9	48.3	48.5	50.5	48.6	45.9
Top Speed [km/h]	52.9	52.5	49.6	48.7	48.0	49.3	49.5	50.9	50.2	47.8
Avg. Dist. to Rail [m]	5.0	3.5	3.6	5.8	3.7	4.2	4.6	6.1	6.1	9.8



- [ ] Ranking at each section and finish
- :-:- No data available at this section
- NA No data available