



NZ Metropolitan Trotting Club Inc Harness

Race 2: VIP TRADE MOBILE PACE - 1980m

21 June 2026 - 4:43PM



Weather: Showers

Field Times	2:28.80	2:16.93	2:02.02	1:46.49	1:31.16	1:15.15	0:59.60	0:44.39
(Race Tempo)	(0:11.87)	(0:14.91)	(0:15.53)	(0:15.33)	(0:16.01)	(0:15.55)	(0:15.21)	(0:15.37)

Rank	TAB#	Horse	Overall Time	First 400m	Top Speed km/h (Section)	L1980	L1800	L1600	L1400	L1200	L1000	L800	L600
	(BAR#)	Driver	Margin (DT-W)	Last 600m	Fastest Section (Time)	Start - 1800	1800 - 1600	1600 - 1400	1400 - 1200	1200 - 1000	1000 - 800	800 - 600	600 - 400
1	5	Tuppence	2:28.80	0:29.24	52.5 (1980 - 1800)	2:28.80	2:16.66 [3]	2:01.61 [3]	1:46.23 [2]	1:30.97 [2]	1:15.04 [2]	0:59.58 [2]	0:44.37 [2]
	(5)	G N Thornley		0:44.36	400-200 (0:14.47)	(0:12.14)	(0:15.05)	(0:15.37)	(0:15.26)	(0:15.93)	(0:15.46)	(0:15.21)	(0:15.35)
2	3	Sky News	2:29.80	0:29.59	50.8 (1980 - 1800)	2:29.80	2:17.39 [5]	2:02.31 [5]	1:46.80 [4]	1:31.64 [4]	1:15.75 [4]	1:00.29 [4]	0:45.08 [3]
	(3)	M B Holbrough	5.5L (+1)	0:45.08	200-0 (0:14.78)	(0:12.41)	(0:15.09)	(0:15.50)	(0:15.16)	(0:15.89)	(0:15.46)	(0:15.21)	(0:15.39)
3	1	Scotlynn Fortress	2:29.90	0:29.36	51.3 (1980 - 1800)	2:29.90	2:17.54 [4]	2:02.54 [4]	1:46.90 [5]	1:31.53 [5]	1:15.60 [5]	1:00.10 [5]	0:44.86 [5]
	(1)	J C Morrison	6.1L (-13)	0:44.86	200-0 (0:14.62)	(0:12.36)	(0:15.01)	(0:15.64)	(0:15.36)	(0:15.93)	(0:15.50)	(0:15.24)	(0:15.40)
4	6	Tact Franco	2:29.90	0:29.80	50.7 (400-200)	2:29.90	2:17.39 [6]	2:02.08 [6]	1:46.57 [6]	1:31.41 [6]	1:15.51 [6]	1:00.07 [6]	0:44.86 [6]
	(6)	O G Thornley	6.3L (+1)	0:44.85	200-0 (0:14.67)	(0:12.51)	(0:15.32)	(0:15.51)	(0:15.15)	(0:15.91)	(0:15.44)	(0:15.21)	(0:15.37)
5	2	Ultimate Dreamer	2:30.40	0:28.95	52.9 (1980 - 1800)	2:30.40	2:18.38 [2]	2:03.42 [2]	1:48.09 [1]	1:32.76 [1]	1:16.75 [1]	1:01.20 [1]	0:45.99 [1]
	(2)	A M Butt	8.9L (-15)	0:45.99	1800-1600 (0:14.96)	(0:12.02)	(0:14.96)	(0:15.33)	(0:15.33)	(0:16.01)	(0:15.55)	(0:15.21)	(0:15.43)
6	8	The Seamstress	2:31.90	0:28.91	53.4 (1980 - 1800)	2:31.90	2:20.03 [1]	2:05.12 [1]	1:49.28 [3]	1:33.88 [3]	1:17.95 [3]	1:02.42 [3]	0:47.17 [4]
	(8)	B N Orange	17.5L (-16)	0:47.18	1800-1600 (0:14.91)	(0:11.87)	(0:14.91)	(0:15.84)	(0:15.40)	(0:15.93)	(0:15.53)	(0:15.24)	(0:15.42)
7	4	The Captains Lady	2:33.40	0:30.00	51.3 (1980 - 1800)	2:33.40	2:20.83 [7]	2:05.44 [7]	1:49.94 [7]	1:34.54 [7]	1:18.67 [7]	1:03.22 [7]	0:47.88 [7]
	(4)	W J House	26.0L (-12)	0:47.88	400-200 (0:14.84)	(0:12.57)	(0:15.38)	(0:15.50)	(0:15.40)	(0:15.87)	(0:15.44)	(0:15.34)	(0:15.24)

Scratched: The Gangster (#7)

Report Created: Sun 21 June 2026

(Note: Races are conducted over an approximate distance as close as possible to the advertised distance, and recorded data may vary accordingly. Official times refer to race times only and do not include handicap times.)

[] Position in running at each section and finish TAB# Saddle cloth number

-:-:- No data available at this section

NA No data available

DNT Did not track

BAR# Barrier/Gate Position

DNF Did not finish

DT-W Distance travelled compared to winner in metres

Fastest split

Fastest section



NZ Metropolitan Trotting Club Inc Harness

Race 2: VIP TRADE MOBILE PACE - 1980m

21 June 2026 - 4:43PM



Weather: Showers

Field Times 0:29.02 0:14.54
(Race Tempo) (0:14.47) (0:14.54)

Rank	TAB#	Horse	Overall Time	First 400m	Top Speed km/h (Section)	L400	L200						
	(BAR#)	Driver	Margin (DT-W)	Last 600m	Fastest Section (Time)	400 - 200	200 - Finish						
1	5	Tuppence	2:28.80	0:29.24	52.5 (1980 - 1800)	0:29.02 [1]	0:14.54 [1]						
	(5)	G N Thornley		0:44.36	400-200 (0:14.47)	(0:14.47)	(0:14.54)						
2	3	Sky News	2:29.80	0:29.59	50.8 (1980 - 1800)	0:29.69 [3]	0:14.78 [3]						
	(3)	M B Holbrough	5.5L (+1)	0:45.08	200-0 (0:14.78)	(0:14.91)	(0:14.78)						
3	1	Scotlynn Fortress	2:29.90	0:29.36	51.3 (1980 - 1800)	0:29.46 [6]	0:14.62 [5]						
	(1)	J C Morrison	6.1L (-13)	0:44.86	200-0 (0:14.62)	(0:14.84)	(0:14.62)						
4	6	Tact Franco	2:29.90	0:29.80	50.7 (400-200)	0:29.48 [5]	0:14.67 [4]						
	(6)	O G Thornley	6.3L (+1)	0:44.85	200-0 (0:14.67)	(0:14.81)	(0:14.67)						
5	2	Ultimate Dreamer	2:30.40	0:28.95	52.9 (1980 - 1800)	0:30.56 [2]	0:15.51 [2]						
	(2)	A M Butt	8.9L (-15)	0:45.99	1800-1600 (0:14.96)	(0:15.05)	(0:15.51)						
6	8	The Seamstress	2:31.90	0:28.91	53.4 (1980 - 1800)	0:31.76 [4]	0:16.59 [6]						
	(8)	B N Orange	17.5L (-16)	0:47.18	1800-1600 (0:14.91)	(0:15.17)	(0:16.59)						
7	4	The Captains Lady	2:33.40	0:30.00	51.3 (1980 - 1800)	0:32.65 [7]	0:17.80 [7]						
	(4)	W J House	26.0L (-12)	0:47.88	400-200 (0:14.84)	(0:14.84)	(0:17.80)						

Scratched: The Gangster (#7)

Report Created: Sun 21 June 2026

(Note: Races are conducted over an approximate distance as close as possible to the advertised distance, and recorded data may vary accordingly. Official times refer to race times only and do not include handicap times.)

[] Position in running at each section and finish TAB# Saddle cloth number

-:-:- No data available at this section

NA No data available

DNT Did not track

BAR# Barrier/Gate Position

DNF Did not finish

DT-W Distance travelled compared to winner in metres

Fastest split

Fastest section

Horse/Jockey Name	Tuppence/G N Thornley
Finish Rank	1
Fastest Section Time (Section)	0:14.47 (400-200)
Top Speed [km/h] (Section)	52.5 (1980 - 1800)
Race State	Finished



NZ Metropolitan Trotting Club Inc Harness

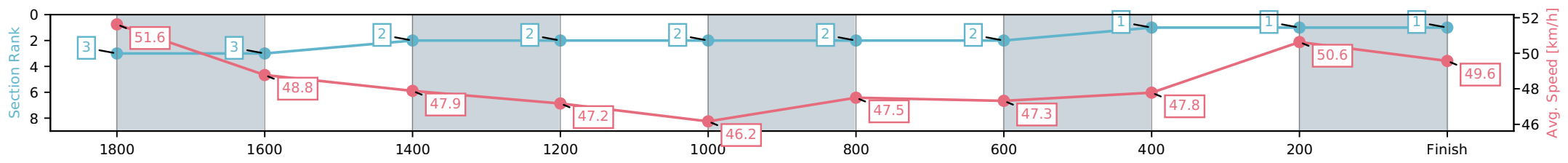
Race 2: VIP TRADE MOBILE PACE - 1980m



21 June 2026 - 4:43PM

Weather: Showers

Section	L1980	L1800	L1600	L1400	L1200	L1000	L800	L600	L400	L200
Section Times	2:28.80 (0:12.14)	2:16.66 [3] (0:15.05)	2:01.61 [3] (0:15.37)	1:46.23 [2] (0:15.26)	1:30.97 [2] (0:15.93)	1:15.04 [2] (0:15.46)	0:59.58 [2] (0:15.21)	0:44.37 [2] (0:15.35)	0:29.02 [1] (0:14.47)	0:14.54 [1] (0:14.54)
Average Speed [km/h]	51.6	48.8	47.9	47.2	46.2	47.5	47.3	47.8	50.6	49.6
Top Speed [km/h]	52.5	51.1	48.3	47.9	46.8	47.9	47.8	49.0	52.2	52.0
Avg. Dist. to Rail [m]	8.6	3.4	3.0	4.9	2.7	2.8	3.9	2.8	2.7	4.6



- [] Ranking at each section and finish
- :-:- No data available at this section
- NA No data available

Horse/Jockey Name	Sky News/M B Holbrough
Finish Rank	2
Fastest Section Time (Section)	0:14.78 (200-0)
Top Speed [km/h] (Section)	50.8 (1980 - 1800)
Race State	Finished



NZ Metropolitan Trotting Club Inc Harness

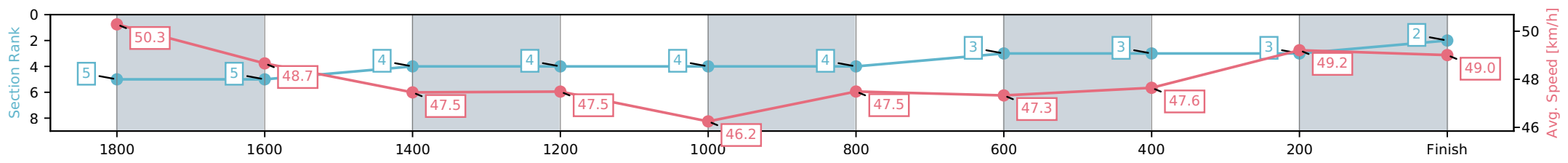
Race 2: VIP TRADE MOBILE PACE - 1980m

21 June 2026 - 4:43PM

Weather: Showers



Section	L1980	L1800	L1600	L1400	L1200	L1000	L800	L600	L400	L200
Section Times	2:29.80 (0:12.41)	2:17.39 [5] (0:15.09)	2:02.31 [5] (0:15.50)	1:46.80 [4] (0:15.16)	1:31.64 [4] (0:15.89)	1:15.75 [4] (0:15.46)	1:00.29 [4] (0:15.21)	0:45.08 [3] (0:15.39)	0:29.69 [3] (0:14.91)	0:14.78 [3] (0:14.78)
Average Speed [km/h]	50.3	48.7	47.5	47.5	46.2	47.5	47.3	47.6	49.2	49.0
Top Speed [km/h]	50.8	50.1	48.3	48.1	47.0	48.1	47.9	48.8	49.5	49.6
Avg. Dist. to Rail [m]	5.0	3.2	3.0	4.9	2.6	2.8	3.9	2.8	3.0	5.9



- [] Ranking at each section and finish
- :-:- No data available at this section
- NA No data available

Horse/Jockey Name	Scotlynn Fortress/J C Morrison
Finish Rank	3
Fastest Section Time (Section)	0:14.62 (200-0)
Top Speed [km/h] (Section)	51.3 (1980 - 1800)
Race State	Finished



NZ Metropolitan Trotting Club Inc Harness

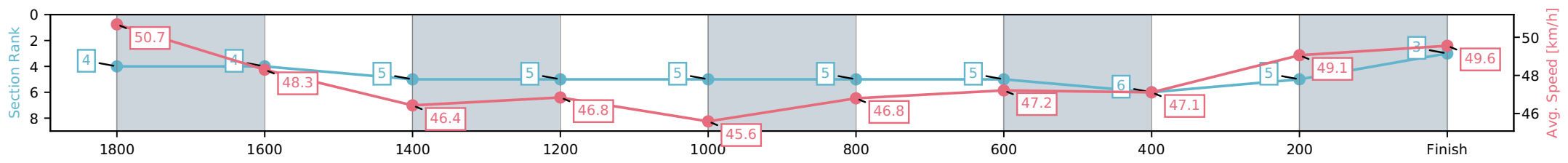
Race 2: VIP TRADE MOBILE PACE - 1980m

21 June 2026 - 4:43PM

Weather: Showers



Section	L1980	L1800	L1600	L1400	L1200	L1000	L800	L600	L400	L200
Section Times	2:29.90 (0:12.36)	2:17.54 [4] (0:15.01)	2:02.54 [4] (0:15.64)	1:46.90 [5] (0:15.36)	1:31.53 [5] (0:15.93)	1:15.60 [5] (0:15.50)	1:00.10 [5] (0:15.24)	0:44.86 [5] (0:15.40)	0:29.46 [6] (0:14.84)	0:14.62 [5] (0:14.62)
Average Speed [km/h]	50.7	48.3	46.4	46.8	45.6	46.8	47.2	47.1	49.1	49.6
Top Speed [km/h]	51.3	50.6	48.1	47.6	46.6	47.1	47.7	48.3	50.3	50.3
Avg. Dist. to Rail [m]	1.8	1.3	1.3	3.4	1.1	1.4	2.4	1.4	2.0	2.9



[] Ranking at each section and finish
 -:-:- No data available at this section
 NA No data available

Horse/Jockey Name	Tact Franco/O G Thornley
Finish Rank	4
Fastest Section Time (Section)	0:14.67 (200-0)
Top Speed [km/h] (Section)	50.7 (400-200)
Race State	Finished



NZ Metropolitan Trotting Club Inc Harness

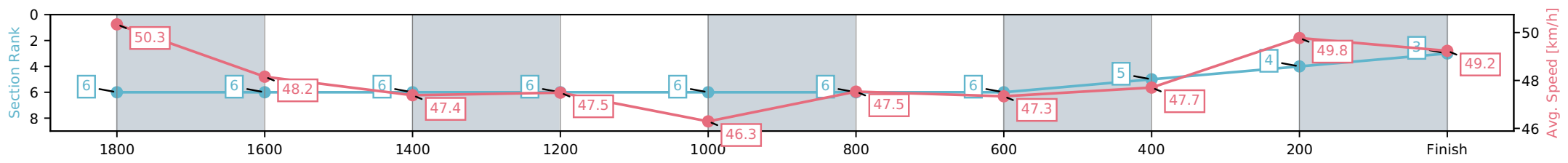
Race 2: VIP TRADE MOBILE PACE - 1980m



21 June 2026 - 4:43PM

Weather: Showers

Section	L1980	L1800	L1600	L1400	L1200	L1000	L800	L600	L400	L200
Section Times	2:29.90 (0:12.51)	2:17.39 [6] (0:15.32)	2:02.08 [6] (0:15.51)	1:46.57 [6] (0:15.15)	1:31.41 [6] (0:15.91)	1:15.51 [6] (0:15.44)	1:00.07 [6] (0:15.21)	0:44.86 [6] (0:15.37)	0:29.48 [5] (0:14.81)	0:14.67 [4] (0:14.67)
Average Speed [km/h]	50.3	48.2	47.4	47.5	46.3	47.5	47.3	47.7	49.8	49.2
Top Speed [km/h]	50.7	49.9	48.1	48.2	47.2	48.2	48.1	48.9	50.7	50.2
Avg. Dist. to Rail [m]	9.4	4.4	2.9	4.9	2.7	2.9	3.8	2.8	3.8	7.7



- [] Ranking at each section and finish
- :-:- No data available at this section
- NA No data available

Horse/Jockey Name	Ultimate Dreamer/A M Butt
Finish Rank	5
Fastest Section Time (Section)	0:14.96 (1800-1600)
Top Speed [km/h] (Section)	52.9 (1980 - 1800)
Race State	Finished



NZ Metropolitan Trotting Club Inc Harness

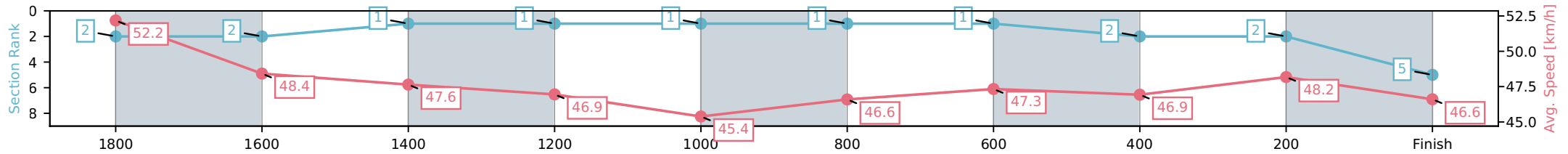
Race 2: VIP TRADE MOBILE PACE - 1980m

21 June 2026 - 4:43PM

Weather: Showers



Section	L1980	L1800	L1600	L1400	L1200	L1000	L800	L600	L400	L200
Section Times	2:30.40 (0:12.02)	2:18.38 [2] (0:14.96)	2:03.42 [2] (0:15.33)	1:48.09 [1] (0:15.33)	1:32.76 [1] (0:16.01)	1:16.75 [1] (0:15.55)	1:01.20 [1] (0:15.21)	0:45.99 [1] (0:15.43)	0:30.56 [2] (0:15.05)	0:15.51 [2] (0:15.51)
Average Speed [km/h]	52.2	48.4	47.6	46.9	45.4	46.6	47.3	46.9	48.2	46.6
Top Speed [km/h]	52.9	51.5	48.4	47.5	46.7	47.0	47.9	48.1	48.5	47.8
Avg. Dist. to Rail [m]	3.4	1.2	1.9	3.2	1.1	1.2	2.3	1.1	1.4	4.4



- [] Ranking at each section and finish
- :-:- No data available at this section
- NA No data available

Horse/Jockey Name	The Seamstress/B N Orange
Finish Rank	6
Fastest Section Time (Section)	0:14.91 (1800-1600)
Top Speed [km/h] (Section)	53.4 (1980 - 1800)
Race State	Finished



NZ Metropolitan Trotting Club Inc Harness

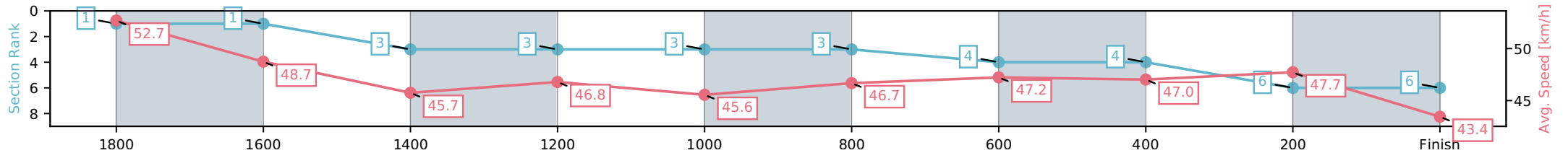
Race 2: VIP TRADE MOBILE PACE - 1980m



21 June 2026 - 4:43PM

Weather: Showers

Section	L1980	L1800	L1600	L1400	L1200	L1000	L800	L600	L400	L200
Section Times	2:31.90 (0:11.87)	2:20.03 [1] (0:14.91)	2:05.12 [1] (0:15.84)	1:49.28 [3] (0:15.40)	1:33.88 [3] (0:15.93)	1:17.95 [3] (0:15.53)	1:02.42 [3] (0:15.24)	0:47.17 [4] (0:15.42)	0:31.76 [4] (0:15.17)	0:16.59 [6] (0:16.59)
Average Speed [km/h]	52.7	48.7	45.7	46.8	45.6	46.7	47.2	47.0	47.7	43.4
Top Speed [km/h]	53.4	52.9	47.3	47.4	46.6	47.1	47.7	47.9	48.0	47.3
Avg. Dist. to Rail [m]	11.6	2.4	1.1	3.1	1.1	1.2	2.2	1.3	1.0	2.3



[] Ranking at each section and finish
 -:-:- No data available at this section
 NA No data available

Horse/Jockey Name	The Captains Lady/W J House
Finish Rank	7
Fastest Section Time (Section)	0:14.84 (400-200)
Top Speed [km/h] (Section)	51.3 (1980 - 1800)
Race State	Finished



NZ Metropolitan Trotting Club Inc Harness

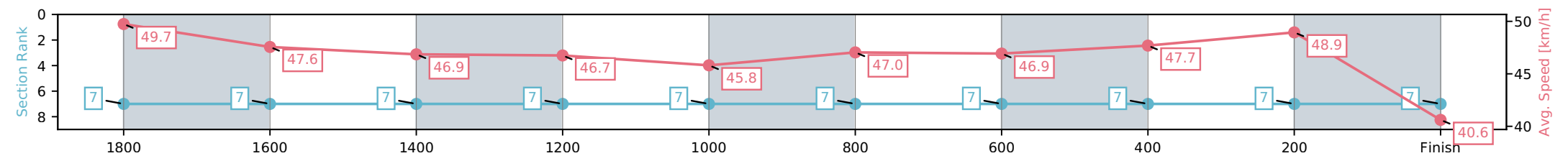
Race 2: VIP TRADE MOBILE PACE - 1980m



21 June 2026 - 4:43PM

Weather: Showers

Section	L1980	L1800	L1600	L1400	L1200	L1000	L800	L600	L400	L200
Section Times	2:33.40 (0:12.57)	2:20.83 [7] (0:15.38)	2:05.44 [7] (0:15.50)	1:49.94 [7] (0:15.40)	1:34.54 [7] (0:15.87)	1:18.67 [7] (0:15.44)	1:03.22 [7] (0:15.34)	0:47.88 [7] (0:15.24)	0:32.65 [7] (0:14.84)	0:17.80 [7] (0:17.80)
Average Speed [km/h]	49.7	47.6	46.9	46.7	45.8	47.0	46.9	47.7	48.9	40.6
Top Speed [km/h]	51.3	48.7	47.6	47.5	46.8	47.5	48.0	48.4	50.9	46.1
Avg. Dist. to Rail [m]	7.1	3.4	1.4	3.5	1.3	1.5	2.7	1.6	1.4	2.2



[] Ranking at each section and finish
 -:-:- No data available at this section
 NA No data available