



# NZ Metropolitan Trotting Club Inc Harness

Race 3: SYNCROFLEX SUPERIOR EQUINE & CANINE SUPPLEMENTS TROT - 2600m

21 June 2026 - 5:08PM

Weather: Showers



Field Times	3:25.00	3:07.97	2:51.85	2:35.42	2:19.85	2:03.98	1:47.88	1:31.89
(Race Tempo)	(0:17.03)	(0:16.12)	(0:16.43)	(0:15.57)	(0:15.87)	(0:16.10)	(0:15.99)	(0:14.85)

Rank	TAB#	Horse	Overall Time	First 400m	Top Speed km/h (Section)	L2600	L2400	L2200	L2000	L1800	L1600	L1400	L1200
	(BAR#)	Driver	Margin (DT-W)	Last 600m	Fastest Section (Time)	Start - 2400	2400 - 2200	2200 - 2000	2000 - 1800	1800 - 1600	1600 - 1400	1400 - 1200	1200 - 1000
1	2	Waihemo Hannah	3:25.00	0:35.33	52.0 (1200-1000)	3:25.00	3:05.23 [9]	2:49.67 [9]	2:33.48 [9]	2:18.09 [9]	2:02.28 [10]	1:46.06 [10]	1:31.57 [3]
	(2)	R E Harrison		0:45.20	1400-1200 (0:14.49)	(0:19.77)	(0:15.56)	(0:16.19)	(0:15.40)	(0:15.80)	(0:16.22)	(0:14.49)	(0:14.53)
2	8	Monarch Prince	3:25.20	0:33.15	50.9 (200-0)	3:25.20	3:08.17 [1]	2:52.05 [1]	2:35.62 [1]	2:20.05 [1]	2:04.18 [1]	1:48.08 [1]	1:32.09 [1]
	(8)	B N Orange	0.8L (-15)	0:45.05	200-0 (0:14.67)	(0:17.03)	(0:16.12)	(0:16.43)	(0:15.57)	(0:15.87)	(0:16.10)	(0:15.99)	(0:15.20)
3	6	Kingaroy	3:25.30	0:33.84	51.3 (400-200)	3:25.30	3:07.66 [4]	2:51.45 [3]	2:34.94 [3]	2:19.42 [5]	2:03.55 [5]	1:47.33 [5]	1:31.47 [6]
	(6)	J R Ford	1.3L (+3)	0:44.99	200-0 (0:14.69)	(0:17.64)	(0:16.20)	(0:16.52)	(0:15.52)	(0:15.86)	(0:16.22)	(0:15.86)	(0:15.00)
4	9	MM Sunshine	3:25.30	0:34.16	51.7 (400-200)	3:25.30	3:07.74 [3]	2:51.13 [4]	2:34.81 [4]	2:19.48 [4]	2:03.64 [4]	1:47.54 [4]	1:31.56 [5]
	(9)	R D Holmes	1.6L (-8)	0:44.49	200-0 (0:14.39)	(0:17.56)	(0:16.60)	(0:16.32)	(0:15.34)	(0:15.84)	(0:16.10)	(0:15.97)	(0:15.18)
5	1	Night Life	3:25.50	0:34.81	52.7 (400-200)	3:25.50	3:06.11 [8]	2:50.69 [6]	2:34.61 [7]	2:19.28 [7]	2:03.49 [6]	1:47.41 [6]	1:31.44 [7]
	(1)	S W Hill	2.7L (-11)	0:44.34	200-0 (0:14.27)	(0:19.39)	(0:15.42)	(0:16.08)	(0:15.33)	(0:15.79)	(0:16.08)	(0:15.97)	(0:15.17)
6	15	Son E	3:25.50	0:34.57	51.8 (200-0)	3:25.50	3:07.60 [5]	2:50.93 [5]	2:34.72 [6]	2:19.29 [6]	2:03.44 [7]	1:47.21 [7]	1:31.34 [8]
	(U3)	S J Thornley	2.8L (+10)	0:44.87	200-0 (0:14.57)	(0:17.90)	(0:16.67)	(0:16.21)	(0:15.42)	(0:15.85)	(0:16.23)	(0:15.88)	(0:15.00)
7	7	Royal Diedre	3:25.60	0:33.49	50.4 (200-0)	3:25.60	3:08.28 [2]	2:52.11 [2]	2:35.66 [2]	2:20.12 [3]	2:04.27 [2]	1:48.16 [2]	1:32.18 [2]
	(7)	A K Beecroft	3.2L (-14)	0:45.12	200-0 (0:14.63)	(0:17.32)	(0:16.17)	(0:16.45)	(0:15.54)	(0:15.85)	(0:16.11)	(0:15.99)	(0:15.20)
8	13	Loveyou To Da Skye	3:25.80	0:34.94	49.6 (1200-1000)	3:25.80	3:06.44 [7]	2:50.86 [8]	2:35.30 [5]	2:20.38 [2]	2:04.41 [3]	1:48.19 [3]	1:32.33 [4]
	(U1)	G D Smith	4.1L (+13)	0:45.75	2000-1800 (0:14.92)	(0:19.36)	(0:15.58)	(0:15.56)	(0:14.92)	(0:15.98)	(0:16.21)	(0:15.87)	(0:15.11)
9	12	Moa Mojito	3:27.10	0:35.86	49.6 (200-0)	3:27.10	3:07.03 [10]	2:51.24 [10]	2:35.24 [10]	2:20.02 [10]	2:04.50 [9]	1:48.60 [8]	1:32.66 [9]
	(12)	Craig D Thornley	11.1L (-11)	0:45.80	200-0 (0:14.83)	(0:20.07)	(0:15.79)	(0:16.00)	(0:15.22)	(0:15.52)	(0:15.90)	(0:15.94)	(0:15.33)
10	11	Mikko Koivu	3:31.60	0:34.92	50.6 (600-400)	3:31.60	3:13.16 [6]	2:56.69 [7]	2:40.46 [8]	2:25.03 [8]	2:09.21 [8]	1:53.01 [9]	1:37.11 [10]
	(11)	J W Cox	35.5L (+13)	0:50.59	1200-1000 (0:15.05)	(0:18.44)	(0:16.48)	(0:16.23)	(0:15.43)	(0:15.82)	(0:16.20)	(0:15.90)	(0:15.05)

Scratched: Whats Up The Hill (#3), Onnahill (#5), Brianna (#10), Switch On (#14)

Report Created: Sun 21 June 2026

(Note: Races are conducted over an approximate distance as close as possible to the advertised distance, and recorded data may vary accordingly. Official times refer to race times only and do not include handicap times.)

[ ] Position in running at each section and finish  
 TAB# Saddle cloth number  
 -:--:-- No data available at this section  
 NA No data available  
 DNT Did not track

BAR# Barrier/Gate Position  
 DNF Did not finish  
 DT-W Distance travelled compared to winner in metres

Fastest split  
 Fastest section

data processed by TRIPLES DATA



# NZ Metropolitan Trotting Club Inc Harness

Race 3: SYNCROFLEX SUPERIOR EQUINE & CANINE SUPPLEMENTS TROT - 2600m

21 June 2026 - 5:08PM

Weather: Showers



Field Times	3:25.00	3:07.97	2:51.85	2:35.42	2:19.85	2:03.98	1:47.88	1:31.89
(Race Tempo)	(0:17.03)	(0:16.12)	(0:16.43)	(0:15.57)	(0:15.87)	(0:16.10)	(0:15.99)	(0:14.85)

Rank	TAB#	Horse	Overall Time	First 400m	Top Speed km/h (Section)	L2600	L2400	L2200	L2000	L1800	L1600	L1400	L1200
	(BAR#)	Driver	Margin (DT-W)	Last 600m	Fastest Section (Time)	Start - 2400	2400 - 2200	2200 - 2000	2000 - 1800	1800 - 1600	1600 - 1400	1400 - 1200	1200 - 1000
11	4	Buffy Northstains	3:41.90	0:43.58	47.1 (1400-1200)	3:41.90	3:17.63 [11]	2:58.33 [11]	2:41.97 [11]	2:26.38 [11]	2:10.55 [11]	1:54.74 [11]	1:39.42 [11]
	(4)	M B Holbrough	91.1L (-15)	0:50.58	1400-1200 (0:15.32)	(0:24.27)	(0:19.31)	(0:16.36)	(0:15.59)	(0:15.84)	(0:15.80)	(0:15.32)	(0:15.96)

Scratched: Whats Up The Hill (#3), Onnahill (#5), Brianna (#10), Switch On (#14)

Report Created: Sun 21 June 2026

(Note: Races are conducted over an approximate distance as close as possible to the advertised distance, and recorded data may vary accordingly. Official times refer to race times only and do not include handicap times.)

[ ] Position in running at each section and finish    TAB# Saddle cloth number  
 -:-:- No data available at this section    BAR# Barrier/Gate Position  
 NA No data available    DNF Did not finish  
 DNT Did not track    DT-W Distance travelled compared to winner in metres

Fastest split  
 Fastest section





# NZ Metropolitan Trotting Club Inc Harness

Race 3: SYNCROFLEX SUPERIOR EQUINE & CANINE SUPPLEMENTS TROT - 2600m

21 June 2026 - 5:08PM

Weather: Showers



Field Times	1:17.04	1:01.27	0:45.20	0:29.64	0:14.76
(Race Tempo)	(0:15.76)	(0:16.07)	(0:15.56)	(0:14.88)	(0:14.76)

Rank	TAB#	Horse	Overall Time	First 400m	Top Speed km/h (Section)	L1000	L800	L600	L400	L200			
	(BAR#)	Driver	Margin (DT-W)	Last 600m	Fastest Section (Time)	1000 - 800	800 - 600	600 - 400	400 - 200	200 - Finish			
11	4	Buffy Northstains	3:41.90	0:43.58	47.1 (1400-1200)	1:23.46 [11]	1:07.03 [11]	0:50.58 [11]	0:33.99 [11]	0:17.27 [11]			
	(4)	M B Holbrough	91.1L (-15)	0:50.58	1400-1200 (0:15.32)	(0:16.43)	(0:16.45)	(0:16.59)	(0:16.72)	(0:17.27)			

Scratched: Whats Up The Hill (#3), Onnahill (#5), Brianna (#10), Switch On (#14)

Report Created: Sun 21 June 2026

(Note: Races are conducted over an approximate distance as close as possible to the advertised distance, and recorded data may vary accordingly. Official times refer to race times only and do not include handicap times.)

[ ] Position in running at each section and finish    TAB# Saddle cloth number  
 -:-:- No data available at this section    BAR# Barrier/Gate Position  
 NA No data available    DNF Did not finish  
 DNT Did not track    DT-W Distance travelled compared to winner in metres

Fastest split  
 Fastest section

data processed by  **TRIPLES DATA**

Horse/Jockey Name	Waihemo Hannah/R E Harrison
Finish Rank	1
Fastest Section Time (Section)	0:14.49 (1400-1200)
Top Speed [km/h] (Section)	52.0 (1200-1000)
Race State	Finished



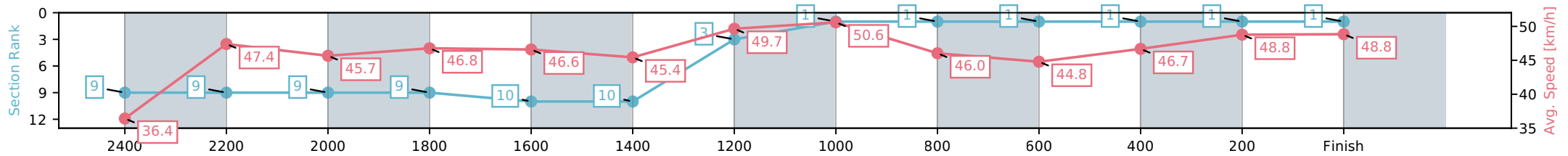
NZ Metropolitan Trotting Club Inc Harness  
 Race 3: SYNCROFLEX SUPERIOR EQUINE & CANINE  
 SUPPLEMENTS TROT - 2600m



21 June 2026 - 5:08PM

Weather: Showers

Section	L2600	L2400	L2200	L2000	L1800	L1600	L1400	L1200	L1000	L800	L600	L400	L200
Section Times	3:25.00 (0:19.77)	3:05.23 [9] (0:15.56)	2:49.67 [9] (0:16.19)	2:33.48 [9] (0:15.40)	2:18.09 [9] (0:15.80)	2:02.28 [10] (0:16.22)	1:46.06 [10] (0:14.49)	1:31.57 [3] (0:14.53)	1:17.04 [1] (0:15.76)	1:01.27 [1] (0:16.07)	0:45.20 [1] (0:15.56)	0:29.64 [1] (0:14.88)	0:14.76 [1] (0:14.76)
Average Speed [km/h]	36.4	47.4	45.7	46.8	46.6	45.4	49.7	50.6	46.0	44.8	46.7	48.8	48.8
Top Speed [km/h]	48.9	49.2	47.9	47.9	48.6	46.2	51.8	52.0	48.3	45.3	48.8	49.3	49.4
Avg. Dist. to Rail [m]	7.0	3.2	3.6	4.1	3.7	3.4	6.6	2.5	1.3	2.2	1.4	1.6	6.1



- [ ] Ranking at each section and finish
- :-:- No data available at this section
- NA No data available

Horse/Jockey Name	Monarch Prince/B N Orange
Finish Rank	2
Fastest Section Time (Section)	0:14.67 (200-0)
Top Speed [km/h] (Section)	50.9 (200-0)
Race State	Finished



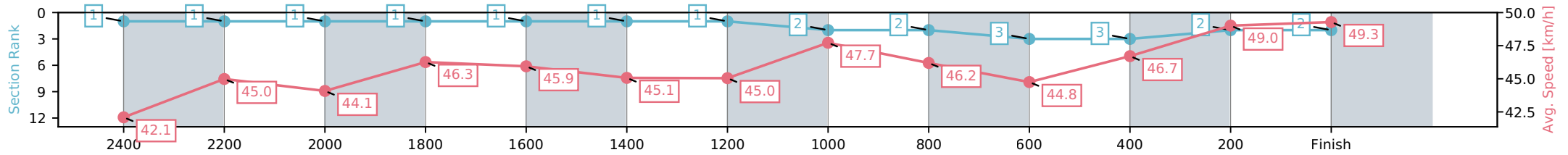
NZ Metropolitan Trotting Club Inc Harness  
 Race 3: SYNCROFLEX SUPERIOR EQUINE & CANINE  
 SUPPLEMENTS TROT - 2600m



21 June 2026 - 5:08PM

Weather: Showers

Section	L2600	L2400	L2200	L2000	L1800	L1600	L1400	L1200	L1000	L800	L600	L400	L200
Section Times	3:25.20 (0:17.03)	3:08.17 [1] (0:16.12)	2:52.05 [1] (0:16.43)	2:35.62 [1] (0:15.57)	2:20.05 [1] (0:15.87)	2:04.18 [1] (0:16.10)	1:48.08 [1] (0:15.99)	1:32.09 [1] (0:15.20)	1:16.88 [2] (0:15.74)	1:01.14 [2] (0:16.09)	0:45.06 [3] (0:15.56)	0:29.49 [3] (0:14.82)	0:14.67 [2] (0:14.67)
Average Speed [km/h]	42.1	45.0	44.1	46.3	45.9	45.1	45.0	47.7	46.2	44.8	46.7	49.0	49.3
Top Speed [km/h]	48.8	47.4	45.7	48.2	48.1	45.5	45.6	48.6	48.4	45.2	48.7	50.6	50.9
Avg. Dist. to Rail [m]	7.9	1.1	1.0	1.8	2.0	1.3	2.9	1.0	1.6	2.2	1.6	1.4	3.7



- [ ] Ranking at each section and finish
- :-:- No data available at this section
- NA No data available

Horse/Jockey Name	Kingaroy/J R Ford
Finish Rank	3
Fastest Section Time (Section)	0:14.69 (200-0)
Top Speed [km/h] (Section)	51.3 (400-200)
Race State	Finished



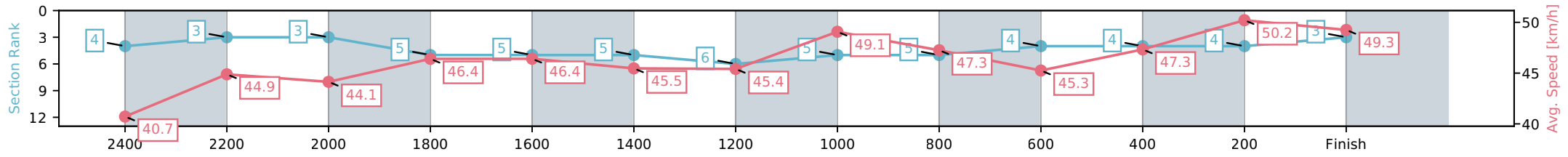
NZ Metropolitan Trotting Club Inc Harness  
 Race 3: SYNCROFLEX SUPERIOR EQUINE & CANINE  
 SUPPLEMENTS TROT - 2600m



21 June 2026 - 5:08PM

Weather: Showers

Section	L2600	L2400	L2200	L2000	L1800	L1600	L1400	L1200	L1000	L800	L600	L400	L200
Section Times	3:25.30 (0:17.64)	3:07.66 [4] (0:16.20)	2:51.45 [3] (0:16.52)	2:34.94 [3] (0:15.52)	2:19.42 [5] (0:15.86)	2:03.55 [5] (0:16.22)	1:47.33 [5] (0:15.86)	1:31.47 [6] (0:15.00)	1:16.48 [5] (0:15.59)	1:00.89 [5] (0:15.90)	0:44.98 [4] (0:15.56)	0:29.43 [4] (0:14.74)	0:14.69 [4] (0:14.69)
Average Speed [km/h]	40.7	44.9	44.1	46.4	46.4	45.5	45.4	49.1	47.3	45.3	47.3	50.2	49.3
Top Speed [km/h]	48.7	46.8	45.4	48.0	48.3	46.0	47.8	50.0	49.4	46.4	49.2	51.3	51.2
Avg. Dist. to Rail [m]	5.6	1.3	1.8	3.7	3.6	3.3	5.0	2.8	3.2	3.8	3.1	4.6	8.8



- [ ] Ranking at each section and finish
- :-:- No data available at this section
- NA No data available

Horse/Jockey Name	MM Sunshine/R D Holmes
Finish Rank	4
Fastest Section Time (Section)	0:14.39 (200-0)
Top Speed [km/h] (Section)	51.7 (400-200)
Race State	Finished



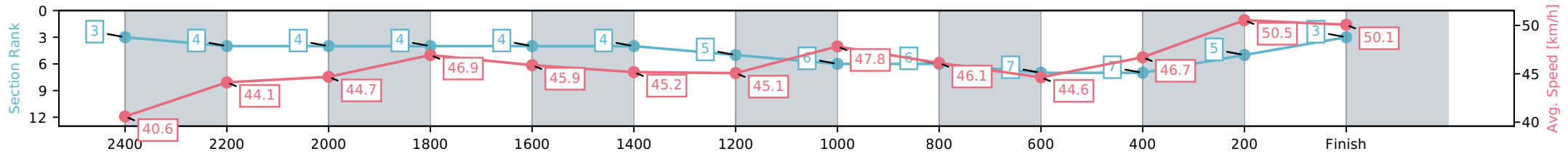
NZ Metropolitan Trotting Club Inc Harness  
 Race 3: SYNCROFLEX SUPERIOR EQUINE & CANINE  
 SUPPLEMENTS TROT - 2600m



21 June 2026 - 5:08PM

Weather: Showers

Section	L2600	L2400	L2200	L2000	L1800	L1600	L1400	L1200	L1000	L800	L600	L400	L200
Section Times	3:25.30 (0:17.56)	3:07.74 [3] (0:16.60)	2:51.13 [4] (0:16.32)	2:34.81 [4] (0:15.34)	2:19.48 [4] (0:15.84)	2:03.64 [4] (0:16.10)	1:47.54 [4] (0:15.97)	1:31.56 [5] (0:15.18)	1:16.38 [6] (0:15.76)	1:00.62 [6] (0:16.13)	0:44.49 [7] (0:15.58)	0:28.90 [7] (0:14.52)	0:14.39 [5] (0:14.39)
Average Speed [km/h]	40.6	44.1	44.7	46.9	45.9	45.2	45.1	47.8	46.1	44.6	46.7	50.5	50.1
Top Speed [km/h]	48.2	46.1	48.1	48.2	48.4	45.8	45.6	48.6	48.6	45.2	48.9	51.7	51.5
Avg. Dist. to Rail [m]	9.4	2.4	1.7	2.0	1.8	1.5	3.3	1.1	1.5	2.4	1.8	3.0	5.4



- [ ] Ranking at each section and finish
- :-:- No data available at this section
- NA No data available

Horse/Jockey Name	Night Life/S W Hill
Finish Rank	5
Fastest Section Time (Section)	0:14.27 (200-0)
Top Speed [km/h] (Section)	52.7 (400-200)
Race State	Finished



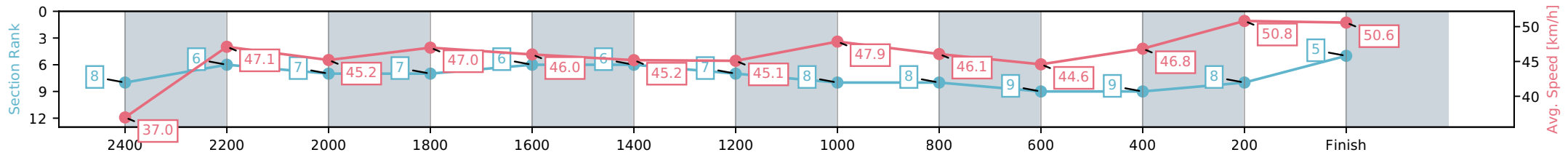
NZ Metropolitan Trotting Club Inc Harness  
 Race 3: SYNCROFLEX SUPERIOR EQUINE & CANINE  
 SUPPLEMENTS TROT - 2600m



21 June 2026 - 5:08PM

Weather: Showers

Section	L2600	L2400	L2200	L2000	L1800	L1600	L1400	L1200	L1000	L800	L600	L400	L200
Section Times	3:25.50 (0:19.39)	3:06.11 [8] (0:15.42)	2:50.69 [6] (0:16.08)	2:34.61 [7] (0:15.33)	2:19.28 [7] (0:15.79)	2:03.49 [6] (0:16.08)	1:47.41 [6] (0:15.97)	1:31.44 [7] (0:15.17)	1:16.27 [8] (0:15.78)	1:00.49 [8] (0:16.15)	0:44.33 [9] (0:15.56)	0:28.78 [9] (0:14.51)	0:14.27 [8] (0:14.27)
Average Speed [km/h]	37.0	47.1	45.2	47.0	46.0	45.2	45.1	47.9	46.1	44.6	46.8	50.8	50.6
Top Speed [km/h]	48.1	48.7	47.3	48.0	48.0	46.0	45.8	48.7	48.8	45.7	48.9	52.7	52.5
Avg. Dist. to Rail [m]	3.3	1.3	1.4	2.0	1.7	1.5	3.4	1.1	1.6	2.5	1.9	4.4	11.7



- [ ] Ranking at each section and finish
- :-:- No data available at this section
- NA No data available

Horse/Jockey Name	Son E/S J Thornley
Finish Rank	6
Fastest Section Time (Section)	0:14.57 (200-0)
Top Speed [km/h] (Section)	51.8 (200-0)
Race State	Finished



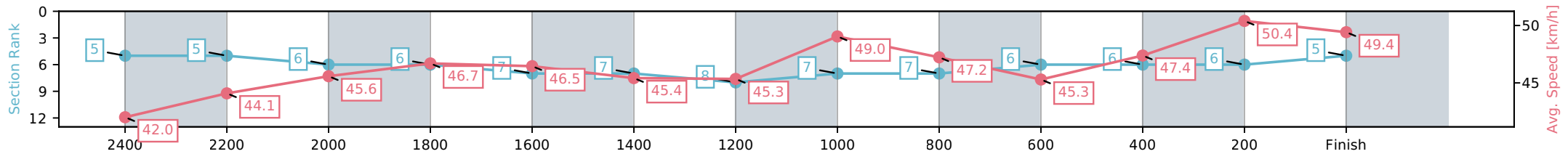
NZ Metropolitan Trotting Club Inc Harness  
 Race 3: SYNCROFLEX SUPERIOR EQUINE & CANINE  
 SUPPLEMENTS TROT - 2600m



21 June 2026 - 5:08PM

Weather: Showers

Section	L2600	L2400	L2200	L2000	L1800	L1600	L1400	L1200	L1000	L800	L600	L400	L200
Section Times	3:25.50 (0:17.90)	3:07.60 [5] (0:16.67)	2:50.93 [5] (0:16.21)	2:34.72 [6] (0:15.42)	2:19.29 [6] (0:15.85)	2:03.44 [7] (0:16.23)	1:47.21 [7] (0:15.88)	1:31.34 [8] (0:15.00)	1:16.34 [7] (0:15.57)	1:00.77 [7] (0:15.90)	0:44.86 [6] (0:15.56)	0:29.31 [6] (0:14.74)	0:14.57 [6] (0:14.57)
Average Speed [km/h]	42.0	44.1	45.6	46.7	46.5	45.4	45.3	49.0	47.2	45.3	47.4	50.4	49.4
Top Speed [km/h]	49.3	46.6	47.4	47.8	48.3	46.1	48.1	49.8	49.9	46.8	49.6	51.7	51.8
Avg. Dist. to Rail [m]	10.2	2.7	3.5	3.9	3.6	3.3	5.2	2.6	3.2	4.1	3.4	5.0	10.0



- [ ] Ranking at each section and finish
- :-:- No data available at this section
- NA No data available

Horse/Jockey Name	Royal Diedre/A K Beecroft
Finish Rank	7
Fastest Section Time (Section)	0:14.63 (200-0)
Top Speed [km/h] (Section)	50.4 (200-0)
Race State	Finished



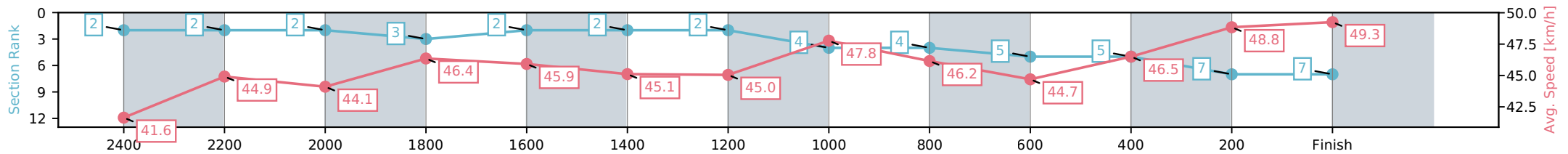
NZ Metropolitan Trotting Club Inc Harness  
 Race 3: SYNCROFLEX SUPERIOR EQUINE & CANINE  
 SUPPLEMENTS TROT - 2600m



21 June 2026 - 5:08PM

Weather: Showers

Section	L2600	L2400	L2200	L2000	L1800	L1600	L1400	L1200	L1000	L800	L600	L400	L200
Section Times	3:25.60 (0:17.32)	3:08.28 [2] (0:16.17)	2:52.11 [2] (0:16.45)	2:35.66 [2] (0:15.54)	2:20.12 [3] (0:15.85)	2:04.27 [2] (0:16.11)	1:48.16 [2] (0:15.99)	1:32.18 [2] (0:15.20)	1:16.98 [4] (0:15.74)	1:01.24 [4] (0:16.11)	0:45.12 [5] (0:15.62)	0:29.50 [5] (0:14.87)	0:14.63 [7] (0:14.63)
Average Speed [km/h]	41.6	44.9	44.1	46.4	45.9	45.1	45.0	47.8	46.2	44.7	46.5	48.8	49.3
Top Speed [km/h]	47.9	46.1	45.9	48.3	48.3	45.6	45.7	48.7	48.7	45.3	48.3	49.7	50.4
Avg. Dist. to Rail [m]	6.1	1.1	1.2	1.9	1.9	1.4	3.0	1.1	1.5	2.2	1.5	1.4	2.7



- [ ] Ranking at each section and finish
- :-:- No data available at this section
- NA No data available

Horse/Jockey Name	Loveyou To Da Skye/G D Smith
Finish Rank	8
Fastest Section Time (Section)	0:14.92 (2000-1800)
Top Speed [km/h] (Section)	49.6 (1200-1000)
Race State	Finished



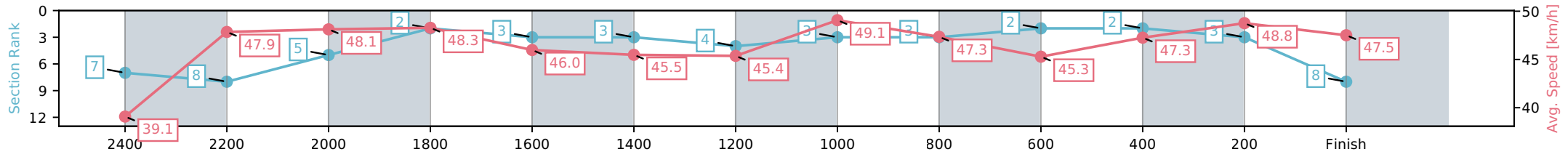
NZ Metropolitan Trotting Club Inc Harness  
 Race 3: SYNCROFLEX SUPERIOR EQUINE & CANINE  
 SUPPLEMENTS TROT - 2600m



21 June 2026 - 5:08PM

Weather: Showers

Section	L2600	L2400	L2200	L2000	L1800	L1600	L1400	L1200	L1000	L800	L600	L400	L200
Section Times	3:25.80 (0:19.36)	3:06.44 [7] (0:15.58)	2:50.86 [8] (0:15.56)	2:35.30 [5] (0:14.92)	2:20.38 [2] (0:15.98)	2:04.41 [3] (0:16.21)	1:48.19 [3] (0:15.87)	1:32.33 [4] (0:15.11)	1:17.22 [3] (0:15.56)	1:01.66 [3] (0:15.90)	0:45.76 [2] (0:15.48)	0:30.28 [2] (0:15.07)	0:15.20 [3] (0:15.20)
Average Speed [km/h]	39.1	47.9	48.1	48.3	46.0	45.5	45.4	49.1	47.3	45.3	47.3	48.8	47.5
Top Speed [km/h]	48.0	48.4	49.1	48.7	47.1	45.9	47.7	49.6	49.5	46.3	48.9	49.4	49.2
Avg. Dist. to Rail [m]	11.4	4.5	5.3	4.8	3.2	3.3	5.1	3.4	3.3	3.1	2.3	3.4	7.6



- [ ] Ranking at each section and finish
- :-:- No data available at this section
- NA No data available

Horse/Jockey Name	Moa Mojito/Craig D Thornley
Finish Rank	9
Fastest Section Time (Section)	0:14.83 (200-0)
Top Speed [km/h] (Section)	49.6 (200-0)
Race State	Finished



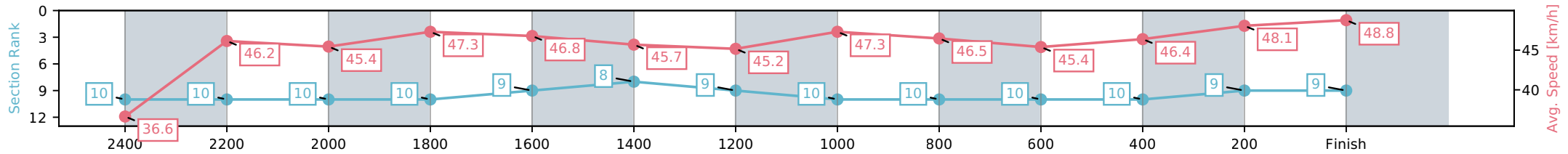
NZ Metropolitan Trotting Club Inc Harness  
 Race 3: SYNCROFLEX SUPERIOR EQUINE & CANINE  
 SUPPLEMENTS TROT - 2600m



21 June 2026 - 5:08PM

Weather: Showers

Section	L2600	L2400	L2200	L2000	L1800	L1600	L1400	L1200	L1000	L800	L600	L400	L200
Section Times	3:27.10 (0:20.07)	3:07.03 [10] (0:15.79)	2:51.24 [10] (0:16.00)	2:35.24 [10] (0:15.22)	2:20.02 [10] (0:15.52)	2:04.50 [9] (0:15.90)	1:48.60 [8] (0:15.94)	1:32.66 [9] (0:15.33)	1:17.33 [10] (0:15.66)	1:01.67 [10] (0:15.87)	0:45.80 [10] (0:15.89)	0:29.92 [10] (0:15.08)	0:14.83 [9] (0:14.83)
Average Speed [km/h]	36.6	46.2	45.4	47.3	46.8	45.7	45.2	47.3	46.5	45.4	46.4	48.1	48.8
Top Speed [km/h]	47.3	47.9	47.8	47.7	48.2	46.6	46.3	48.3	49.1	46.4	48.0	49.4	49.6
Avg. Dist. to Rail [m]	4.0	1.6	1.6	2.1	1.7	1.4	3.4	1.0	1.7	4.3	3.4	1.2	3.2



- [ ] Ranking at each section and finish
- :-:- No data available at this section
- NA No data available

Horse/Jockey Name	Mikko Koivu/J W Cox
Finish Rank	10
Fastest Section Time (Section)	0:15.05 (1200-1000)
Top Speed [km/h] (Section)	50.6 (600-400)
Race State	Finished



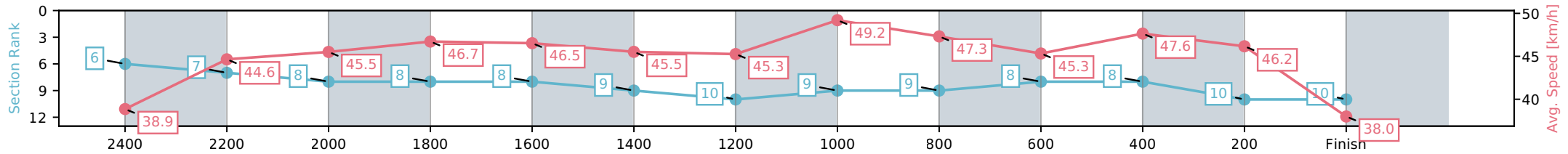
NZ Metropolitan Trotting Club Inc Harness  
 Race 3: SYNCROFLEX SUPERIOR EQUINE & CANINE  
 SUPPLEMENTS TROT - 2600m



21 June 2026 - 5:08PM

Weather: Showers

Section	L2600	L2400	L2200	L2000	L1800	L1600	L1400	L1200	L1000	L800	L600	L400	L200
Section Times	3:31.60 (0:18.44)	3:13.16 [6] (0:16.48)	2:56.69 [7] (0:16.23)	2:40.46 [8] (0:15.43)	2:25.03 [8] (0:15.82)	2:09.21 [8] (0:16.20)	1:53.01 [9] (0:15.90)	1:37.11 [10] (0:15.05)	1:22.06 [9] (0:15.59)	1:06.47 [9] (0:15.89)	0:50.58 [8] (0:15.42)	0:35.16 [8] (0:16.22)	0:18.95 [10] (0:18.95)
Average Speed [km/h]	38.9	44.6	45.5	46.7	46.5	45.5	45.3	49.2	47.3	45.3	47.6	46.2	38.0
Top Speed [km/h]	47.6	47.5	47.5	47.9	49.0	46.1	47.9	50.2	49.7	46.9	50.6	50.0	42.3
Avg. Dist. to Rail [m]	12.8	2.9	3.5	3.9	3.6	3.4	5.5	3.5	3.3	3.5	2.9	6.8	13.4



- [ ] Ranking at each section and finish
- :-:- No data available at this section
- NA No data available

Horse/Jockey Name	Buffy Northstains/M B Holbrough
Finish Rank	11
Fastest Section Time (Section)	0:15.32 (1400-1200)
Top Speed [km/h] (Section)	47.1 (1400-1200)
Race State	Finished



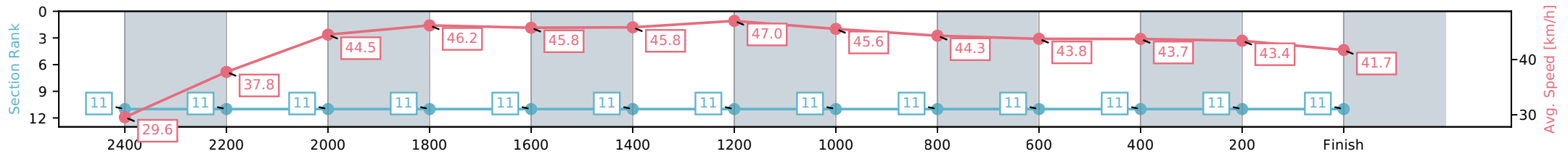
NZ Metropolitan Trotting Club Inc Harness  
 Race 3: SYNCROFLEX SUPERIOR EQUINE & CANINE  
 SUPPLEMENTS TROT - 2600m



21 June 2026 - 5:08PM

Weather: Showers

Section	L2600	L2400	L2200	L2000	L1800	L1600	L1400	L1200	L1000	L800	L600	L400	L200
Section Times	3:41.90 (0:24.27)	3:17.63 [11] (0:19.31)	2:58.33 [11] (0:16.36)	2:41.97 [11] (0:15.59)	2:26.38 [11] (0:15.84)	2:10.55 [11] (0:15.80)	1:54.74 [11] (0:15.32)	1:39.42 [11] (0:15.96)	1:23.46 [11] (0:16.43)	1:07.03 [11] (0:16.45)	0:50.58 [11] (0:16.59)	0:33.99 [11] (0:16.72)	0:17.27 [11] (0:17.27)
Average Speed [km/h]	29.6	37.8	44.5	46.2	45.8	45.8	47.0	45.6	44.3	43.8	43.7	43.4	41.7
Top Speed [km/h]	32.6	44.2	45.2	46.4	46.4	46.8	47.1	46.7	45.6	44.7	44.7	43.8	43.2
Avg. Dist. to Rail [m]	5.9	1.8	1.7	2.1	1.3	1.1	4.5	1.3	1.8	3.5	1.4	1.6	4.7



- [ ] Ranking at each section and finish
- :-:- No data available at this section
- NA No data available