



# NZ Metropolitan Trotting Club Inc Harness

Race 4: 3 JULY AMERICAN THEMED TRACKSIDE DINING BOOK NOW PACE - 2600m

21 June 2026 - 5:34PM

Weather: Showers



Field Times	3:20.00	3:02.98	2:48.54	2:33.41	2:17.67	2:01.51	1:45.20	1:31.26
(Race Tempo)	(0:17.02)	(0:14.44)	(0:15.13)	(0:15.74)	(0:16.16)	(0:16.31)	(0:13.94)	(0:14.97)

Rank	TAB#	Horse	Overall Time	First 400m	Top Speed km/h (Section)	L2600	L2400	L2200	L2000	L1800	L1600	L1400	L1200
	(BAR#)	Driver	Margin (DT-W)	Last 600m	Fastest Section (Time)	Start - 2400	2400 - 2200	2200 - 2000	2000 - 1800	1800 - 1600	1600 - 1400	1400 - 1200	1200 - 1000
1	8	Jimandal	3:20.00	0:31.46	53.7 (1400-1200)	3:20.00	3:02.64 [2]	2:48.54 [1]	2:33.41 [1]	2:17.67 [1]	2:01.51 [1]	1:45.20 [1]	1:31.26 [1]
	(8)	J C Morrison		0:46.39	1400-1200 (0:13.94)	(0:17.36)	(0:14.10)	(0:15.13)	(0:15.74)	(0:16.16)	(0:16.31)	(0:13.94)	(0:14.97)
2	10	Ultimatum	3:20.20	0:31.53	53.9 (1400-1200)	3:20.20	3:03.18 [1]	2:48.68 [2]	2:33.31 [2]	2:17.56 [2]	2:01.40 [2]	1:45.10 [2]	1:31.18 [2]
	(10)	C J Dalgety	1.0L (-4)	0:46.25	1400-1200 (0:13.92)	(0:17.02)	(0:14.51)	(0:15.36)	(0:15.75)	(0:16.16)	(0:16.30)	(0:13.92)	(0:14.98)
3	1	Baby Come Back	3:20.60	0:32.87	52.6 (1200-1000)	3:20.60	3:02.28 [5]	2:47.73 [5]	2:32.43 [5]	2:16.83 [5]	2:00.79 [5]	1:44.63 [6]	1:30.60 [8]
	(1)	R E Harrison	3.0L (-2)	0:45.91	1400-1200 (0:14.03)	(0:18.32)	(0:14.55)	(0:15.30)	(0:15.60)	(0:16.04)	(0:16.16)	(0:14.03)	(0:14.71)
4	11	Blu Diamond	3:20.70	0:33.33	52.5 (1400-1200)	3:20.70	3:02.38 [6]	2:47.36 [6]	2:32.08 [6]	2:16.57 [6]	2:00.82 [6]	1:45.05 [5]	1:31.08 [5]
	(11)	R T May	3.6L (+21)	0:46.25	1400-1200 (0:13.96)	(0:18.32)	(0:15.01)	(0:15.29)	(0:15.50)	(0:15.75)	(0:15.78)	(0:13.96)	(0:14.88)
5	2	Jennarus	3:20.80	0:32.25	52.9 (1400-1200)	3:20.80	3:02.92 [4]	2:48.54 [4]	2:33.07 [4]	2:17.44 [4]	2:01.31 [4]	1:45.18 [4]	1:31.20 [4]
	(2)	G D Smith	3.9L (-6)	0:46.51	1400-1200 (0:13.98)	(0:17.88)	(0:14.37)	(0:15.48)	(0:15.63)	(0:16.12)	(0:16.13)	(0:13.98)	(0:14.70)
6	4	Franco Newark	3:21.20	0:33.76	52.6 (1400-1200)	3:21.20	3:02.48 [7]	2:47.43 [7]	2:32.22 [7]	2:16.74 [7]	2:00.99 [7]	1:45.15 [7]	1:31.22 [7]
	(4)	Craig D Thornley	6.1L (+22)	0:46.39	1400-1200 (0:13.94)	(0:18.72)	(0:15.04)	(0:15.22)	(0:15.47)	(0:15.75)	(0:15.84)	(0:13.94)	(0:14.82)
7	14	Hoppy's Smile	3:21.30	0:35.51	51.7 (1200-1000)	3:21.30	3:01.18 [10]	2:45.80 [10]	2:31.09 [9]	2:16.00 [9]	2:00.35 [9]	1:44.52 [10]	1:30.25 [10]
	(14)	M B Holbrough	6.7L (+6)	0:45.50	1400-1200 (0:14.27)	(0:20.12)	(0:15.39)	(0:14.71)	(0:15.09)	(0:15.65)	(0:15.83)	(0:14.27)	(0:14.70)
8	5	Major Miss	3:22.40	0:31.89	53.7 (1400-1200)	3:22.40	3:04.87 [3]	2:50.51 [3]	2:35.05 [3]	2:19.36 [3]	2:03.24 [3]	1:47.26 [3]	1:33.25 [3]
	(5)	B N Orange	12.8L (+8)	0:48.25	1400-1200 (0:14.01)	(0:17.53)	(0:14.36)	(0:15.46)	(0:15.69)	(0:16.12)	(0:15.98)	(0:14.01)	(0:15.03)
9	3	Dreamy Alby	3:22.50	0:35.09	53.0 (1200-1000)	3:22.50	3:02.79 [9]	2:47.41 [9]	2:32.61 [8]	2:17.58 [8]	2:01.92 [8]	1:46.07 [9]	1:32.03 [9]
	(3)	S J Ottley	13.2L (+27)	0:47.36	1400-1200 (0:14.04)	(0:19.71)	(0:15.38)	(0:14.80)	(0:15.03)	(0:15.66)	(0:15.85)	(0:14.04)	(0:14.68)
10	12	Conan	3:23.10	0:35.68	53.9 (1400-1200)	3:23.10	3:02.66 [11]	2:47.41 [11]	2:32.62 [11]	2:17.45 [10]	2:01.82 [10]	1:46.82 [8]	1:33.27 [6]
	(12)	S E O'Reilly	16.5L (+25)	0:49.27	1400-1200 (0:13.55)	(0:20.44)	(0:15.24)	(0:14.79)	(0:15.18)	(0:15.63)	(0:15.01)	(0:13.55)	(0:14.27)

Scratched: Reacher (#7), Dragon Ball (#9), Librici (#13)

Report Created: Sun 21 June 2026

(Note: Races are conducted over an approximate distance as close as possible to the advertised distance, and recorded data may vary accordingly. Official times refer to race times only and do not include handicap times.)

[ ] Position in running at each section and finish TAB# Saddle cloth number

:-:-- No data available at this section

NA No data available

DNT Did not track

BAR# Barrier/Gate Position

DNF Did not finish

DT-W Distance travelled compared to winner in metres

Fastest split

Fastest section

data processed by





NZ Metropolitan Trotting Club Inc Harness  
 Race 4: 3 JULY AMERICAN THEMED TRACKSIDE DINING BOOK NOW PACE - 2600m  
 21 June 2026 - 5:34PM



Weather: Showers

Field Times (Race Tempo) 3:20.00 (0:17.02) 3:02.98 (0:14.44) 2:48.54 (0:15.13) 2:33.41 (0:15.74) 2:17.67 (0:16.16) 2:01.51 (0:16.31) 1:45.20 (0:13.94) 1:31.26 (0:14.97)

Rank	TAB#	Horse	Overall Time	First 400m	Top Speed km/h (Section)	L2600	L2400	L2200	L2000	L1800	L1600	L1400	L1200
	(BAR#)	Driver	Margin (DT-W)	Last 600m	Fastest Section (Time)	Start - 2400	2400 - 2200	2200 - 2000	2000 - 1800	1800 - 1600	1600 - 1400	1400 - 1200	1200 - 1000
11	6	Whata Impact	3:26.00	0:35.07	50.8 (1400-1200)	3:26.00	3:07.12 [8]	2:50.94 [8]	2:35.66 [10]	2:18.13 [11]	2:02.19 [11]	1:47.30 [11]	1:33.03 [11]
	(6)	G D O'Reilly	32.2L (+23)	0:47.82	1400-1200 (0:14.27)	(0:18.88)	(0:16.19)	(0:15.28)	(0:17.53)	(0:15.94)	(0:14.89)	(0:14.27)	(0:14.77)

Scratched: Reacher (#7), Dragon Ball (#9), Librici (#13)

Report Created: Sun 21 June 2026

(Note: Races are conducted over an approximate distance as close as possible to the advertised distance, and recorded data may vary accordingly. Official times refer to race times only and do not include handicap times.)

[ ] Position in running at each section and finish TAB# Saddle cloth number  
 -:-:- No data available at this section BAR# Barrier/Gate Position  
 NA No data available DNF Did not finish  
 DNT Did not track DT-W Distance travelled compared to winner in metres

Fastest split  
 Fastest section



# NZ Metropolitan Trotting Club Inc Harness

Race 4: 3 JULY AMERICAN THEMED TRACKSIDE DINING BOOK NOW PACE - 2600m

21 June 2026 - 5:34PM

Weather: Showers



Field Times	1:16.30	1:01.30	0:46.38	0:31.03	0:15.57
(Race Tempo)	(0:15.00)	(0:14.91)	(0:15.36)	(0:15.46)	(0:15.57)

Rank	TAB#	Horse	Overall Time	First 400m	Top Speed km/h (Section)	L1000	L800	L600	L400	L200			
	(BAR#)	Driver	Margin (DT-W)	Last 600m	Fastest Section (Time)	1000 - 800	800 - 600	600 - 400	400 - 200	200 - Finish			
1	8	Jimandal	3:20.00	0:31.46	53.7 (1400-1200)	1:16.30 [1]	1:01.30 [1]	0:46.38 [1]	0:31.03 [1]	0:15.57 [1]			
	(8)	J C Morrison		0:46.39	1400-1200 (0:13.94)	(0:15.00)	(0:14.91)	(0:15.36)	(0:15.46)	(0:15.57)			
2	10	Ultimatum	3:20.20	0:31.53	53.9 (1400-1200)	1:16.20 [2]	1:01.19 [3]	0:46.25 [3]	0:30.89 [2]	0:15.40 [2]			
	(10)	C J Dalgety	1.0L (-4)	0:46.25	1400-1200 (0:13.92)	(0:15.01)	(0:14.94)	(0:15.36)	(0:15.49)	(0:15.40)			
3	1	Baby Come Back	3:20.60	0:32.87	52.6 (1200-1000)	1:15.90 [7]	1:00.84 [7]	0:45.90 [7]	0:30.59 [6]	0:15.03 [4]			
	(1)	R E Harrison	3.0L (-2)	0:45.91	1400-1200 (0:14.03)	(0:15.05)	(0:14.94)	(0:15.31)	(0:15.57)	(0:15.03)			
4	11	Blu Diamond	3:20.70	0:33.33	52.5 (1400-1200)	1:16.21 [6]	1:01.21 [6]	0:46.25 [6]	0:30.47 [7]	0:14.90 [5]			
	(11)	R T May	3.6L (+21)	0:46.25	1400-1200 (0:13.96)	(0:15.00)	(0:14.96)	(0:15.78)	(0:15.57)	(0:14.90)			
5	2	Jennarus	3:20.80	0:32.25	52.9 (1400-1200)	1:16.50 [5]	1:01.46 [5]	0:46.50 [5]	0:31.11 [4]	0:15.48 [3]			
	(2)	G D Smith	3.9L (-6)	0:46.51	1400-1200 (0:13.98)	(0:15.04)	(0:14.96)	(0:15.39)	(0:15.64)	(0:15.48)			
6	4	Franco Newark	3:21.20	0:33.76	52.6 (1400-1200)	1:16.40 [8]	1:01.38 [8]	0:46.39 [8]	0:30.67 [8]	0:15.03 [8]			
	(4)	Craig D Thornley	6.1L (+22)	0:46.39	1400-1200 (0:13.94)	(0:15.01)	(0:15.00)	(0:15.72)	(0:15.64)	(0:15.03)			
7	14	Hoppy's Smile	3:21.30	0:35.51	51.7 (1200-1000)	1:15.55 [10]	1:00.33 [10]	0:45.50 [10]	0:30.21 [10]	0:15.07 [9]			
	(14)	M B Holbrough	6.7L (+6)	0:45.50	1400-1200 (0:14.27)	(0:15.22)	(0:14.83)	(0:15.30)	(0:15.13)	(0:15.07)			
8	5	Major Miss	3:22.40	0:31.89	53.7 (1400-1200)	1:18.22 [4]	1:03.21 [4]	0:48.25 [4]	0:32.49 [5]	0:16.35 [6]			
	(5)	B N Orange	12.8L (+8)	0:48.25	1400-1200 (0:14.01)	(0:15.00)	(0:14.97)	(0:15.76)	(0:16.14)	(0:16.35)			
9	3	Dreamy Alby	3:22.50	0:35.09	53.0 (1200-1000)	1:17.35 [9]	1:02.15 [9]	0:47.36 [9]	0:31.63 [9]	0:15.84 [10]			
	(3)	S J Ottley	13.2L (+27)	0:47.36	1400-1200 (0:14.04)	(0:15.20)	(0:14.79)	(0:15.73)	(0:15.79)	(0:15.84)			
10	12	Conan	3:23.10	0:35.68	53.9 (1400-1200)	1:19.00 [3]	1:04.25 [2]	0:49.26 [2]	0:33.51 [3]	0:16.98 [7]			
	(12)	S E O'Reilly	16.5L (+25)	0:49.27	1400-1200 (0:13.55)	(0:14.75)	(0:14.98)	(0:15.75)	(0:16.54)	(0:16.98)			

Scratched: Reacher (#7), Dragon Ball (#9), Librici (#13)

Report Created: Sun 21 June 2026

(Note: Races are conducted over an approximate distance as close as possible to the advertised distance, and recorded data may vary accordingly. Official times refer to race times only and do not include handicap times.)

[ ] Position in running at each section and finish  
 TAB# Saddle cloth number  
 -:--:-- No data available at this section  
 BAR# Barrier/Gate Position  
 NA No data available  
 DNF Did not finish  
 DNT Did not track  
 DT-W Distance travelled compared to winner in metres

Fastest split  
 Fastest section

data processed by **TRIPLESDATA**



# NZ Metropolitan Trotting Club Inc Harness

Race 4: 3 JULY AMERICAN THEMED TRACKSIDE DINING BOOK NOW PACE - 2600m

21 June 2026 - 5:34PM

Weather: Showers



Field Times	1:16.30	1:01.30	0:46.38	0:31.03	0:15.57
(Race Tempo)	(0:15.00)	(0:14.91)	(0:15.36)	(0:15.46)	(0:15.57)

Rank	TAB#	Horse	Overall Time	First 400m	Top Speed km/h (Section)	L1000	L800	L600	L400	L200			
	(BAR#)	Driver	Margin (DT-W)	Last 600m	Fastest Section (Time)	1000 - 800	800 - 600	600 - 400	400 - 200	200 - Finish			
11	6	Whata Impact	3:26.00	0:35.07	50.8 (1400-1200)	1:18.26 [11]	1:03.07 [11]	0:47.83 [11]	0:32.07 [11]	0:16.30 [11]			
	(6)	G D O'Reilly	32.2L (+23)	0:47.82	1400-1200 (0:14.27)	(0:15.19)	(0:15.25)	(0:15.76)	(0:15.76)	(0:16.30)			

Scratched: Reacher (#7), Dragon Ball (#9), Librici (#13)

Report Created: Sun 21 June 2026

(Note: Races are conducted over an approximate distance as close as possible to the advertised distance, and recorded data may vary accordingly. Official times refer to race times only and do not include handicap times.)

[ ] Position in running at each section and finish TAB# Saddle cloth number

-:-:- No data available at this section

NA No data available

DNT Did not track

BAR# Barrier/Gate Position

DNF Did not finish

DT-W Distance travelled compared to winner in metres

Fastest split

Fastest section

Horse/Jockey Name	Jimandal/J C Morrison
Finish Rank	1
Fastest Section Time (Section)	0:13.94 (1400-1200)
Top Speed [km/h] (Section)	53.7 (1400-1200)
Race State	Finished



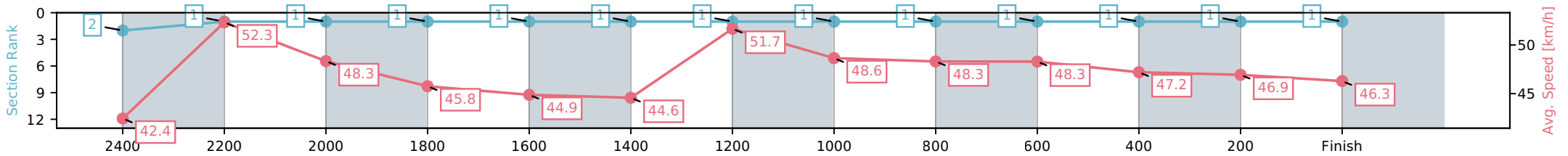
NZ Metropolitan Trotting Club Inc Harness  
 Race 4: 3 JULY AMERICAN THEMED TRACKSIDE DINING  
 BOOK NOW PACE - 2600m



21 June 2026 - 5:34PM

Weather: Showers

Section	L2600	L2400	L2200	L2000	L1800	L1600	L1400	L1200	L1000	L800	L600	L400	L200
Section Times	3:20.00 (0:17.36)	3:02.64 [2] (0:14.10)	2:48.54 [1] (0:15.13)	2:33.41 [1] (0:15.74)	2:17.67 [1] (0:16.16)	2:01.51 [1] (0:16.31)	1:45.20 [1] (0:13.94)	1:31.26 [1] (0:14.97)	1:16.30 [1] (0:15.00)	1:01.30 [1] (0:14.91)	0:46.38 [1] (0:15.36)	0:31.03 [1] (0:15.46)	0:15.57 [1] (0:15.57)
Average Speed [km/h]	42.4	52.3	48.3	45.8	44.9	44.6	51.7	48.6	48.3	48.3	47.2	46.9	46.3
Top Speed [km/h]	53.1	53.3	52.0	46.1	45.6	45.6	53.7	51.1	49.0	48.6	47.7	47.6	47.3
Avg. Dist. to Rail [m]	12.4	3.1	2.2	2.4	1.5	1.4	4.1	1.4	0.9	1.4	1.1	1.4	3.8



[ ] Ranking at each section and finish  
 -:-:- No data available at this section  
 NA No data available

Horse/Jockey Name	Ultimatum/C J Dalgety
Finish Rank	2
Fastest Section Time (Section)	0:13.92 (1400-1200)
Top Speed [km/h] (Section)	53.9 (1400-1200)
Race State	Finished



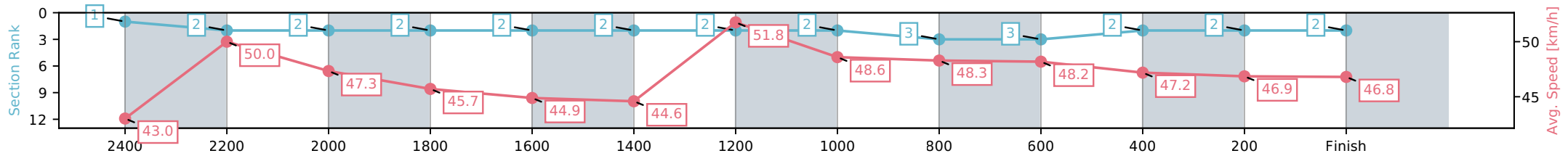
NZ Metropolitan Trotting Club Inc Harness  
 Race 4: 3 JULY AMERICAN THEMED TRACKSIDE DINING  
 BOOK NOW PACE - 2600m



21 June 2026 - 5:34PM

Weather: Showers

Section	L2600	L2400	L2200	L2000	L1800	L1600	L1400	L1200	L1000	L800	L600	L400	L200
Section Times	3:20.20 (0:17.02)	3:03.18 [1] (0:14.51)	2:48.68 [2] (0:15.36)	2:33.31 [2] (0:15.75)	2:17.56 [2] (0:16.16)	2:01.40 [2] (0:16.30)	1:45.10 [2] (0:13.92)	1:31.18 [2] (0:14.98)	1:16.20 [2] (0:15.01)	1:01.19 [3] (0:14.94)	0:46.25 [3] (0:15.36)	0:30.89 [2] (0:15.49)	0:15.40 [2] (0:15.40)
Average Speed [km/h]	43.0	50.0	47.3	45.7	44.9	44.6	51.8	48.6	48.3	48.2	47.2	46.9	46.8
Top Speed [km/h]	52.6	52.3	49.6	46.4	45.6	46.0	53.9	51.3	49.2	48.6	47.6	47.7	48.0
Avg. Dist. to Rail [m]	12.9	1.2	1.3	2.4	1.5	1.4	3.7	1.4	0.9	1.4	1.1	1.4	2.0



- [ ] Ranking at each section and finish
- :-:- No data available at this section
- NA No data available

Horse/Jockey Name	Baby Come Back/R E Harrison
Finish Rank	3
Fastest Section Time (Section)	0:14.03 (1400-1200)
Top Speed [km/h] (Section)	52.6 (1200-1000)
Race State	Finished



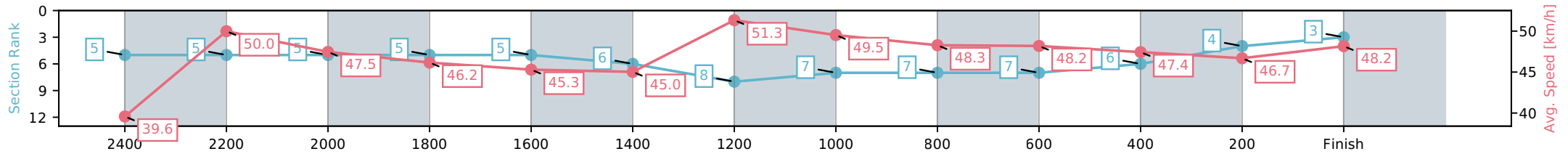
NZ Metropolitan Trotting Club Inc Harness  
 Race 4: 3 JULY AMERICAN THEMED TRACKSIDE DINING  
 BOOK NOW PACE - 2600m



21 June 2026 - 5:34PM

Weather: Showers

Section	L2600	L2400	L2200	L2000	L1800	L1600	L1400	L1200	L1000	L800	L600	L400	L200
Section Times	3:20.60 (0:18.32)	3:02.28 [5] (0:14.55)	2:47.73 [5] (0:15.30)	2:32.43 [5] (0:15.60)	2:16.83 [5] (0:16.04)	2:00.79 [5] (0:16.16)	1:44.63 [6] (0:14.03)	1:30.60 [8] (0:14.71)	1:15.90 [7] (0:15.05)	1:00.84 [7] (0:14.94)	0:45.90 [7] (0:15.31)	0:30.59 [6] (0:15.57)	0:15.03 [4] (0:15.03)
Average Speed [km/h]	39.6	50.0	47.5	46.2	45.3	45.0	51.3	49.5	48.3	48.2	47.4	46.7	48.2
Top Speed [km/h]	51.7	51.7	50.6	47.3	46.2	49.1	52.6	52.6	49.7	49.8	47.8	49.0	49.4
Avg. Dist. to Rail [m]	2.3	1.4	1.1	2.1	1.7	1.5	3.4	1.5	1.3	1.6	1.3	1.8	4.8



- [ ] Ranking at each section and finish
- :-:- No data available at this section
- NA No data available

Horse/Jockey Name	Blu Diamond/R T May
Finish Rank	4
Fastest Section Time (Section)	0:13.96 (1400-1200)
Top Speed [km/h] (Section)	52.5 (1400-1200)
Race State	Finished



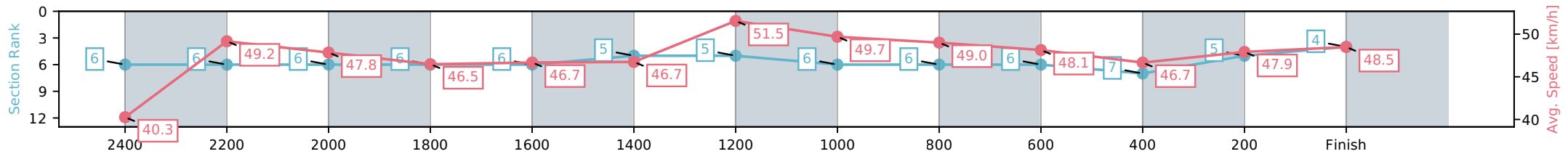
NZ Metropolitan Trotting Club Inc Harness  
 Race 4: 3 JULY AMERICAN THEMED TRACKSIDE DINING  
 BOOK NOW PACE - 2600m



21 June 2026 - 5:34PM

Weather: Showers

Section	L2600	L2400	L2200	L2000	L1800	L1600	L1400	L1200	L1000	L800	L600	L400	L200
Section Times	3:20.70 (0:18.32)	3:02.38 [6] (0:15.01)	2:47.36 [6] (0:15.29)	2:32.08 [6] (0:15.50)	2:16.57 [6] (0:15.75)	2:00.82 [6] (0:15.78)	1:45.05 [5] (0:13.96)	1:31.08 [5] (0:14.88)	1:16.21 [6] (0:15.00)	1:01.21 [6] (0:14.96)	0:46.25 [6] (0:15.78)	0:30.47 [7] (0:15.57)	0:14.90 [5] (0:14.90)
Average Speed [km/h]	40.3	49.2	47.8	46.5	46.7	46.7	51.5	49.7	49.0	48.1	46.7	47.9	48.5
Top Speed [km/h]	49.8	50.1	49.4	47.2	47.2	49.4	52.5	51.6	49.8	49.7	47.9	49.4	50.1
Avg. Dist. to Rail [m]	13.2	3.1	2.1	3.4	3.4	3.2	5.4	3.2	2.8	3.2	3.2	5.6	6.6



- [ ] Ranking at each section and finish
- :-:- No data available at this section
- NA No data available

Horse/Jockey Name	Jennarus/G D Smith
Finish Rank	5
Fastest Section Time (Section)	0:13.98 (1400-1200)
Top Speed [km/h] (Section)	52.9 (1400-1200)
Race State	Finished



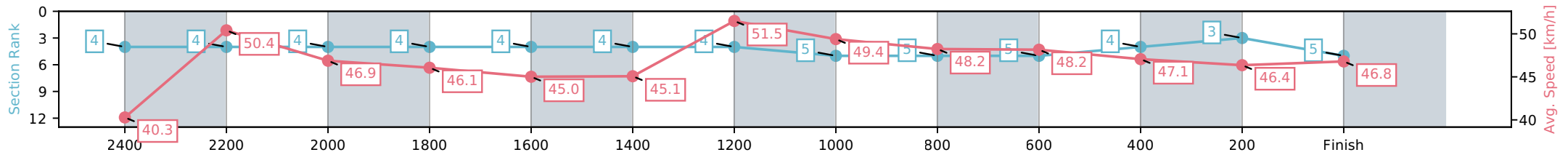
NZ Metropolitan Trotting Club Inc Harness  
 Race 4: 3 JULY AMERICAN THEMED TRACKSIDE DINING  
 BOOK NOW PACE - 2600m



21 June 2026 - 5:34PM

Weather: Showers

Section	L2600	L2400	L2200	L2000	L1800	L1600	L1400	L1200	L1000	L800	L600	L400	L200
Section Times	3:20.80 (0:17.88)	3:02.92 [4] (0:14.37)	2:48.54 [4] (0:15.48)	2:33.07 [4] (0:15.63)	2:17.44 [4] (0:16.12)	2:01.31 [4] (0:16.13)	1:45.18 [4] (0:13.98)	1:31.20 [4] (0:14.70)	1:16.50 [5] (0:15.04)	1:01.46 [5] (0:14.96)	0:46.50 [5] (0:15.39)	0:31.11 [4] (0:15.64)	0:15.48 [3] (0:15.48)
Average Speed [km/h]	40.3	50.4	46.9	46.1	45.0	45.1	51.5	49.4	48.2	48.2	47.1	46.4	46.8
Top Speed [km/h]	51.5	52.3	49.4	47.2	46.0	48.6	52.9	52.5	49.1	49.0	47.7	46.9	47.3
Avg. Dist. to Rail [m]	3.6	0.9	1.0	2.2	1.6	1.4	3.2	1.2	1.0	1.5	1.1	1.3	2.6



- [ ] Ranking at each section and finish
- :-:- No data available at this section
- NA No data available

Horse/Jockey Name	Franco Newark/Craig D Thornley
Finish Rank	6
Fastest Section Time (Section)	0:13.94 (1400-1200)
Top Speed [km/h] (Section)	52.6 (1400-1200)
Race State	Finished



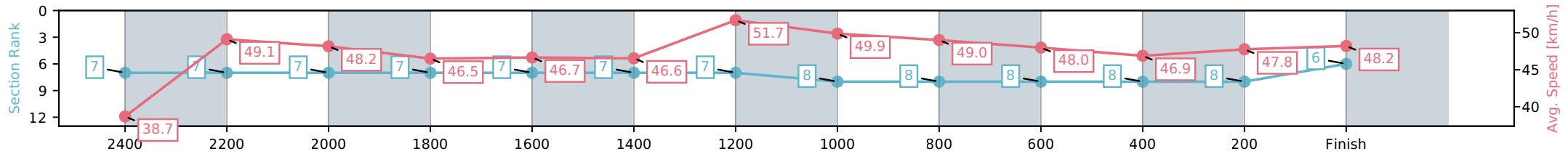
NZ Metropolitan Trotting Club Inc Harness  
 Race 4: 3 JULY AMERICAN THEMED TRACKSIDE DINING  
 BOOK NOW PACE - 2600m



21 June 2026 - 5:34PM

Weather: Showers

Section	L2600	L2400	L2200	L2000	L1800	L1600	L1400	L1200	L1000	L800	L600	L400	L200
Section Times	3:21.20 (0:18.72)	3:02.48 [7] (0:15.04)	2:47.43 [7] (0:15.22)	2:32.22 [7] (0:15.47)	2:16.74 [7] (0:15.75)	2:00.99 [7] (0:15.84)	1:45.15 [7] (0:13.94)	1:31.22 [7] (0:14.82)	1:16.40 [8] (0:15.01)	1:01.38 [8] (0:15.00)	0:46.39 [8] (0:15.72)	0:30.67 [8] (0:15.64)	0:15.03 [8] (0:15.03)
Average Speed [km/h]	38.7	49.1	48.2	46.5	46.7	46.6	51.7	49.9	49.0	48.0	46.9	47.8	48.2
Top Speed [km/h]	50.3	50.4	50.2	47.4	47.4	49.4	52.6	52.5	50.4	50.3	48.3	48.6	49.0
Avg. Dist. to Rail [m]	7.0	3.3	2.4	3.6	3.4	3.2	5.6	3.3	2.8	3.4	3.3	5.8	7.3



- [ ] Ranking at each section and finish
- :-:- No data available at this section
- NA No data available

Horse/Jockey Name	Hoppy's Smile/M B Holbrough
Finish Rank	7
Fastest Section Time (Section)	0:14.27 (1400-1200)
Top Speed [km/h] (Section)	51.7 (1200-1000)
Race State	Finished



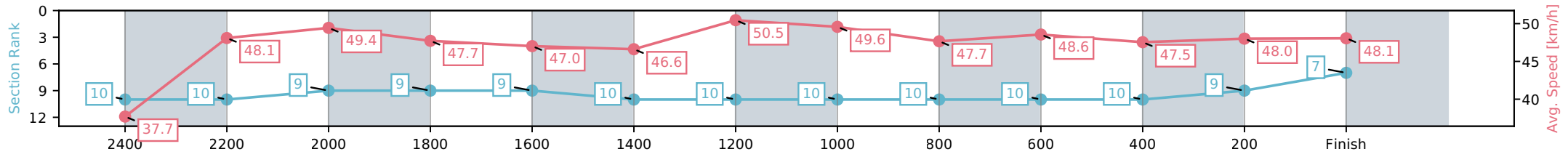
NZ Metropolitan Trotting Club Inc Harness  
 Race 4: 3 JULY AMERICAN THEMED TRACKSIDE DINING  
 BOOK NOW PACE - 2600m



21 June 2026 - 5:34PM

Weather: Showers

Section	L2600	L2400	L2200	L2000	L1800	L1600	L1400	L1200	L1000	L800	L600	L400	L200
Section Times	3:21.30 (0:20.12)	3:01.18 [10] (0:15.39)	2:45.80 [10] (0:14.71)	2:31.09 [9] (0:15.09)	2:16.00 [9] (0:15.65)	2:00.35 [9] (0:15.83)	1:44.52 [10] (0:14.27)	1:30.25 [10] (0:14.70)	1:15.55 [10] (0:15.22)	1:00.33 [10] (0:14.83)	0:45.50 [10] (0:15.30)	0:30.21 [10] (0:15.13)	0:15.07 [9] (0:15.07)
Average Speed [km/h]	37.7	48.1	49.4	47.7	47.0	46.6	50.5	49.6	47.7	48.6	47.5	48.0	48.1
Top Speed [km/h]	50.0	50.3	50.7	49.3	47.8	48.3	51.4	51.7	49.1	49.2	47.8	48.4	48.9
Avg. Dist. to Rail [m]	5.3	3.6	1.7	3.9	3.6	3.4	5.7	1.6	1.2	3.3	1.9	1.6	2.5



[ ] Ranking at each section and finish  
 -:-:- No data available at this section  
 NA No data available

Horse/Jockey Name	Major Miss/B N Orange
Finish Rank	8
Fastest Section Time (Section)	0:14.01 (1400-1200)
Top Speed [km/h] (Section)	53.7 (1400-1200)
Race State	Finished



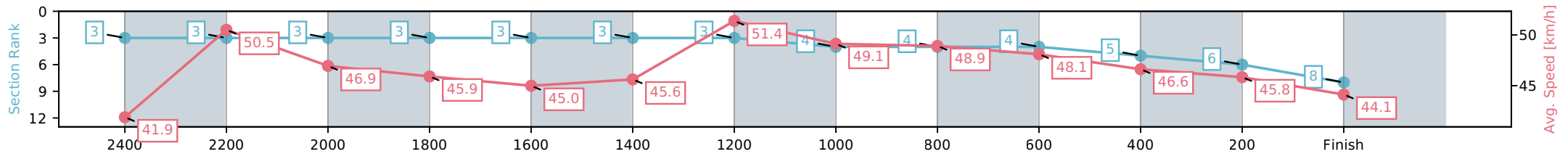
NZ Metropolitan Trotting Club Inc Harness  
 Race 4: 3 JULY AMERICAN THEMED TRACKSIDE DINING  
 BOOK NOW PACE - 2600m



21 June 2026 - 5:34PM

Weather: Showers

Section	L2600	L2400	L2200	L2000	L1800	L1600	L1400	L1200	L1000	L800	L600	L400	L200
Section Times	3:22.40 (0:17.53)	3:04.87 [3] (0:14.36)	2:50.51 [3] (0:15.46)	2:35.05 [3] (0:15.69)	2:19.36 [3] (0:16.12)	2:03.24 [3] (0:15.98)	1:47.26 [3] (0:14.01)	1:33.25 [3] (0:15.03)	1:18.22 [4] (0:15.00)	1:03.21 [4] (0:14.97)	0:48.25 [4] (0:15.76)	0:32.49 [5] (0:16.14)	0:16.35 [6] (0:16.35)
Average Speed [km/h]	41.9	50.5	46.9	45.9	45.0	45.6	51.4	49.1	48.9	48.1	46.6	45.8	44.1
Top Speed [km/h]	51.8	52.2	49.4	47.5	46.1	51.1	53.7	50.3	49.5	49.6	47.7	47.0	46.3
Avg. Dist. to Rail [m]	7.8	1.1	1.2	2.3	1.5	1.9	5.8	3.1	2.7	3.3	3.0	4.3	5.4



- [ ] Ranking at each section and finish
- :-:- No data available at this section
- NA No data available

Horse/Jockey Name	Dreamy Alby/S J Ottley
Finish Rank	9
Fastest Section Time (Section)	0:14.04 (1400-1200)
Top Speed [km/h] (Section)	53.0 (1200-1000)
Race State	Finished



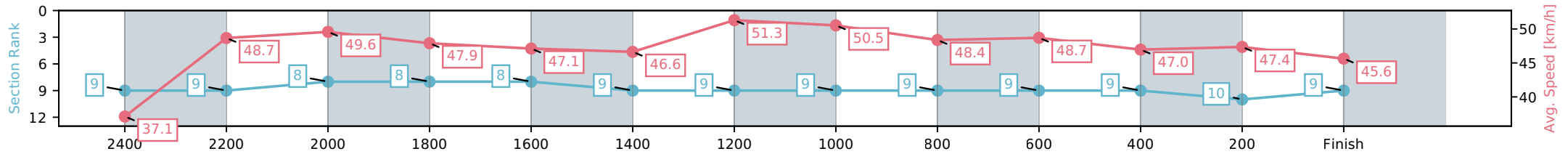
NZ Metropolitan Trotting Club Inc Harness  
 Race 4: 3 JULY AMERICAN THEMED TRACKSIDE DINING  
 BOOK NOW PACE - 2600m



21 June 2026 - 5:34PM

Weather: Showers

Section	L2600	L2400	L2200	L2000	L1800	L1600	L1400	L1200	L1000	L800	L600	L400	L200
Section Times	3:22.50 (0:19.71)	3:02.79 [9] (0:15.38)	2:47.41 [9] (0:14.80)	2:32.61 [8] (0:15.03)	2:17.58 [8] (0:15.66)	2:01.92 [8] (0:15.85)	1:46.07 [9] (0:14.04)	1:32.03 [9] (0:14.68)	1:17.35 [9] (0:15.20)	1:02.15 [9] (0:14.79)	0:47.36 [9] (0:15.73)	0:31.63 [9] (0:15.79)	0:15.84 [10] (0:15.84)
Average Speed [km/h]	37.1	48.7	49.6	47.9	47.1	46.6	51.3	50.5	48.4	48.7	47.0	47.4	45.6
Top Speed [km/h]	50.1	50.3	50.4	49.5	48.0	48.4	53.0	53.0	49.5	49.9	47.7	47.8	47.2
Avg. Dist. to Rail [m]	6.0	4.9	2.7	4.2	3.9	3.5	5.9	3.6	3.0	3.5	3.7	5.9	7.4



- [ ] Ranking at each section and finish
- :-:- No data available at this section
- NA No data available

Horse/Jockey Name	Conan/S E O'Reilly
Finish Rank	10
Fastest Section Time (Section)	0:13.55 (1400-1200)
Top Speed [km/h] (Section)	53.9 (1400-1200)
Race State	Finished



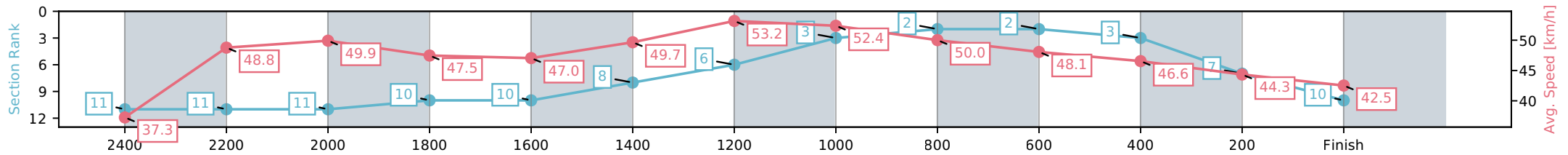
NZ Metropolitan Trotting Club Inc Harness  
 Race 4: 3 JULY AMERICAN THEMED TRACKSIDE DINING  
 BOOK NOW PACE - 2600m



21 June 2026 - 5:34PM

Weather: Showers

Section	L2600	L2400	L2200	L2000	L1800	L1600	L1400	L1200	L1000	L800	L600	L400	L200
Section Times	3:23.10 (0:20.44)	3:02.66 [11] (0:15.24)	2:47.41 [11] (0:14.79)	2:32.62 [11] (0:15.18)	2:17.45 [10] (0:15.63)	2:01.82 [10] (0:15.01)	1:46.82 [8] (0:13.55)	1:33.27 [6] (0:14.27)	1:19.00 [3] (0:14.75)	1:04.25 [2] (0:14.98)	0:49.26 [2] (0:15.75)	0:33.51 [3] (0:16.54)	0:16.98 [7] (0:16.98)
Average Speed [km/h]	37.3	48.8	49.9	47.5	47.0	49.7	53.2	52.4	50.0	48.1	46.6	44.3	42.5
Top Speed [km/h]	50.2	51.1	51.7	49.4	48.7	51.6	53.9	52.8	52.3	48.9	47.4	45.8	43.7
Avg. Dist. to Rail [m]	4.9	4.1	3.6	4.4	3.6	4.8	7.4	4.8	3.3	3.2	2.7	3.0	3.9



- [ ] Ranking at each section and finish
- :-:- No data available at this section
- NA No data available

Horse/Jockey Name	Whata Impact/G D O'Reilly
Finish Rank	11
Fastest Section Time (Section)	0:14.27 (1400-1200)
Top Speed [km/h] (Section)	50.8 (1400-1200)
Race State	Finished



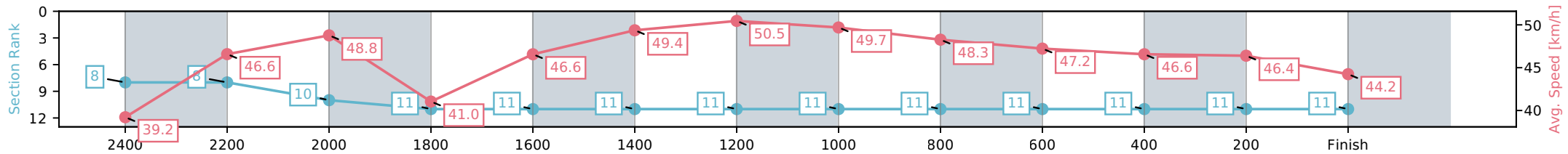
NZ Metropolitan Trotting Club Inc Harness  
 Race 4: 3 JULY AMERICAN THEMED TRACKSIDE DINING  
 BOOK NOW PACE - 2600m



21 June 2026 - 5:34PM

Weather: Showers

Section	L2600	L2400	L2200	L2000	L1800	L1600	L1400	L1200	L1000	L800	L600	L400	L200
Section Times	3:26.00 (0:18.88)	3:07.12 [8] (0:16.19)	2:50.94 [8] (0:15.28)	2:35.66 [10] (0:17.53)	2:18.13 [11] (0:15.94)	2:02.19 [11] (0:14.89)	1:47.30 [11] (0:14.27)	1:33.03 [11] (0:14.77)	1:18.26 [11] (0:15.19)	1:03.07 [11] (0:15.25)	0:47.83 [11] (0:15.76)	0:32.07 [11] (0:15.76)	0:16.30 [11] (0:16.30)
Average Speed [km/h]	39.2	46.6	48.8	41.0	46.6	49.4	50.5	49.7	48.3	47.2	46.6	46.4	44.2
Top Speed [km/h]	49.2	49.1	50.4	45.4	47.4	50.4	50.8	50.4	49.8	47.5	46.7	46.9	45.9
Avg. Dist. to Rail [m]	10.7	5.8	5.0	7.3	5.1	2.8	6.2	2.5	2.6	4.6	3.2	2.5	5.0



- [ ] Ranking at each section and finish
- :-:- No data available at this section
- NA No data available