



NZ Metropolitan Trotting Club Inc Harness

Race 5: MID-WINTER XMAS DINING 17, 24 & 31 JULY BOOK NOW MOB PACE - 1980m

21 June 2026 - 5:58PM



Weather: Showers

| | | | | | | | | |
|--------------|-----------|-----------|-----------|-----------|-----------|-----------|-----------|-----------|
| Field Times | 2:24.90 | 2:13.63 | 1:58.98 | 1:43.76 | 1:29.42 | 1:14.94 | 1:00.03 | 0:45.13 |
| (Race Tempo) | (0:11.27) | (0:14.66) | (0:15.22) | (0:14.34) | (0:14.47) | (0:14.92) | (0:14.90) | (0:15.14) |

| Rank | TAB# | Horse | Overall Time | First 400m | Top Speed km/h (Section) | L1980 | L1800 | L1600 | L1400 | L1200 | L1000 | L800 | L600 |
|------|--------|-------------------|---------------|------------|--------------------------|--------------|--------------|--------------|--------------|--------------|--------------|--------------|--------------|
| | (BAR#) | Driver | Margin (DT-W) | Last 600m | Fastest Section (Time) | Start - 1800 | 1800 - 1600 | 1600 - 1400 | 1400 - 1200 | 1200 - 1000 | 1000 - 800 | 800 - 600 | 600 - 400 |
| 1 | 14 | Dawn To Dark | 2:24.90 | 0:29.70 | 53.1 (800-600) | 2:24.90 | 2:12.54 [8] | 1:57.03 [10] | 1:41.62 [11] | 1:27.55 [11] | 1:13.02 [11] | 0:58.07 [11] | 0:44.16 [7] |
| | (14) | S J Ottley | | 0:44.16 | 800-600 (0:13.91) | (0:12.36) | (0:15.51) | (0:15.40) | (0:14.07) | (0:14.54) | (0:14.95) | (0:13.91) | (0:14.68) |
| 2 | 8 | Franco Humbie | 2:25.30 | 0:30.61 | 52.8 (800-600) | 2:25.30 | 2:12.82 [9] | 1:56.84 [12] | 1:41.65 [12] | 1:27.53 [12] | 1:13.07 [12] | 0:58.12 [12] | 0:44.18 [11] |
| | (8) | S E O'Reilly | 2.1L (+1) | 0:44.18 | 800-600 (0:13.94) | (0:12.48) | (0:15.99) | (0:15.19) | (0:14.12) | (0:14.46) | (0:14.95) | (0:13.94) | (0:15.05) |
| 3 | 3 | Melton Magnate | 2:25.40 | 0:29.48 | 51.6 (1200-1000) | 2:25.40 | 2:13.08 [7] | 1:57.96 [8] | 1:43.00 [8] | 1:28.74 [8] | 1:14.17 [8] | 0:59.22 [8] | 0:44.38 [9] |
| | (3) | K A Butt | 2.3L (-7) | 0:44.39 | 1400-1200 (0:14.26) | (0:12.32) | (0:15.11) | (0:14.96) | (0:14.26) | (0:14.56) | (0:14.95) | (0:14.84) | (0:14.87) |
| 4 | 1 | Ar Gee Rulz | 2:25.40 | 0:28.29 | 54.2 (1980 - 1800) | 2:25.40 | 2:13.76 [3] | 1:59.19 [2] | 1:43.96 [2] | 1:29.63 [3] | 1:15.10 [3] | 1:00.23 [2] | 0:45.33 [2] |
| | (1) | B T Hope | 2.5L (-29) | 0:45.32 | 1400-1200 (0:14.32) | (0:11.64) | (0:14.58) | (0:15.23) | (0:14.32) | (0:14.53) | (0:14.87) | (0:14.90) | (0:15.15) |
| 5 | 4 | Dontelltheboys | 2:25.60 | 0:28.01 | 56.4 (1980 - 1800) | 2:25.60 | 2:14.33 [1] | 1:59.68 [1] | 1:44.46 [1] | 1:30.12 [1] | 1:15.64 [1] | 1:00.73 [1] | 0:45.83 [1] |
| | (4) | J C Morrison | 3.7L (-30) | 0:45.83 | 1400-1200 (0:14.34) | (0:11.27) | (0:14.66) | (0:15.22) | (0:14.34) | (0:14.47) | (0:14.92) | (0:14.90) | (0:15.14) |
| 6 | 9 | Off The Edge | 2:25.70 | 0:30.29 | 52.7 (1200-1000) | 2:25.70 | 2:12.99 [11] | 1:57.54 [11] | 1:42.73 [10] | 1:28.50 [10] | 1:14.27 [9] | 0:59.40 [9] | 0:44.60 [10] |
| | (9) | S J Thornley | 4.3L (-16) | 0:44.61 | 1200-1000 (0:14.22) | (0:12.71) | (0:15.45) | (0:14.81) | (0:14.23) | (0:14.22) | (0:14.88) | (0:14.79) | (0:15.04) |
| 7 | 7 | Delightful Dreams | 2:26.20 | 0:28.42 | 55.1 (1980 - 1800) | 2:26.20 | 2:14.64 [2] | 1:59.85 [3] | 1:44.68 [3] | 1:30.24 [4] | 1:15.61 [4] | 1:00.66 [5] | 0:45.80 [5] |
| | (7) | W J House | 6.8L (-12) | 0:45.80 | 1400-1200 (0:14.44) | (0:11.56) | (0:14.79) | (0:15.17) | (0:14.44) | (0:14.63) | (0:14.95) | (0:14.86) | (0:14.96) |
| 8 | 12 | Carrera Bandido | 2:26.40 | 0:28.96 | 52.1 (1200-1000) | 2:26.40 | 2:13.86 [10] | 1:59.10 [7] | 1:44.18 [7] | 1:29.80 [7] | 1:15.32 [7] | 1:00.42 [7] | 0:45.61 [8] |
| | (12) | R T May | 8.0L (-32) | 0:45.62 | 1400-1200 (0:14.38) | (0:12.54) | (0:14.76) | (0:14.92) | (0:14.38) | (0:14.47) | (0:14.90) | (0:14.81) | (0:15.12) |
| 9 | 11 | Third Party | 2:26.50 | 0:28.66 | 53.3 (1400-1200) | 2:26.50 | 2:14.19 [6] | 1:59.47 [6] | 1:44.58 [6] | 1:30.87 [2] | 1:16.27 [2] | 1:01.22 [3] | 0:46.21 [3] |
| | (11) | B N Orange | 8.4L (-30) | 0:46.21 | 1400-1200 (0:13.71) | (0:12.31) | (0:14.72) | (0:14.89) | (0:13.71) | (0:14.60) | (0:15.06) | (0:15.01) | (0:15.03) |
| 10 | 2 | Trail Boss | 2:26.80 | 0:28.71 | 53.8 (1980 - 1800) | 2:26.80 | 2:14.92 [4] | 2:00.12 [5] | 1:45.04 [4] | 1:30.52 [6] | 1:15.88 [6] | 1:00.98 [6] | 0:46.08 [6] |
| | (2) | J W Cox | 10.2L (-14) | 0:46.08 | 1400-1200 (0:14.52) | (0:11.88) | (0:14.80) | (0:15.07) | (0:14.52) | (0:14.64) | (0:14.90) | (0:14.89) | (0:15.01) |

Scratched: Brookies Player (#5), Interrrogator (#6)

Report Created: Sun 21 June 2026

(Note: Races are conducted over an approximate distance as close as possible to the advertised distance, and recorded data may vary accordingly. Official times refer to race times only and do not include handicap times.)

[] Position in running at each section and finish
 TAB# Saddle cloth number
 --- No data available at this section
 BAR# Barrier/Gate Position
 NA No data available
 DNF Did not finish
 DNT Did not track
 DT-W Distance travelled compared to winner in metres

Fastest split
 Fastest section

data processed by TRIPLESDATA



NZ Metropolitan Trotting Club Inc Harness

Race 5: MID-WINTER XMAS DINING 17, 24 & 31 JULY BOOK NOW MOB PACE - 1980m

21 June 2026 - 5:58PM

Weather: Showers



| | | | | | | | | |
|--------------|-----------|-----------|-----------|-----------|-----------|-----------|-----------|-----------|
| Field Times | 2:24.90 | 2:13.63 | 1:58.98 | 1:43.76 | 1:29.42 | 1:14.94 | 1:00.03 | 0:45.13 |
| (Race Tempo) | (0:11.27) | (0:14.66) | (0:15.22) | (0:14.34) | (0:14.47) | (0:14.92) | (0:14.90) | (0:15.14) |

| Rank | TAB# | Horse | Overall Time | First 400m | Top Speed km/h (Section) | L1980 | L1800 | L1600 | L1400 | L1200 | L1000 | L800 | L600 |
|------|--------|------------------|---------------|------------|--------------------------|--------------|--------------|-------------|-------------|-------------|--------------|--------------|--------------|
| | (BAR#) | Driver | Margin (DT-W) | Last 600m | Fastest Section (Time) | Start - 1800 | 1800 - 1600 | 1600 - 1400 | 1400 - 1200 | 1200 - 1000 | 1000 - 800 | 800 - 600 | 600 - 400 |
| 11 | 13 | Franco Chaplin | 2:27.10 | 0:29.32 | 51.8 (1200-1000) | 2:27.10 | 2:14.30 [12] | 1:59.46 [9] | 1:44.37 [9] | 1:30.19 [9] | 1:15.54 [10] | 1:00.54 [10] | 0:45.75 [12] |
| | (13) | Craig D Thornley | 11.8L (-15) | 0:45.76 | 1400-1200 (0:14.19) | (0:12.80) | (0:14.84) | (0:15.08) | (0:14.19) | (0:14.64) | (0:15.00) | (0:14.79) | (0:15.01) |
| 12 | 10 | La Concha | 2:28.10 | 0:28.30 | 53.9 (1980 - 1800) | 2:28.10 | 2:16.11 [5] | 2:01.55 [4] | 1:46.34 [5] | 1:32.03 [5] | 1:17.49 [5] | 1:02.60 [4] | 0:47.71 [4] |
| | (10) | C J Dalgety | 17.0L (-30) | 0:47.70 | 1400-1200 (0:14.31) | (0:11.99) | (0:14.56) | (0:15.22) | (0:14.31) | (0:14.54) | (0:14.89) | (0:14.89) | (0:15.18) |

Scratched: Brookies Player (#5), Interrrogator (#6)

Report Created: Sun 21 June 2026

(Note: Races are conducted over an approximate distance as close as possible to the advertised distance, and recorded data may vary accordingly. Official times refer to race times only and do not include handicap times.)

[] Position in running at each section and finish TAB# Saddle cloth number
 -:-:- No data available at this section BAR# Barrier/Gate Position
 NA No data available DNF Did not finish
 DNT Did not track DT-W Distance travelled compared to winner in metres

Fastest split
 Fastest section



NZ Metropolitan Trotting Club Inc Harness

Race 5: MID-WINTER XMAS DINING 17, 24 & 31 JULY BOOK NOW MOB PACE - 1980m

21 June 2026 - 5:58PM

Weather: Showers



Field Times 0:29.99 0:14.90
(Race Tempo) (0:15.09) (0:14.90)

| Rank | TAB# | Horse | Overall Time | First 400m | Top Speed km/h (Section) | L400 | L200 | | | | | | |
|------|--------|-------------------|---------------|------------|--------------------------|--------------|--------------|--|--|--|--|--|--|
| | (BAR#) | Driver | Margin (DT-W) | Last 600m | Fastest Section (Time) | 400 - 200 | 200 - Finish | | | | | | |
| 1 | 14 | Dawn To Dark | 2:24.90 | 0:29.70 | 53.1 (800-600) | 0:29.48 [5] | 0:14.61 [4] | | | | | | |
| | (14) | S J Ottley | | 0:44.16 | 800-600 (0:13.91) | (0:14.87) | (0:14.61) | | | | | | |
| 2 | 8 | Franco Humbie | 2:25.30 | 0:30.61 | 52.8 (800-600) | 0:29.13 [11] | 0:14.45 [8] | | | | | | |
| | (8) | S E O'Reilly | 2.1L (+1) | 0:44.18 | 800-600 (0:13.94) | (0:14.68) | (0:14.45) | | | | | | |
| 3 | 3 | Melton Magnate | 2:25.40 | 0:29.48 | 51.6 (1200-1000) | 0:29.52 [8] | 0:14.75 [6] | | | | | | |
| | (3) | K A Butt | 2.3L (-7) | 0:44.39 | 1400-1200 (0:14.26) | (0:14.77) | (0:14.75) | | | | | | |
| 4 | 1 | Ar Gee Rulz | 2:25.40 | 0:28.29 | 54.2 (1980 - 1800) | 0:30.17 [2] | 0:15.19 [2] | | | | | | |
| | (1) | B T Hope | 2.5L (-29) | 0:45.32 | 1400-1200 (0:14.32) | (0:14.98) | (0:15.19) | | | | | | |
| 5 | 4 | Donttelltheboys | 2:25.60 | 0:28.01 | 56.4 (1980 - 1800) | 0:30.69 [1] | 0:15.60 [1] | | | | | | |
| | (4) | J C Morrison | 3.7L (-30) | 0:45.83 | 1400-1200 (0:14.34) | (0:15.09) | (0:15.60) | | | | | | |
| 6 | 9 | Off The Edge | 2:25.70 | 0:30.29 | 52.7 (1200-1000) | 0:29.56 [10] | 0:14.76 [9] | | | | | | |
| | (9) | S J Thornley | 4.3L (-16) | 0:44.61 | 1200-1000 (0:14.22) | (0:14.81) | (0:14.76) | | | | | | |
| 7 | 7 | Delightful Dreams | 2:26.20 | 0:28.42 | 55.1 (1980 - 1800) | 0:30.84 [4] | 0:15.91 [3] | | | | | | |
| | (7) | W J House | 6.8L (-12) | 0:45.80 | 1400-1200 (0:14.44) | (0:14.93) | (0:15.91) | | | | | | |
| 8 | 12 | Carrera Bandido | 2:26.40 | 0:28.96 | 52.1 (1200-1000) | 0:30.50 [9] | 0:15.02 [11] | | | | | | |
| | (12) | R T May | 8.0L (-32) | 0:45.62 | 1400-1200 (0:14.38) | (0:15.48) | (0:15.02) | | | | | | |
| 9 | 11 | Third Party | 2:26.50 | 0:28.66 | 53.3 (1400-1200) | 0:31.18 [3] | 0:15.92 [5] | | | | | | |
| | (11) | B N Orange | 8.4L (-30) | 0:46.21 | 1400-1200 (0:13.71) | (0:15.26) | (0:15.92) | | | | | | |
| 10 | 2 | Trail Boss | 2:26.80 | 0:28.71 | 53.8 (1980 - 1800) | 0:31.07 [7] | 0:16.04 [7] | | | | | | |
| | (2) | J W Cox | 10.2L (-14) | 0:46.08 | 1400-1200 (0:14.52) | (0:15.03) | (0:16.04) | | | | | | |

Scratched: Brookies Player (#5), Interrrogator (#6)

Report Created: Sun 21 June 2026

(Note: Races are conducted over an approximate distance as close as possible to the advertised distance, and recorded data may vary accordingly. Official times refer to race times only and do not include handicap times.)

[] Position in running at each section and finish TAB# Saddle cloth number

:-:-- No data available at this section

NA No data available

DNT Did not track

BAR# Barrier/Gate Position

DNF Did not finish

DT-W Distance travelled compared to winner in metres

Fastest split

Fastest section

data processed by





NZ Metropolitan Trotting Club Inc Harness

Race 5: MID-WINTER XMAS DINING 17, 24 & 31 JULY BOOK NOW MOB PACE - 1980m

21 June 2026 - 5:58PM

Weather: Showers



Field Times 0:29.99 0:14.90
(Race Tempo) (0:15.09) (0:14.90)

| Rank | TAB# | Horse | Overall Time | First 400m | Top Speed km/h (Section) | L400 | L200 | | | | | | |
|------|--------|------------------|---------------|------------|--------------------------|--------------|--------------|--|--|--|--|--|--|
| | (BAR#) | Driver | Margin (DT-W) | Last 600m | Fastest Section (Time) | 400 - 200 | 200 - Finish | | | | | | |
| 11 | 13 | Franco Chaplin | 2:27.10 | 0:29.32 | 51.8 (1200-1000) | 0:30.74 [12] | 0:15.70 [12] | | | | | | |
| | (13) | Craig D Thornley | 11.8L (-15) | 0:45.76 | 1400-1200 (0:14.19) | (0:15.05) | (0:15.70) | | | | | | |
| 12 | 10 | La Concha | 2:28.10 | 0:28.30 | 53.9 (1980 - 1800) | 0:32.53 [6] | 0:17.03 [10] | | | | | | |
| | (10) | C J Dalgety | 17.0L (-30) | 0:47.70 | 1400-1200 (0:14.31) | (0:15.49) | (0:17.03) | | | | | | |

Scratched: Brookies Player (#5), Interrrogator (#6)

Report Created: Sun 21 June 2026

(Note: Races are conducted over an approximate distance as close as possible to the advertised distance, and recorded data may vary accordingly. Official times refer to race times only and do not include handicap times.)

[] Position in running at each section and finish TAB# Saddle cloth number

-:-:- No data available at this section

NA No data available

DNT Did not track

BAR# Barrier/Gate Position

DNF Did not finish

DT-W Distance travelled compared to winner in metres

Fastest split

Fastest section

| | |
|--------------------------------|-------------------------|
| Horse/Jockey Name | Dawn To Dark/S J Ottley |
| Finish Rank | 1 |
| Fastest Section Time (Section) | 0:13.91 (800-600) |
| Top Speed [km/h] (Section) | 53.1 (800-600) |
| Race State | Finished |



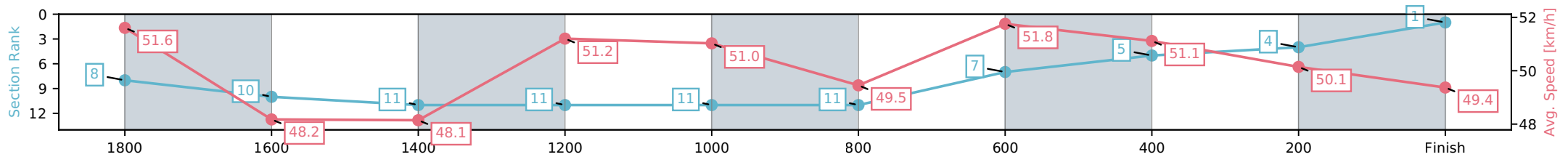
NZ Metropolitan Trotting Club Inc Harness
 Race 5: MID-WINTER XMAS DINING 17, 24 & 31 JULY BOOK
 NOW MOB PACE - 1980m



21 June 2026 - 5:58PM

Weather: Showers

| Section | L1980 | L1800 | L1600 | L1400 | L1200 | L1000 | L800 | L600 | L400 | L200 |
|------------------------|----------------------|--------------------------|---------------------------|---------------------------|---------------------------|---------------------------|---------------------------|--------------------------|--------------------------|--------------------------|
| Section Times | 2:24.90 (0:12.36) | 2:12.54 [8] (0:15.51) | 1:57.03 [10] (0:15.40) | 1:41.62 [11] (0:14.07) | 1:27.55 [11] (0:14.54) | 1:13.02 [11] (0:14.95) | 0:58.07 [11] (0:13.91) | 0:44.16 [7] (0:14.68) | 0:29.48 [5] (0:14.87) | 0:14.61 [4] (0:14.61) |
| Average Speed [km/h] | 51.6 | 48.2 | 48.1 | 51.2 | 51.0 | 49.5 | 51.8 | 51.1 | 50.1 | 49.4 |
| Top Speed [km/h] | 52.9 | 49.2 | 49.8 | 52.2 | 51.5 | 51.2 | 53.1 | 52.0 | 50.7 | 50.5 |
| Avg. Dist. to Rail [m] | 8.5 | 5.7 | 3.9 | 6.3 | 3.8 | 3.5 | 5.5 | 5.7 | 5.2 | 6.6 |



- [] Ranking at each section and finish
- :-:- No data available at this section
- NA No data available

| | |
|--------------------------------|----------------------------|
| Horse/Jockey Name | Franco Humble/S E O'Reilly |
| Finish Rank | 2 |
| Fastest Section Time (Section) | 0:13.94 (800-600) |
| Top Speed [km/h] (Section) | 52.8 (800-600) |
| Race State | Finished |



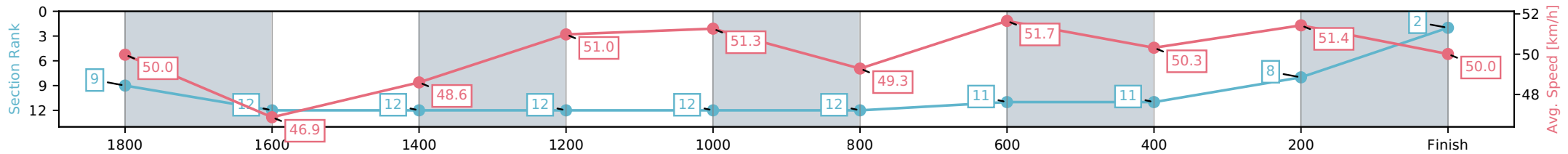
NZ Metropolitan Trotting Club Inc Harness
 Race 5: MID-WINTER XMAS DINING 17, 24 & 31 JULY BOOK
 NOW MOB PACE - 1980m



21 June 2026 - 5:58PM

Weather: Showers

| Section | L1980 | L1800 | L1600 | L1400 | L1200 | L1000 | L800 | L600 | L400 | L200 |
|------------------------|----------------------|--------------------------|---------------------------|---------------------------|---------------------------|---------------------------|---------------------------|---------------------------|---------------------------|--------------------------|
| Section Times | 2:25.30 (0:12.48) | 2:12.82 [9] (0:15.99) | 1:56.84 [12] (0:15.19) | 1:41.65 [12] (0:14.12) | 1:27.53 [12] (0:14.46) | 1:13.07 [12] (0:14.95) | 0:58.12 [12] (0:13.94) | 0:44.18 [11] (0:15.05) | 0:29.13 [11] (0:14.68) | 0:14.45 [8] (0:14.45) |
| Average Speed [km/h] | 50.0 | 46.9 | 48.6 | 51.0 | 51.3 | 49.3 | 51.7 | 50.3 | 51.4 | 50.0 |
| Top Speed [km/h] | 51.1 | 47.4 | 49.7 | 52.3 | 52.3 | 50.8 | 52.8 | 52.2 | 51.7 | 51.6 |
| Avg. Dist. to Rail [m] | 10.1 | 6.4 | 3.4 | 6.4 | 3.6 | 3.2 | 5.3 | 7.0 | 7.2 | 10.5 |



- [] Ranking at each section and finish
- :-:- No data available at this section
- NA No data available

| | |
|--------------------------------|-------------------------|
| Horse/Jockey Name | Melton Magnate/K A Butt |
| Finish Rank | 3 |
| Fastest Section Time (Section) | 0:14.26 (1400-1200) |
| Top Speed [km/h] (Section) | 51.6 (1200-1000) |
| Race State | Finished |



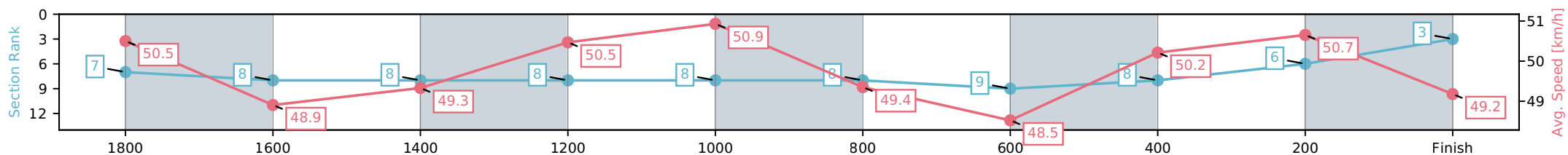
NZ Metropolitan Trotting Club Inc Harness
 Race 5: MID-WINTER XMAS DINING 17, 24 & 31 JULY BOOK
 NOW MOB PACE - 1980m



21 June 2026 - 5:58PM

Weather: Showers

| Section | L1980 | L1800 | L1600 | L1400 | L1200 | L1000 | L800 | L600 | L400 | L200 |
|------------------------|----------------------|--------------------------|--------------------------|--------------------------|--------------------------|--------------------------|--------------------------|--------------------------|--------------------------|--------------------------|
| Section Times | 2:25.40 (0:12.32) | 2:13.08 [7] (0:15.11) | 1:57.96 [8] (0:14.96) | 1:43.00 [8] (0:14.26) | 1:28.74 [8] (0:14.56) | 1:14.17 [8] (0:14.95) | 0:59.22 [8] (0:14.84) | 0:44.38 [9] (0:14.87) | 0:29.52 [8] (0:14.77) | 0:14.75 [6] (0:14.75) |
| Average Speed [km/h] | 50.5 | 48.9 | 49.3 | 50.5 | 50.9 | 49.4 | 48.5 | 50.2 | 50.7 | 49.2 |
| Top Speed [km/h] | 51.2 | 49.2 | 49.9 | 50.8 | 51.6 | 50.7 | 49.3 | 51.1 | 50.9 | 50.6 |
| Avg. Dist. to Rail [m] | 5.6 | 4.1 | 3.4 | 5.8 | 3.7 | 3.2 | 4.1 | 5.1 | 5.7 | 8.7 |



- [] Ranking at each section and finish
- :-:- No data available at this section
- NA No data available

| | |
|--------------------------------|----------------------|
| Horse/Jockey Name | Ar Gee Rulz/B T Hope |
| Finish Rank | 4 |
| Fastest Section Time (Section) | 0:14.32 (1400-1200) |
| Top Speed [km/h] (Section) | 54.2 (1980 - 1800) |
| Race State | Finished |



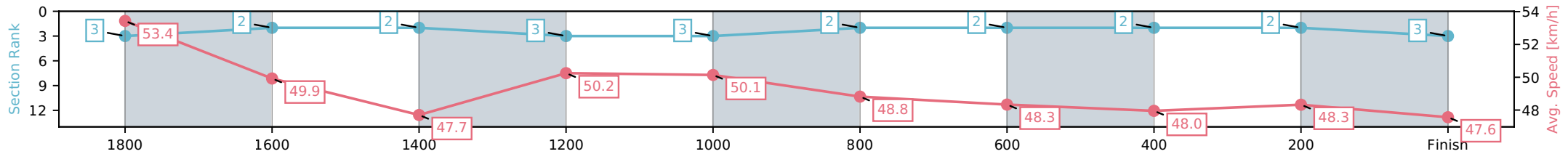
NZ Metropolitan Trotting Club Inc Harness
 Race 5: MID-WINTER XMAS DINING 17, 24 & 31 JULY BOOK
 NOW MOB PACE - 1980m



21 June 2026 - 5:58PM

Weather: Showers

| Section | L1980 | L1800 | L1600 | L1400 | L1200 | L1000 | L800 | L600 | L400 | L200 |
|------------------------|----------------------|--------------------------|--------------------------|--------------------------|--------------------------|--------------------------|--------------------------|--------------------------|--------------------------|--------------------------|
| Section Times | 2:25.40 (0:11.64) | 2:13.76 [3] (0:14.58) | 1:59.19 [2] (0:15.23) | 1:43.96 [2] (0:14.32) | 1:29.63 [3] (0:14.53) | 1:15.10 [3] (0:14.87) | 1:00.23 [2] (0:14.90) | 0:45.33 [2] (0:15.15) | 0:30.17 [2] (0:14.98) | 0:15.19 [2] (0:15.19) |
| Average Speed [km/h] | 53.4 | 49.9 | 47.7 | 50.2 | 50.1 | 48.8 | 48.3 | 48.0 | 48.3 | 47.6 |
| Top Speed [km/h] | 54.2 | 53.3 | 48.6 | 51.5 | 51.5 | 50.3 | 48.9 | 48.4 | 49.6 | 49.8 |
| Avg. Dist. to Rail [m] | 2.1 | 1.5 | 1.3 | 3.8 | 1.5 | 1.2 | 2.1 | 1.6 | 1.0 | 2.2 |



[] Ranking at each section and finish
 -:-:- No data available at this section
 NA No data available

| | |
|--------------------------------|------------------------------|
| Horse/Jockey Name | Donttelltheboys/J C Morrison |
| Finish Rank | 5 |
| Fastest Section Time (Section) | 0:14.34 (1400-1200) |
| Top Speed [km/h] (Section) | 56.4 (1980 - 1800) |
| Race State | Finished |



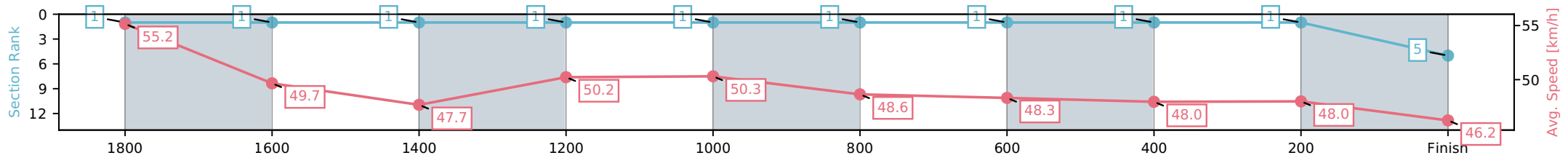
NZ Metropolitan Trotting Club Inc Harness
 Race 5: MID-WINTER XMAS DINING 17, 24 & 31 JULY BOOK
 NOW MOB PACE - 1980m



21 June 2026 - 5:58PM

Weather: Showers

| Section | L1980 | L1800 | L1600 | L1400 | L1200 | L1000 | L800 | L600 | L400 | L200 |
|------------------------|----------------------|--------------------------|--------------------------|--------------------------|--------------------------|--------------------------|--------------------------|--------------------------|--------------------------|--------------------------|
| Section Times | 2:25.60 (0:11.27) | 2:14.33 [1] (0:14.66) | 1:59.68 [1] (0:15.22) | 1:44.46 [1] (0:14.34) | 1:30.12 [1] (0:14.47) | 1:15.64 [1] (0:14.92) | 1:00.73 [1] (0:14.90) | 0:45.83 [1] (0:15.14) | 0:30.69 [1] (0:15.09) | 0:15.60 [1] (0:15.60) |
| Average Speed [km/h] | 55.2 | 49.7 | 47.7 | 50.2 | 50.3 | 48.6 | 48.3 | 48.0 | 48.0 | 46.2 |
| Top Speed [km/h] | 56.4 | 54.4 | 48.8 | 51.4 | 51.5 | 49.6 | 48.6 | 48.3 | 48.3 | 47.9 |
| Avg. Dist. to Rail [m] | 5.3 | 1.8 | 1.3 | 4.0 | 1.5 | 1.1 | 2.2 | 1.5 | 1.2 | 4.4 |



[] Ranking at each section and finish
 -:-:- No data available at this section
 NA No data available

| | |
|--------------------------------|---------------------------|
| Horse/Jockey Name | Off The Edge/S J Thornley |
| Finish Rank | 6 |
| Fastest Section Time (Section) | 0:14.22 (1200-1000) |
| Top Speed [km/h] (Section) | 52.7 (1200-1000) |
| Race State | Finished |



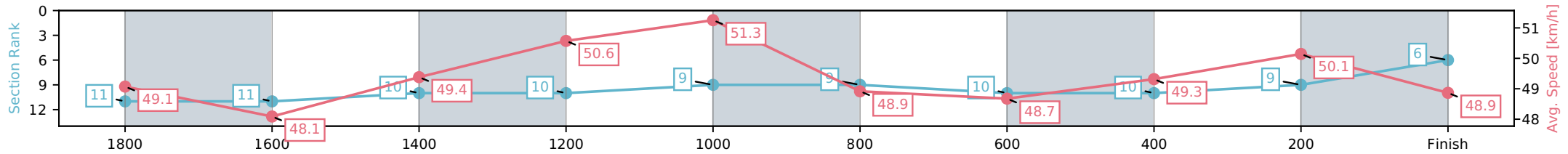
NZ Metropolitan Trotting Club Inc Harness
 Race 5: MID-WINTER XMAS DINING 17, 24 & 31 JULY BOOK
 NOW MOB PACE - 1980m



21 June 2026 - 5:58PM

Weather: Showers

| Section | L1980 | L1800 | L1600 | L1400 | L1200 | L1000 | L800 | L600 | L400 | L200 |
|------------------------|----------------------|---------------------------|---------------------------|---------------------------|---------------------------|--------------------------|--------------------------|---------------------------|---------------------------|--------------------------|
| Section Times | 2:25.70 (0:12.71) | 2:12.99 [11] (0:15.45) | 1:57.54 [11] (0:14.81) | 1:42.73 [10] (0:14.23) | 1:28.50 [10] (0:14.22) | 1:14.27 [9] (0:14.88) | 0:59.40 [9] (0:14.79) | 0:44.60 [10] (0:15.04) | 0:29.56 [10] (0:14.81) | 0:14.76 [9] (0:14.76) |
| Average Speed [km/h] | 49.1 | 48.1 | 49.4 | 50.6 | 51.3 | 48.9 | 48.7 | 49.3 | 50.1 | 48.9 |
| Top Speed [km/h] | 49.7 | 50.1 | 50.5 | 51.3 | 52.7 | 50.7 | 49.2 | 50.1 | 50.5 | 50.6 |
| Avg. Dist. to Rail [m] | 10.7 | 5.1 | 2.0 | 4.3 | 1.7 | 1.5 | 2.5 | 4.1 | 4.8 | 7.7 |



- [] Ranking at each section and finish
- :-:- No data available at this section
- NA No data available

| | |
|--------------------------------|-----------------------------|
| Horse/Jockey Name | Delightful Dreams/W J House |
| Finish Rank | 7 |
| Fastest Section Time (Section) | 0:14.44 (1400-1200) |
| Top Speed [km/h] (Section) | 55.1 (1980 - 1800) |
| Race State | Finished |



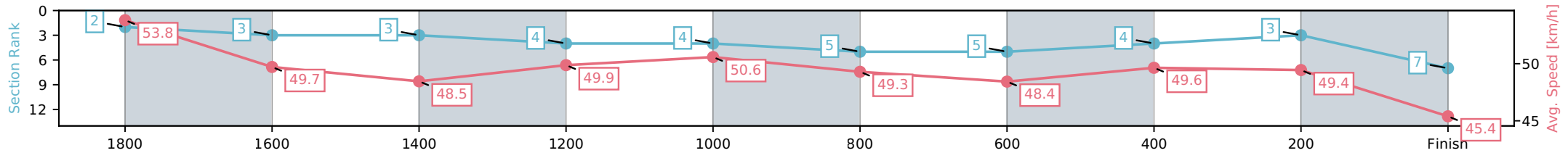
NZ Metropolitan Trotting Club Inc Harness
 Race 5: MID-WINTER XMAS DINING 17, 24 & 31 JULY BOOK
 NOW MOB PACE - 1980m



21 June 2026 - 5:58PM

Weather: Showers

| Section | L1980 | L1800 | L1600 | L1400 | L1200 | L1000 | L800 | L600 | L400 | L200 |
|------------------------|----------------------|--------------------------|--------------------------|--------------------------|--------------------------|--------------------------|--------------------------|--------------------------|--------------------------|--------------------------|
| Section Times | 2:26.20 (0:11.56) | 2:14.64 [2] (0:14.79) | 1:59.85 [3] (0:15.17) | 1:44.68 [3] (0:14.44) | 1:30.24 [4] (0:14.63) | 1:15.61 [4] (0:14.95) | 1:00.66 [5] (0:14.86) | 0:45.80 [5] (0:14.96) | 0:30.84 [4] (0:14.93) | 0:15.91 [3] (0:15.91) |
| Average Speed [km/h] | 53.8 | 49.7 | 48.5 | 49.9 | 50.6 | 49.3 | 48.4 | 49.6 | 49.4 | 45.4 |
| Top Speed [km/h] | 55.1 | 52.2 | 49.4 | 51.3 | 52.1 | 50.7 | 49.3 | 51.2 | 50.4 | 48.1 |
| Avg. Dist. to Rail [m] | 7.1 | 3.2 | 2.9 | 5.6 | 3.5 | 3.1 | 3.8 | 4.3 | 3.7 | 5.7 |



- [] Ranking at each section and finish
- :-:- No data available at this section
- NA No data available

| | |
|--------------------------------|-------------------------|
| Horse/Jockey Name | Carrera Bandido/R T May |
| Finish Rank | 8 |
| Fastest Section Time (Section) | 0:14.38 (1400-1200) |
| Top Speed [km/h] (Section) | 52.1 (1200-1000) |
| Race State | Finished |



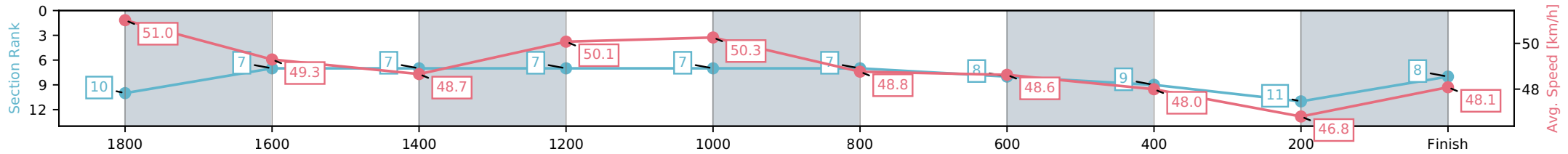
NZ Metropolitan Trotting Club Inc Harness
 Race 5: MID-WINTER XMAS DINING 17, 24 & 31 JULY BOOK
 NOW MOB PACE - 1980m



21 June 2026 - 5:58PM

Weather: Showers

| Section | L1980 | L1800 | L1600 | L1400 | L1200 | L1000 | L800 | L600 | L400 | L200 |
|------------------------|----------------------|---------------------------|--------------------------|--------------------------|--------------------------|--------------------------|--------------------------|--------------------------|--------------------------|---------------------------|
| Section Times | 2:26.40 (0:12.54) | 2:13.86 [10] (0:14.76) | 1:59.10 [7] (0:14.92) | 1:44.18 [7] (0:14.38) | 1:29.80 [7] (0:14.47) | 1:15.32 [7] (0:14.90) | 1:00.42 [7] (0:14.81) | 0:45.61 [8] (0:15.12) | 0:30.50 [9] (0:15.48) | 0:15.02 [11] (0:15.02) |
| Average Speed [km/h] | 51.0 | 49.3 | 48.7 | 50.1 | 50.3 | 48.8 | 48.6 | 48.0 | 46.8 | 48.1 |
| Top Speed [km/h] | 51.8 | 51.5 | 49.1 | 51.4 | 52.1 | 50.7 | 48.9 | 48.8 | 48.0 | 50.2 |
| Avg. Dist. to Rail [m] | 5.5 | 2.1 | 1.4 | 4.1 | 1.4 | 1.3 | 2.2 | 1.5 | 1.2 | 1.7 |



- [] Ranking at each section and finish
- :-:- No data available at this section
- NA No data available

| | |
|--------------------------------|------------------------|
| Horse/Jockey Name | Third Party/B N Orange |
| Finish Rank | 9 |
| Fastest Section Time (Section) | 0:13.71 (1400-1200) |
| Top Speed [km/h] (Section) | 53.3 (1400-1200) |
| Race State | Finished |



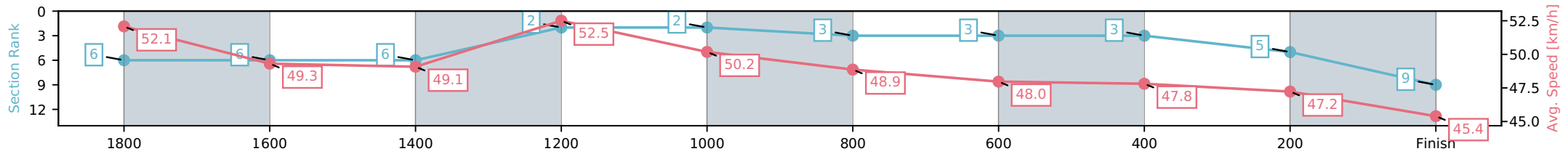
NZ Metropolitan Trotting Club Inc Harness
 Race 5: MID-WINTER XMAS DINING 17, 24 & 31 JULY BOOK
 NOW MOB PACE - 1980m



21 June 2026 - 5:58PM

Weather: Showers

| Section | L1980 | L1800 | L1600 | L1400 | L1200 | L1000 | L800 | L600 | L400 | L200 |
|------------------------|----------------------|--------------------------|--------------------------|--------------------------|--------------------------|--------------------------|--------------------------|--------------------------|--------------------------|--------------------------|
| Section Times | 2:26.50 (0:12.31) | 2:14.19 [6] (0:14.72) | 1:59.47 [6] (0:14.89) | 1:44.58 [6] (0:13.71) | 1:30.87 [2] (0:14.60) | 1:16.27 [2] (0:15.06) | 1:01.22 [3] (0:15.01) | 0:46.21 [3] (0:15.03) | 0:31.18 [3] (0:15.26) | 0:15.92 [5] (0:15.92) |
| Average Speed [km/h] | 52.1 | 49.3 | 49.1 | 52.5 | 50.2 | 48.9 | 48.0 | 47.8 | 47.2 | 45.4 |
| Top Speed [km/h] | 53.1 | 51.5 | 50.1 | 53.3 | 52.7 | 50.0 | 48.7 | 48.3 | 48.1 | 47.0 |
| Avg. Dist. to Rail [m] | 3.4 | 1.5 | 2.6 | 6.2 | 2.2 | 2.8 | 2.7 | 1.1 | 1.0 | 3.2 |



- [] Ranking at each section and finish
- :-:- No data available at this section
- NA No data available

| | |
|--------------------------------|---------------------|
| Horse/Jockey Name | Trail Boss/J W Cox |
| Finish Rank | 10 |
| Fastest Section Time (Section) | 0:14.52 (1400-1200) |
| Top Speed [km/h] (Section) | 53.8 (1980 - 1800) |
| Race State | Finished |



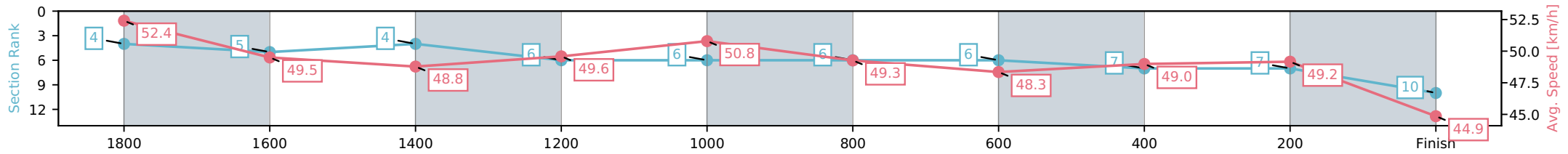
NZ Metropolitan Trotting Club Inc Harness
 Race 5: MID-WINTER XMAS DINING 17, 24 & 31 JULY BOOK
 NOW MOB PACE - 1980m



21 June 2026 - 5:58PM

Weather: Showers

| Section | L1980 | L1800 | L1600 | L1400 | L1200 | L1000 | L800 | L600 | L400 | L200 |
|------------------------|----------------------|--------------------------|--------------------------|--------------------------|--------------------------|--------------------------|--------------------------|--------------------------|--------------------------|--------------------------|
| Section Times | 2:26.80 (0:11.88) | 2:14.92 [4] (0:14.80) | 2:00.12 [5] (0:15.07) | 1:45.04 [4] (0:14.52) | 1:30.52 [6] (0:14.64) | 1:15.88 [6] (0:14.90) | 1:00.98 [6] (0:14.89) | 0:46.08 [6] (0:15.01) | 0:31.07 [7] (0:15.03) | 0:16.04 [7] (0:16.04) |
| Average Speed [km/h] | 52.4 | 49.5 | 48.8 | 49.6 | 50.8 | 49.3 | 48.3 | 49.0 | 49.2 | 44.9 |
| Top Speed [km/h] | 53.8 | 51.5 | 49.7 | 50.5 | 52.3 | 50.4 | 49.1 | 50.0 | 50.1 | 48.2 |
| Avg. Dist. to Rail [m] | 3.8 | 2.9 | 3.1 | 6.2 | 3.9 | 2.8 | 2.9 | 3.0 | 4.1 | 6.4 |



- [] Ranking at each section and finish
- :-:- No data available at this section
- NA No data available

| | |
|--------------------------------|---------------------------------|
| Horse/Jockey Name | Franco Chaplin/Craig D Thornley |
| Finish Rank | 11 |
| Fastest Section Time (Section) | 0:14.19 (1400-1200) |
| Top Speed [km/h] (Section) | 51.8 (1200-1000) |
| Race State | Finished |



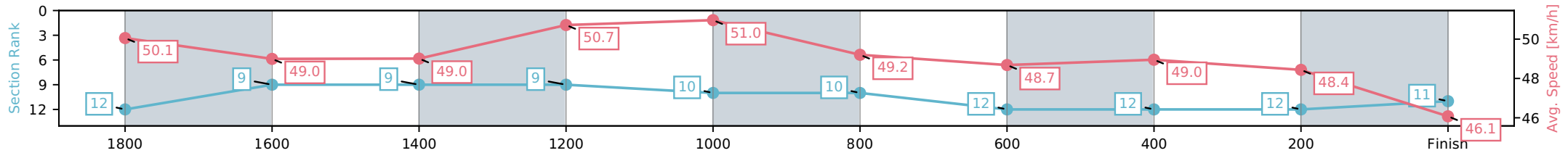
NZ Metropolitan Trotting Club Inc Harness
 Race 5: MID-WINTER XMAS DINING 17, 24 & 31 JULY BOOK
 NOW MOB PACE - 1980m



21 June 2026 - 5:58PM

Weather: Showers

| Section | L1980 | L1800 | L1600 | L1400 | L1200 | L1000 | L800 | L600 | L400 | L200 |
|------------------------|----------------------|---------------------------|--------------------------|--------------------------|--------------------------|---------------------------|---------------------------|---------------------------|---------------------------|---------------------------|
| Section Times | 2:27.10 (0:12.80) | 2:14.30 [12] (0:14.84) | 1:59.46 [9] (0:15.08) | 1:44.37 [9] (0:14.19) | 1:30.19 [9] (0:14.64) | 1:15.54 [10] (0:15.00) | 1:00.54 [10] (0:14.79) | 0:45.75 [12] (0:15.01) | 0:30.74 [12] (0:15.05) | 0:15.70 [12] (0:15.70) |
| Average Speed [km/h] | 50.1 | 49.0 | 49.0 | 50.7 | 51.0 | 49.2 | 48.7 | 49.0 | 48.4 | 46.1 |
| Top Speed [km/h] | 50.8 | 50.4 | 50.2 | 51.5 | 51.8 | 50.9 | 49.8 | 49.7 | 49.3 | 48.2 |
| Avg. Dist. to Rail [m] | 6.0 | 1.7 | 3.9 | 6.2 | 4.3 | 3.5 | 3.4 | 3.0 | 2.4 | 5.2 |



- [] Ranking at each section and finish
- :-:- No data available at this section
- NA No data available

| | |
|--------------------------------|-----------------------|
| Horse/Jockey Name | La Concha/C J Dalgety |
| Finish Rank | 12 |
| Fastest Section Time (Section) | 0:14.31 (1400-1200) |
| Top Speed [km/h] (Section) | 53.9 (1980 - 1800) |
| Race State | Finished |



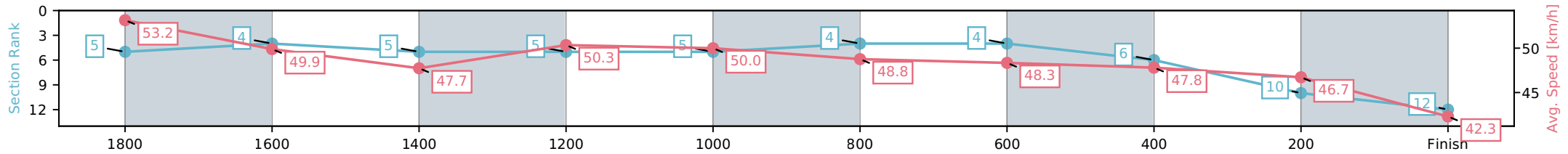
NZ Metropolitan Trotting Club Inc Harness
 Race 5: MID-WINTER XMAS DINING 17, 24 & 31 JULY BOOK
 NOW MOB PACE - 1980m



21 June 2026 - 5:58PM

Weather: Showers

| Section | L1980 | L1800 | L1600 | L1400 | L1200 | L1000 | L800 | L600 | L400 | L200 |
|------------------------|----------------------|--------------------------|--------------------------|--------------------------|--------------------------|--------------------------|--------------------------|--------------------------|--------------------------|---------------------------|
| Section Times | 2:28.10 (0:11.99) | 2:16.11 [5] (0:14.56) | 2:01.55 [4] (0:15.22) | 1:46.34 [5] (0:14.31) | 1:32.03 [5] (0:14.54) | 1:17.49 [5] (0:14.89) | 1:02.60 [4] (0:14.89) | 0:47.71 [4] (0:15.18) | 0:32.53 [6] (0:15.49) | 0:17.03 [10] (0:17.03) |
| Average Speed [km/h] | 53.2 | 49.9 | 47.7 | 50.3 | 50.0 | 48.8 | 48.3 | 47.8 | 46.7 | 42.3 |
| Top Speed [km/h] | 53.9 | 53.1 | 48.6 | 51.4 | 51.4 | 50.4 | 49.0 | 48.2 | 48.2 | 44.7 |
| Avg. Dist. to Rail [m] | 2.5 | 1.5 | 1.4 | 4.1 | 1.4 | 1.2 | 2.4 | 1.5 | 1.1 | 3.5 |



- [] Ranking at each section and finish
- :-:- No data available at this section
- NA No data available