



NZ Metropolitan Trotting Club Inc Harness

Race 6: RICOH CANTERBURY SILK ROAD FILLIES & MARES (HEAT 1) MOB PACE - 1980m

21 June 2026 - 6:23PM

Weather: Showers



Field Times	2:25.70	2:14.14	1:59.30	1:43.90	1:28.61	1:12.99	0:57.87	0:43.25
(Race Tempo)	(0:11.56)	(0:14.84)	(0:15.39)	(0:15.30)	(0:15.62)	(0:15.12)	(0:14.62)	(0:14.79)

Rank	TAB#	Horse	Overall Time	First 400m	Top Speed km/h (Section)	L1980	L1800	L1600	L1400	L1200	L1000	L800	L600
	(BAR#)	Driver	Margin (DT-W)	Last 600m	Fastest Section (Time)	Start - 1800	1800 - 1600	1600 - 1400	1400 - 1200	1200 - 1000	1000 - 800	800 - 600	600 - 400
1	4	Classie Linc	2:25.70	0:28.46	55.6 (1980 - 1800)	2:25.70	2:14.14 [1]	1:59.30 [1]	1:43.90 [1]	1:28.61 [1]	1:12.99 [1]	0:57.87 [1]	0:43.25 [1]
	(4)	S J Thornley		0:43.25	200-0 (0:14.22)	(0:11.56)	(0:14.84)	(0:15.39)	(0:15.30)	(0:15.62)	(0:15.12)	(0:14.62)	(0:14.79)
2	10	Lous Pinup Girl	2:26.00	0:29.07	54.1 (200-0)	2:26.00	2:13.66 [6]	1:58.55 [6]	1:43.19 [6]	1:27.94 [6]	1:12.35 [7]	0:57.25 [7]	0:42.66 [7]
	(10)	A M Butt	1.6L (+4)	0:42.66	200-0 (0:13.65)	(0:12.34)	(0:15.10)	(0:15.36)	(0:15.25)	(0:15.59)	(0:15.09)	(0:14.60)	(0:14.78)
3	3	Scarlett's Legacy	2:26.30	0:28.89	55.7 (1980 - 1800)	2:26.30	2:14.62 [2]	1:59.51 [2]	1:44.14 [2]	1:28.89 [2]	1:13.29 [3]	0:58.17 [3]	0:43.57 [3]
	(3)	G D Smith	3.1L (+4)	0:43.56	400-200 (0:14.25)	(0:11.68)	(0:15.11)	(0:15.37)	(0:15.26)	(0:15.60)	(0:15.12)	(0:14.60)	(0:14.78)
4	12	Larissa Beaudiene	2:26.40	0:29.76	52.9 (400-200)	2:26.40	2:13.69 [9]	1:58.28 [8]	1:42.94 [9]	1:27.95 [9]	1:12.50 [8]	0:57.43 [8]	0:42.85 [8]
	(12)	S W Hill	3.6L (+25)	0:42.85	200-0 (0:14.17)	(0:12.71)	(0:15.41)	(0:15.34)	(0:14.99)	(0:15.45)	(0:15.06)	(0:14.58)	(0:14.42)
5	6	Remission	2:26.40	0:29.19	53.3 (1980 - 1800)	2:26.40	2:14.41 [3]	1:59.29 [3]	1:43.92 [3]	1:28.87 [3]	1:13.40 [2]	0:58.33 [2]	0:43.75 [2]
	(6)	M B Holbrough	4.0L (+18)	0:43.76	200-0 (0:14.38)	(0:11.99)	(0:15.12)	(0:15.38)	(0:15.05)	(0:15.46)	(0:15.07)	(0:14.58)	(0:14.82)
6	1	Rovert Decision	2:26.50	0:29.16	53.2 (1980 - 1800)	2:26.50	2:14.48 [4]	1:59.35 [4]	1:44.00 [4]	1:28.74 [4]	1:13.14 [5]	0:58.04 [5]	0:43.44 [5]
	(1)	O G Thornley	4.5L (+3)	0:43.43	400-200 (0:14.27)	(0:12.02)	(0:15.12)	(0:15.36)	(0:15.25)	(0:15.60)	(0:15.11)	(0:14.60)	(0:14.78)
7	13	Arinitti	2:26.60	0:30.81	54.0 (200-0)	2:26.60	2:13.53 [11]	1:57.40 [11]	1:42.47 [11]	1:27.46 [11]	1:12.04 [11]	0:57.05 [11]	0:42.48 [11]
	(U1)	R E Harrison	4.7L (+27)	0:42.49	200-0 (0:13.80)	(0:13.07)	(0:16.14)	(0:14.93)	(0:15.00)	(0:15.42)	(0:14.99)	(0:14.57)	(0:14.41)
8	7	Longview Tui	2:26.70	0:30.48	52.4 (400-200)	2:26.70	2:14.20 [8]	1:58.16 [9]	1:43.30 [8]	1:28.33 [8]	1:12.75 [9]	0:57.66 [9]	0:43.07 [9]
	(7)	B N Orange	5.6L (+14)	0:43.06	200-0 (0:14.02)	(0:12.50)	(0:16.05)	(0:14.86)	(0:14.96)	(0:15.58)	(0:15.09)	(0:14.58)	(0:14.74)
9	11	Ultimate Seisation	2:26.90	0:29.39	52.5 (1980 - 1800)	2:26.90	2:14.42 [7]	1:59.15 [7]	1:43.80 [7]	1:28.77 [7]	1:13.31 [6]	0:58.24 [6]	0:43.65 [6]
	(11)	R T May	6.2L (+20)	0:43.64	200-0 (0:14.36)	(0:12.48)	(0:15.28)	(0:15.35)	(0:15.03)	(0:15.46)	(0:15.07)	(0:14.59)	(0:14.76)
10	9	Troubleshooter	2:26.90	0:31.52	53.2 (200-0)	2:26.90	2:13.72 [12]	1:57.30 [12]	1:42.44 [12]	1:27.39 [12]	1:11.90 [12]	0:56.81 [12]	0:42.33 [12]
	(9)	S E O'Reilly	6.2L (+13)	0:42.33	400-200 (0:13.85)	(0:13.18)	(0:16.42)	(0:14.86)	(0:15.05)	(0:15.49)	(0:15.08)	(0:14.48)	(0:14.32)

Scratched: Midnight Sophia (#5)

Report Created: Sun 21 June 2026

(Note: Races are conducted over an approximate distance as close as possible to the advertised distance, and recorded data may vary accordingly. Official times refer to race times only and do not include handicap times.)

[] Position in running at each section and finish
 TAB# Saddle cloth number
 --- No data available at this section
 BAR# Barrier/Gate Position
 NA No data available
 DNF Did not finish
 DNT Did not track
 DT-W Distance travelled compared to winner in metres

Fastest split
 Fastest section

data processed by TRIPLESDATA



NZ Metropolitan Trotting Club Inc Harness
 Race 6: RICOH CANTERBURY SILK ROAD FILLIES & MARES (HEAT 1) MOB PACE - 1980m
 21 June 2026 - 6:23PM



Weather: Showers

Field Times (Race Tempo) 2:25.70 (0:11.56) 2:14.14 (0:14.84) 1:59.30 (0:15.39) 1:43.90 (0:15.30) 1:28.61 (0:15.62) 1:12.99 (0:15.12) 0:57.87 (0:14.62) 0:43.25 (0:14.79)

Rank	TAB#	Horse	Overall Time	First 400m	Top Speed km/h (Section)	L1980	L1800	L1600	L1400	L1200	L1000	L800	L600
	(BAR#)	Driver	Margin (DT-W)	Last 600m	Fastest Section (Time)	Start - 1800	1800 - 1600	1600 - 1400	1400 - 1200	1200 - 1000	1000 - 800	800 - 600	600 - 400
11	2	Sugar Babe	2:26.90	0:29.38	52.4 (1980 - 1800)	2:26.90	2:14.72 [5]	1:59.52 [5]	1:44.14 [5]	1:29.07 [5]	1:13.63 [4]	0:58.53 [4]	0:43.96 [4]
	(2)	C J Dalgety	6.7L (+20)	0:43.96	400-200 (0:14.52)	(0:12.18)	(0:15.20)	(0:15.38)	(0:15.06)	(0:15.44)	(0:15.10)	(0:14.58)	(0:14.81)
12	8	Atula	2:27.10	0:30.83	52.9 (400-200)	2:27.10	2:14.28 [10]	1:58.24 [10]	1:43.25 [10]	1:28.28 [10]	1:12.88 [10]	0:57.84 [10]	0:43.26 [10]
	(8)	K A Butt	7.6L (+28)	0:43.26	400-200 (0:14.28)	(0:12.82)	(0:16.04)	(0:14.98)	(0:14.97)	(0:15.40)	(0:15.04)	(0:14.58)	(0:14.43)

Scratched: Midnight Sophia (#5)

Report Created: Sun 21 June 2026

(Note: Races are conducted over an approximate distance as close as possible to the advertised distance, and recorded data may vary accordingly. Official times refer to race times only and do not include handicap times.)

[] Position in running at each section and finish TAB# Saddle cloth number
 -:-:- No data available at this section BAR# Barrier/Gate Position
 NA No data available DNF Did not finish
 DNT Did not track DT-W Distance travelled compared to winner in metres

Fastest split
 Fastest section



NZ Metropolitan Trotting Club Inc Harness

Race 6: RICOH CANTERBURY SILK ROAD FILLIES & MARES (HEAT 1) MOB PACE - 1980m

21 June 2026 - 6:23PM

Weather: Showers



Field Times 0:28.46 0:14.22
(Race Tempo) (0:14.24) (0:14.22)

Rank	TAB#	Horse	Overall Time	First 400m	Top Speed km/h (Section)	L400	L200						
	(BAR#)	Driver	Margin (DT-W)	Last 600m	Fastest Section (Time)	400 - 200	200 - Finish						
1	4	Classie Linc	2:25.70	0:28.46	55.6 (1980 - 1800)	0:28.46 [1]	0:14.22 [1]						
	(4)	S J Thornley		0:43.25	200-0 (0:14.22)	(0:14.24)	(0:14.22)						
2	10	Lous Pinup Girl	2:26.00	0:29.07	54.1 (200-0)	0:27.88 [8]	0:13.65 [7]						
	(10)	A M Butt	1.6L (+4)	0:42.66	200-0 (0:13.65)	(0:14.23)	(0:13.65)						
3	3	Scarlett's Legacy	2:26.30	0:28.89	55.7 (1980 - 1800)	0:28.78 [3]	0:14.53 [2]						
	(3)	G D Smith	3.1L (+4)	0:43.56	400-200 (0:14.25)	(0:14.25)	(0:14.53)						
4	12	Larissa Beaudiene	2:26.40	0:29.76	52.9 (400-200)	0:28.43 [6]	0:14.17 [5]						
	(12)	S W Hill	3.6L (+25)	0:42.85	200-0 (0:14.17)	(0:14.26)	(0:14.17)						
5	6	Remission	2:26.40	0:29.19	53.3 (1980 - 1800)	0:28.93 [2]	0:14.38 [3]						
	(6)	M B Holbrough	4.0L (+18)	0:43.76	200-0 (0:14.38)	(0:14.56)	(0:14.38)						
6	1	Rovert Decision	2:26.50	0:29.16	53.2 (1980 - 1800)	0:28.65 [5]	0:14.38 [4]						
	(1)	O G Thornley	4.5L (+3)	0:43.43	400-200 (0:14.27)	(0:14.27)	(0:14.38)						
7	13	Arinitti	2:26.60	0:30.81	54.0 (200-0)	0:28.07 [11]	0:13.80 [12]						
	(U1)	R E Harrison	4.7L (+27)	0:42.49	200-0 (0:13.80)	(0:14.28)	(0:13.80)						
8	7	Longview Tui	2:26.70	0:30.48	52.4 (400-200)	0:28.33 [10]	0:14.02 [10]						
	(7)	B N Orange	5.6L (+14)	0:43.06	200-0 (0:14.02)	(0:14.30)	(0:14.02)						
9	11	Ultimate Seisation	2:26.90	0:29.39	52.5 (1980 - 1800)	0:28.88 [7]	0:14.36 [8]						
	(11)	R T May	6.2L (+20)	0:43.64	200-0 (0:14.36)	(0:14.52)	(0:14.36)						
10	9	Troubleshooter	2:26.90	0:31.52	53.2 (200-0)	0:28.01 [12]	0:14.16 [11]						
	(9)	S E O'Reilly	6.2L (+13)	0:42.33	400-200 (0:13.85)	(0:13.85)	(0:14.16)						

Scratched: Midnight Sophia (#5)

Report Created: Sun 21 June 2026

(Note: Races are conducted over an approximate distance as close as possible to the advertised distance, and recorded data may vary accordingly. Official times refer to race times only and do not include handicap times.)

[] Position in running at each section and finish TAB# Saddle cloth number

-:-:- No data available at this section

NA No data available

DNT Did not track

BAR# Barrier/Gate Position

DNF Did not finish

DT-W Distance travelled compared to winner in metres

Fastest split

Fastest section

data processed by





NZ Metropolitan Trotting Club Inc Harness

Race 6: RICOH CANTERBURY SILK ROAD FILLIES & MARES (HEAT 1) MOB PACE - 1980m

21 June 2026 - 6:23PM

Weather: Showers



Field Times 0:28.46 0:14.22
(Race Tempo) (0:14.24) (0:14.22)

Rank	TAB#	Horse	Overall Time	First 400m	Top Speed km/h (Section)	L400	L200						
	(BAR#)	Driver	Margin (DT-W)	Last 600m	Fastest Section (Time)	400 - 200	200 - Finish						
11	2	Sugar Babe	2:26.90	0:29.38	52.4 (1980 - 1800)	0:29.15 [4]	0:14.63 [6]						
	(2)	C J Dalgety	6.7L (+20)	0:43.96	400-200 (0:14.52)	(0:14.52)	(0:14.63)						
12	8	Atula	2:27.10	0:30.83	52.9 (400-200)	0:28.83 [9]	0:14.55 [9]						
	(8)	K A Butt	7.6L (+28)	0:43.26	400-200 (0:14.28)	(0:14.28)	(0:14.55)						

Scratched: Midnight Sophia (#5)

Report Created: Sun 21 June 2026

(Note: Races are conducted over an approximate distance as close as possible to the advertised distance, and recorded data may vary accordingly. Official times refer to race times only and do not include handicap times.)

[] Position in running at each section and finish TAB# Saddle cloth number

:-:-- No data available at this section

NA No data available

DNT Did not track

BAR# Barrier/Gate Position

DNF Did not finish

DT-W Distance travelled compared to winner in metres

Fastest split

Fastest section

Horse/Jockey Name	Classie Linc/S J Thornley
Finish Rank	1
Fastest Section Time (Section)	0:14.22 (200-0)
Top Speed [km/h] (Section)	55.6 (1980 - 1800)
Race State	Finished



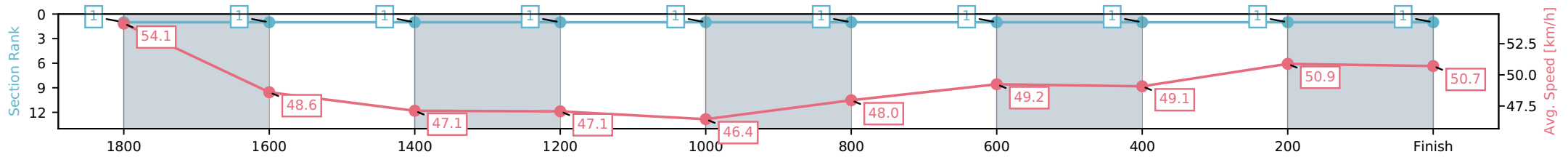
NZ Metropolitan Trotting Club Inc Harness
 Race 6: RICOH CANTERBURY SILK ROAD FILLIES & MARES
 (HEAT 1) MOB PACE - 1980m



21 June 2026 - 6:23PM

Weather: Showers

Section	L1980	L1800	L1600	L1400	L1200	L1000	L800	L600	L400	L200
Section Times	2:25.70 (0:11.56)	2:14.14 [1] (0:14.84)	1:59.30 [1] (0:15.39)	1:43.90 [1] (0:15.30)	1:28.61 [1] (0:15.62)	1:12.99 [1] (0:15.12)	0:57.87 [1] (0:14.62)	0:43.25 [1] (0:14.79)	0:28.46 [1] (0:14.24)	0:14.22 [1] (0:14.22)
Average Speed [km/h]	54.1	48.6	47.1	47.1	46.4	48.0	49.2	49.1	50.9	50.7
Top Speed [km/h]	55.6	52.5	48.0	47.9	47.7	48.9	50.2	49.5	51.9	52.0
Avg. Dist. to Rail [m]	5.8	1.0	1.3	2.9	1.0	1.1	1.2	1.2	1.4	3.7



- [] Ranking at each section and finish
- :-:- No data available at this section
- NA No data available

Horse/Jockey Name	Lous Pinup Girl/A M Butt
Finish Rank	2
Fastest Section Time (Section)	0:13.65 (200-0)
Top Speed [km/h] (Section)	54.1 (200-0)
Race State	Finished



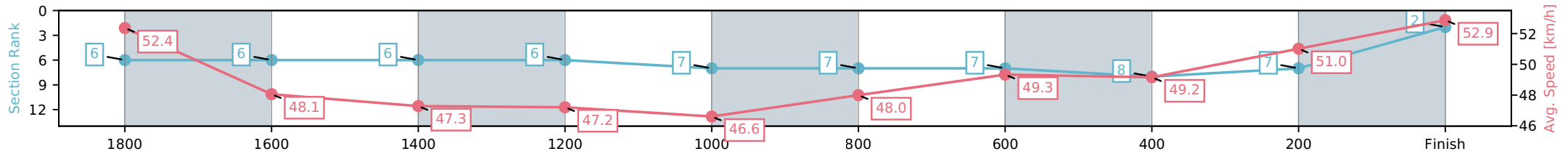
NZ Metropolitan Trotting Club Inc Harness
 Race 6: RICOH CANTERBURY SILK ROAD FILLIES & MARES
 (HEAT 1) MOB PACE - 1980m



21 June 2026 - 6:23PM

Weather: Showers

Section	L1980	L1800	L1600	L1400	L1200	L1000	L800	L600	L400	L200
Section Times	2:26.00 (0:12.34)	2:13.66 [6] (0:15.10)	1:58.55 [6] (0:15.36)	1:43.19 [6] (0:15.25)	1:27.94 [6] (0:15.59)	1:12.35 [7] (0:15.09)	0:57.25 [7] (0:14.60)	0:42.66 [7] (0:14.78)	0:27.88 [8] (0:14.23)	0:13.65 [7] (0:13.65)
Average Speed [km/h]	52.4	48.1	47.3	47.2	46.6	48.0	49.3	49.2	51.0	52.9
Top Speed [km/h]	53.5	49.8	48.9	48.3	48.2	48.9	49.9	49.8	52.9	54.1
Avg. Dist. to Rail [m]	2.4	1.5	1.3	2.8	1.2	1.0	1.5	1.5	1.4	4.3



- [] Ranking at each section and finish
- :-:- No data available at this section
- NA No data available

Horse/Jockey Name	Scarlett's Legacy/G D Smith
Finish Rank	3
Fastest Section Time (Section)	0:14.25 (400-200)
Top Speed [km/h] (Section)	55.7 (1980 - 1800)
Race State	Finished



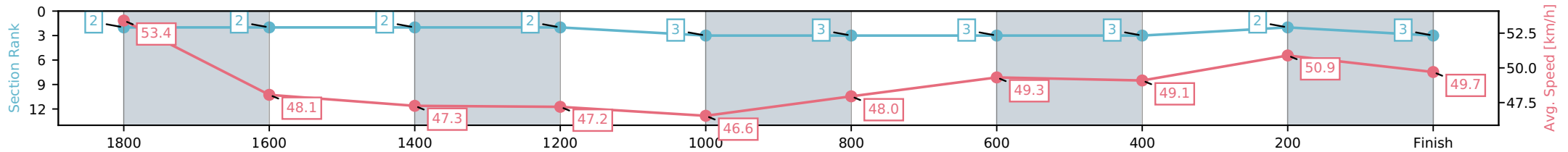
NZ Metropolitan Trotting Club Inc Harness
 Race 6: RICOH CANTERBURY SILK ROAD FILLIES & MARES
 (HEAT 1) MOB PACE - 1980m



21 June 2026 - 6:23PM

Weather: Showers

Section	L1980	L1800	L1600	L1400	L1200	L1000	L800	L600	L400	L200
Section Times	2:26.30 (0:11.68)	2:14.62 [2] (0:15.11)	1:59.51 [2] (0:15.37)	1:44.14 [2] (0:15.26)	1:28.89 [2] (0:15.60)	1:13.29 [3] (0:15.12)	0:58.17 [3] (0:14.60)	0:43.57 [3] (0:14.78)	0:28.78 [3] (0:14.25)	0:14.53 [2] (0:14.53)
Average Speed [km/h]	53.4	48.1	47.3	47.2	46.6	48.0	49.3	49.1	50.9	49.7
Top Speed [km/h]	55.7	49.3	48.5	47.9	47.9	48.7	49.7	49.6	51.9	51.9
Avg. Dist. to Rail [m]	4.0	1.6	1.4	2.9	1.2	1.1	1.5	1.4	1.3	2.8



- [] Ranking at each section and finish
- :-:- No data available at this section
- NA No data available

Horse/Jockey Name	Larissa Beaudiene/S W Hill
Finish Rank	4
Fastest Section Time (Section)	0:14.17 (200-0)
Top Speed [km/h] (Section)	52.9 (400-200)
Race State	Finished



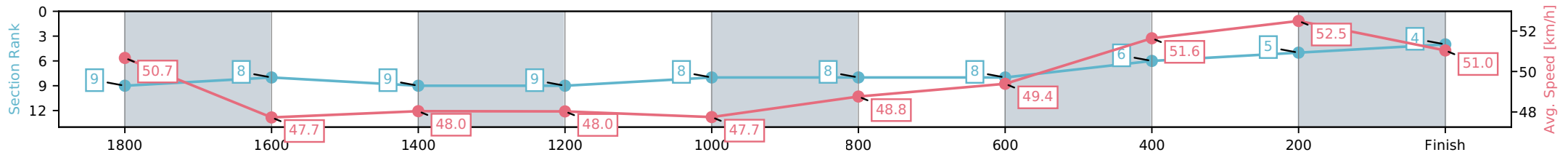
NZ Metropolitan Trotting Club Inc Harness
 Race 6: RICOH CANTERBURY SILK ROAD FILLIES & MARES
 (HEAT 1) MOB PACE - 1980m



21 June 2026 - 6:23PM

Weather: Showers

Section	L1980	L1800	L1600	L1400	L1200	L1000	L800	L600	L400	L200
Section Times	2:26.40 (0:12.71)	2:13.69 [9] (0:15.41)	1:58.28 [8] (0:15.34)	1:42.94 [9] (0:14.99)	1:27.95 [9] (0:15.45)	1:12.50 [8] (0:15.06)	0:57.43 [8] (0:14.58)	0:42.85 [8] (0:14.42)	0:28.43 [6] (0:14.26)	0:14.17 [5] (0:14.17)
Average Speed [km/h]	50.7	47.7	48.0	48.0	47.7	48.8	49.4	51.6	52.5	51.0
Top Speed [km/h]	52.6	48.7	49.5	49.5	48.7	49.3	50.2	52.3	52.9	52.2
Avg. Dist. to Rail [m]	6.1	3.6	3.2	5.1	2.9	2.9	3.7	4.8	5.9	8.2



- [] Ranking at each section and finish
- :-:- No data available at this section
- NA No data available

Horse/Jockey Name	Remission/M B Holbrough
Finish Rank	5
Fastest Section Time (Section)	0:14.38 (200-0)
Top Speed [km/h] (Section)	53.3 (1980 - 1800)
Race State	Finished



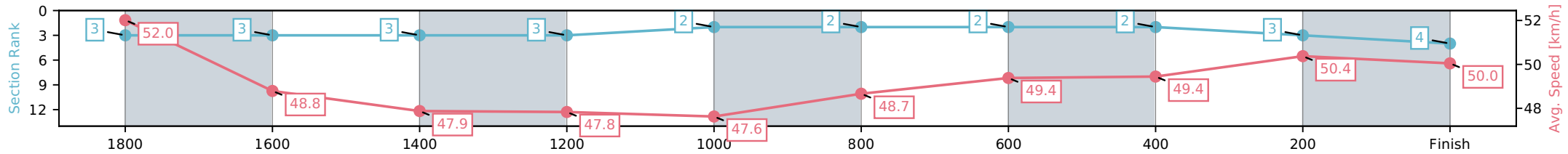
NZ Metropolitan Trotting Club Inc Harness
 Race 6: RICOH CANTERBURY SILK ROAD FILLIES & MARES
 (HEAT 1) MOB PACE - 1980m



21 June 2026 - 6:23PM

Weather: Showers

Section	L1980	L1800	L1600	L1400	L1200	L1000	L800	L600	L400	L200
Section Times	2:26.40 (0:11.99)	2:14.41 [3] (0:15.12)	1:59.29 [3] (0:15.38)	1:43.92 [3] (0:15.05)	1:28.87 [3] (0:15.46)	1:13.40 [2] (0:15.07)	0:58.33 [2] (0:14.58)	0:43.75 [2] (0:14.82)	0:28.93 [2] (0:14.56)	0:14.38 [3] (0:14.38)
Average Speed [km/h]	52.0	48.8	47.9	47.8	47.6	48.7	49.4	49.4	50.4	50.0
Top Speed [km/h]	53.3	50.3	48.8	48.6	48.6	49.4	49.9	50.0	50.8	50.9
Avg. Dist. to Rail [m]	7.8	4.0	3.1	4.5	2.8	2.6	3.0	2.7	2.9	5.5



- [] Ranking at each section and finish
- :-:- No data available at this section
- NA No data available

Horse/Jockey Name	Rovert Decision/O G Thornley
Finish Rank	6
Fastest Section Time (Section)	0:14.27 (400-200)
Top Speed [km/h] (Section)	53.2 (1980 - 1800)
Race State	Finished



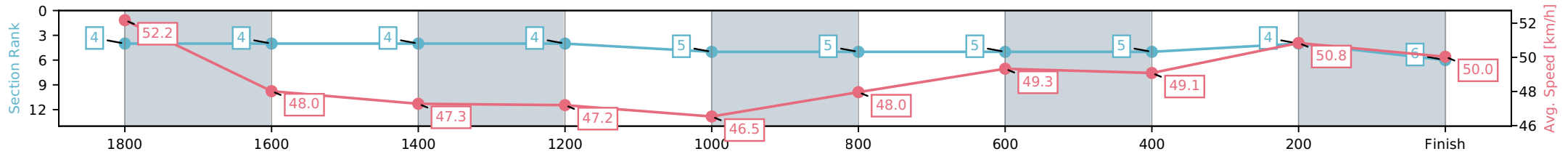
NZ Metropolitan Trotting Club Inc Harness
 Race 6: RICOH CANTERBURY SILK ROAD FILLIES & MARES
 (HEAT 1) MOB PACE - 1980m



21 June 2026 - 6:23PM

Weather: Showers

Section	L1980	L1800	L1600	L1400	L1200	L1000	L800	L600	L400	L200
Section Times	2:26.50 (0:12.02)	2:14.48 [4] (0:15.12)	1:59.35 [4] (0:15.36)	1:44.00 [4] (0:15.25)	1:28.74 [4] (0:15.60)	1:13.14 [5] (0:15.11)	0:58.04 [5] (0:14.60)	0:43.44 [5] (0:14.78)	0:28.65 [5] (0:14.27)	0:14.38 [4] (0:14.38)
Average Speed [km/h]	52.2	48.0	47.3	47.2	46.5	48.0	49.3	49.1	50.8	50.0
Top Speed [km/h]	53.2	49.2	48.7	48.0	48.1	48.6	49.9	49.7	51.7	51.5
Avg. Dist. to Rail [m]	2.3	1.4	1.3	2.7	1.1	1.0	1.4	1.3	1.2	1.5



- [] Ranking at each section and finish
- :-:- No data available at this section
- NA No data available

Horse/Jockey Name	Arinitti/R E Harrison
Finish Rank	7
Fastest Section Time (Section)	0:13.80 (200-0)
Top Speed [km/h] (Section)	54.0 (200-0)
Race State	Finished



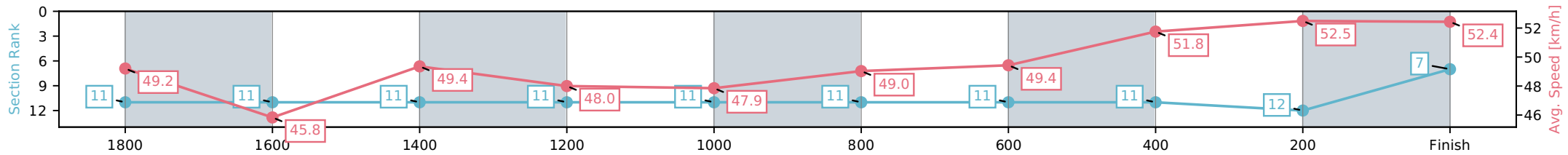
NZ Metropolitan Trotting Club Inc Harness
 Race 6: RICOH CANTERBURY SILK ROAD FILLIES & MARES
 (HEAT 1) MOB PACE - 1980m



21 June 2026 - 6:23PM

Weather: Showers

Section	L1980	L1800	L1600	L1400	L1200	L1000	L800	L600	L400	L200
Section Times	2:26.60 (0:13.07)	2:13.53 [11] (0:16.14)	1:57.40 [11] (0:14.93)	1:42.47 [11] (0:15.00)	1:27.46 [11] (0:15.42)	1:12.04 [11] (0:14.99)	0:57.05 [11] (0:14.57)	0:42.48 [11] (0:14.41)	0:28.07 [11] (0:14.28)	0:13.80 [12] (0:13.80)
Average Speed [km/h]	49.2	45.8	49.4	48.0	47.9	49.0	49.4	51.8	52.5	52.4
Top Speed [km/h]	50.5	48.7	50.0	49.4	49.6	50.0	50.6	52.5	53.8	54.0
Avg. Dist. to Rail [m]	7.9	4.6	3.2	5.2	3.0	2.9	4.3	5.1	6.5	12.7



- [] Ranking at each section and finish
- :-:- No data available at this section
- NA No data available

Horse/Jockey Name	Longview Tui/B N Orange
Finish Rank	8
Fastest Section Time (Section)	0:14.02 (200-0)
Top Speed [km/h] (Section)	52.4 (400-200)
Race State	Finished



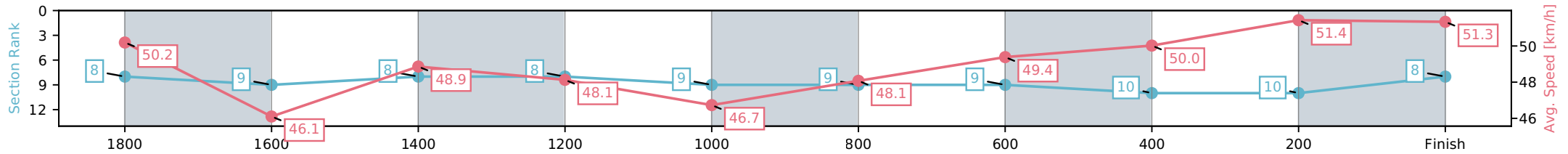
NZ Metropolitan Trotting Club Inc Harness
 Race 6: RICOH CANTERBURY SILK ROAD FILLIES & MARES
 (HEAT 1) MOB PACE - 1980m



21 June 2026 - 6:23PM

Weather: Showers

Section	L1980	L1800	L1600	L1400	L1200	L1000	L800	L600	L400	L200
Section Times	2:26.70 (0:12.50)	2:14.20 [8] (0:16.05)	1:58.16 [9] (0:14.86)	1:43.30 [8] (0:14.96)	1:28.33 [8] (0:15.58)	1:12.75 [9] (0:15.09)	0:57.66 [9] (0:14.58)	0:43.07 [9] (0:14.74)	0:28.33 [10] (0:14.30)	0:14.02 [10] (0:14.02)
Average Speed [km/h]	50.2	46.1	48.9	48.1	46.7	48.1	49.4	50.0	51.4	51.3
Top Speed [km/h]	51.6	48.6	50.0	50.2	48.6	49.3	50.3	50.8	52.4	52.4
Avg. Dist. to Rail [m]	8.7	4.7	1.4	3.1	1.4	1.2	1.9	3.4	3.2	3.8



- [] Ranking at each section and finish
- :-:- No data available at this section
- NA No data available

Horse/Jockey Name	Ultimate Seisation/R T May
Finish Rank	9
Fastest Section Time (Section)	0:14.36 (200-0)
Top Speed [km/h] (Section)	52.5 (1980 - 1800)
Race State	Finished



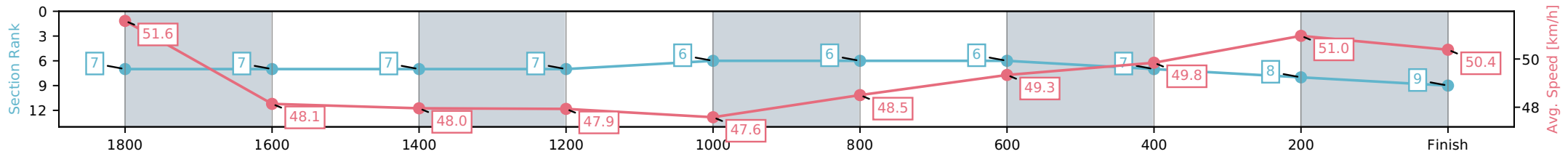
NZ Metropolitan Trotting Club Inc Harness
 Race 6: RICOH CANTERBURY SILK ROAD FILLIES & MARES
 (HEAT 1) MOB PACE - 1980m



21 June 2026 - 6:23PM

Weather: Showers

Section	L1980	L1800	L1600	L1400	L1200	L1000	L800	L600	L400	L200
Section Times	2:26.90 (0:12.48)	2:14.42 [7] (0:15.28)	1:59.15 [7] (0:15.35)	1:43.80 [7] (0:15.03)	1:28.77 [7] (0:15.46)	1:13.31 [6] (0:15.07)	0:58.24 [6] (0:14.59)	0:43.65 [6] (0:14.76)	0:28.88 [7] (0:14.52)	0:14.36 [8] (0:14.36)
Average Speed [km/h]	51.6	48.1	48.0	47.9	47.6	48.5	49.3	49.8	51.0	50.4
Top Speed [km/h]	52.5	50.0	49.1	48.9	48.6	48.9	49.8	51.0	51.5	51.4
Avg. Dist. to Rail [m]	4.2	3.4	3.0	4.7	2.6	2.3	3.4	3.4	4.4	9.3



- [] Ranking at each section and finish
- :-:- No data available at this section
- NA No data available

Horse/Jockey Name	Troubleshooter/S E O'Reilly
Finish Rank	10
Fastest Section Time (Section)	0:13.85 (400-200)
Top Speed [km/h] (Section)	53.2 (200-0)
Race State	Finished



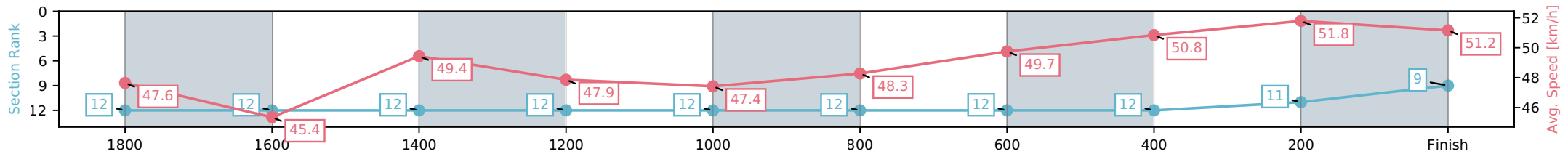
NZ Metropolitan Trotting Club Inc Harness
 Race 6: RICOH CANTERBURY SILK ROAD FILLIES & MARES
 (HEAT 1) MOB PACE - 1980m



21 June 2026 - 6:23PM

Weather: Showers

Section	L1980	L1800	L1600	L1400	L1200	L1000	L800	L600	L400	L200
Section Times	2:26.90 (0:13.18)	2:13.72 [12] (0:16.42)	1:57.30 [12] (0:14.86)	1:42.44 [12] (0:15.05)	1:27.39 [12] (0:15.49)	1:11.90 [12] (0:15.08)	0:56.81 [12] (0:14.48)	0:42.33 [12] (0:14.32)	0:28.01 [12] (0:13.85)	0:14.16 [11] (0:14.16)
Average Speed [km/h]	47.6	45.4	49.4	47.9	47.4	48.3	49.7	50.8	51.8	51.2
Top Speed [km/h]	49.1	48.4	50.1	50.1	48.4	50.0	51.6	51.7	53.1	53.2
Avg. Dist. to Rail [m]	12.4	5.8	2.9	5.7	2.6	1.8	4.0	3.0	0.7	1.6



- [] Ranking at each section and finish
- :-:- No data available at this section
- NA No data available

Horse/Jockey Name	Sugar Babe/C J Dalgety
Finish Rank	11
Fastest Section Time (Section)	0:14.52 (400-200)
Top Speed [km/h] (Section)	52.4 (1980 - 1800)
Race State	Finished



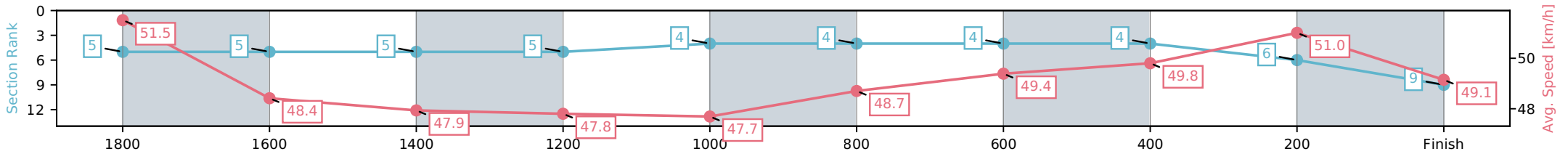
NZ Metropolitan Trotting Club Inc Harness
 Race 6: RICOH CANTERBURY SILK ROAD FILLIES & MARES
 (HEAT 1) MOB PACE - 1980m



21 June 2026 - 6:23PM

Weather: Showers

Section	L1980	L1800	L1600	L1400	L1200	L1000	L800	L600	L400	L200
Section Times	2:26.90 (0:12.18)	2:14.72 [5] (0:15.20)	1:59.52 [5] (0:15.38)	1:44.14 [5] (0:15.06)	1:29.07 [5] (0:15.44)	1:13.63 [4] (0:15.10)	0:58.53 [4] (0:14.58)	0:43.96 [4] (0:14.81)	0:29.15 [4] (0:14.52)	0:14.63 [6] (0:14.63)
Average Speed [km/h]	51.5	48.4	47.9	47.8	47.7	48.7	49.4	49.8	51.0	49.1
Top Speed [km/h]	52.4	49.7	49.0	48.6	48.7	49.4	49.8	51.0	51.4	50.4
Avg. Dist. to Rail [m]	4.1	3.4	3.2	4.6	2.9	2.8	3.2	3.4	4.4	7.0



[] Ranking at each section and finish
 -:-:- No data available at this section
 NA No data available

Horse/Jockey Name	Atula/K A Butt
Finish Rank	12
Fastest Section Time (Section)	0:14.28 (400-200)
Top Speed [km/h] (Section)	52.9 (400-200)
Race State	Finished



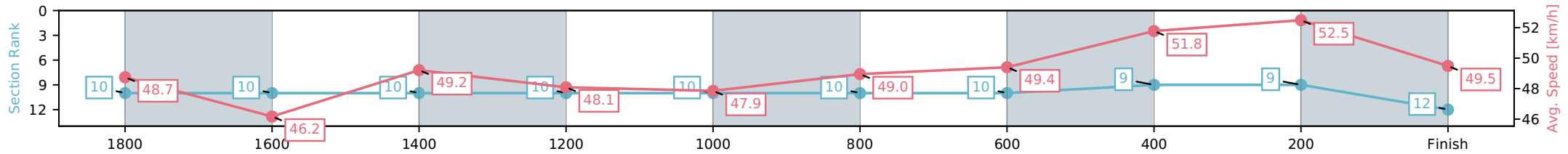
NZ Metropolitan Trotting Club Inc Harness
 Race 6: RICOH CANTERBURY SILK ROAD FILLIES & MARES
 (HEAT 1) MOB PACE - 1980m



21 June 2026 - 6:23PM

Weather: Showers

Section	L1980	L1800	L1600	L1400	L1200	L1000	L800	L600	L400	L200
Section Times	2:27.10 (0:12.82)	2:14.28 [10] (0:16.04)	1:58.24 [10] (0:14.98)	1:43.25 [10] (0:14.97)	1:28.28 [10] (0:15.40)	1:12.88 [10] (0:15.04)	0:57.84 [10] (0:14.58)	0:43.26 [10] (0:14.43)	0:28.83 [9] (0:14.28)	0:14.55 [9] (0:14.55)
Average Speed [km/h]	48.7	46.2	49.2	48.1	47.9	49.0	49.4	51.8	52.5	49.5
Top Speed [km/h]	52.0	49.6	50.0	49.6	49.8	50.0	50.3	52.5	52.9	52.5
Avg. Dist. to Rail [m]	10.7	5.0	3.2	5.0	3.0	3.0	4.2	5.2	6.3	10.9



- [] Ranking at each section and finish
- :-:- No data available at this section
- NA No data available