



NZ Metropolitan Trotting Club Inc Harness
 Race 8: NEVELE R STUD MOBILE TROT - 1980m
 21 June 2026 - 7:17PM



Weather: Showers

Field Times (Race Tempo) 2:31.00 (0:12.01) 2:18.99 (0:14.75) 2:04.24 (0:15.93) 1:48.31 (0:16.00) 1:32.31 (0:15.98) 1:16.33 (0:15.86) 1:00.47 (0:15.53) 0:44.94 (0:15.35)

Rank	TAB#	Horse	Overall Time	First 400m	Top Speed km/h (Section)	L1980	L1800	L1600	L1400	L1200	L1000	L800	L600
	(BAR#)	Driver	Margin (DT-W)	Last 600m	Fastest Section (Time)	Start - 1800	1800 - 1600	1600 - 1400	1400 - 1200	1200 - 1000	1000 - 800	800 - 600	600 - 400
1	8	Silvester	2:31.00	0:28.95	52.5 (1980 - 1800)	2:31.00	2:18.86 [3]	2:03.63 [4]	1:47.85 [2]	1:32.11 [2]	1:16.14 [2]	1:00.15 [2]	0:44.60 [3]
	(8)	R E Harrison		0:44.60	200-0 (0:14.50)	(0:12.14)	(0:15.22)	(0:15.79)	(0:15.74)	(0:15.97)	(0:15.99)	(0:15.54)	(0:15.32)
2	10	Florence The Machine	2:31.20	0:30.31	51.5 (1980 - 1800)	2:31.20	2:18.15 [9]	2:02.46 [8]	1:46.72 [8]	1:31.04 [8]	1:15.04 [8]	0:59.27 [8]	0:44.17 [7]
	(U2)	R L Houghton	0.9L (+2)	0:44.17	400-200 (0:14.48)	(0:13.05)	(0:15.69)	(0:15.74)	(0:15.68)	(0:16.00)	(0:15.77)	(0:15.10)	(0:15.17)
3	5	Aradne	2:31.90	0:29.90	52.1 (400-200)	2:31.90	2:19.18 [6]	2:03.58 [7]	1:47.79 [7]	1:32.04 [7]	1:16.06 [7]	1:00.31 [7]	0:45.14 [5]
	(5)	S W Hill	4.6L (+9)	0:45.14	400-200 (0:14.65)	(0:12.72)	(0:15.60)	(0:15.79)	(0:15.75)	(0:15.98)	(0:15.74)	(0:15.17)	(0:15.43)
4	3	Clovelly Hill	2:32.20	0:28.32	52.3 (1980 - 1800)	2:32.20	2:20.18 [2]	2:05.44 [1]	1:49.51 [1]	1:33.50 [1]	1:17.53 [1]	1:01.67 [1]	0:46.14 [1]
	(3)	B N Orange	6.2L (-8)	0:46.13	1800-1600 (0:14.74)	(0:12.02)	(0:14.74)	(0:15.93)	(0:16.00)	(0:15.98)	(0:15.86)	(0:15.53)	(0:15.35)
5	6	Terry Webster	2:32.30	0:30.63	51.9 (400-200)	2:32.30	2:19.36 [8]	2:03.30 [9]	1:47.48 [9]	1:31.80 [9]	1:15.79 [9]	1:00.03 [9]	0:44.98 [8]
	(6)	M B Holbrough	7.0L (+13)	0:44.97	400-200 (0:14.68)	(0:12.94)	(0:16.06)	(0:15.82)	(0:15.68)	(0:16.02)	(0:15.76)	(0:15.05)	(0:15.18)
6	7	Bizza To'o	2:32.40	0:30.99	51.7 (400-200)	2:32.40	2:19.31 [10]	2:03.04 [10]	1:47.18 [10]	1:31.54 [10]	1:15.48 [10]	0:59.71 [10]	0:44.73 [10]
	(7)	S E O'Reilly	7.3L (+8)	0:44.72	400-200 (0:14.29)	(0:13.09)	(0:16.27)	(0:15.86)	(0:15.64)	(0:16.06)	(0:15.78)	(0:14.98)	(0:15.34)
7	9	Noah Magnific	2:32.40	0:29.58	51.8 (1980 - 1800)	2:32.40	2:19.67 [7]	2:04.41 [6]	1:48.60 [6]	1:32.86 [6]	1:16.88 [5]	1:01.14 [5]	0:45.96 [4]
	(U1)	S J Thornley	7.3L (+7)	0:45.96	400-200 (0:14.86)	(0:12.73)	(0:15.26)	(0:15.81)	(0:15.74)	(0:15.98)	(0:15.75)	(0:15.18)	(0:15.43)
8	4	Mode	2:34.00	0:29.25	50.9 (1980 - 1800)	2:34.00	2:21.57 [5]	2:06.33 [5]	1:50.55 [4]	1:34.81 [4]	1:18.79 [3]	1:02.97 [3]	0:47.81 [2]
	(4)	W J House	16.1L (+5)	0:47.80	800-600 (0:15.17)	(0:12.43)	(0:15.24)	(0:15.78)	(0:15.74)	(0:16.02)	(0:15.81)	(0:15.17)	(0:15.58)
9	1	Robo Trouble	2:37.90	0:28.93	51.3 (1980 - 1800)	2:37.90	2:25.56 [4]	2:10.54 [3]	1:54.39 [5]	1:38.49 [5]	1:22.37 [6]	1:06.32 [6]	0:50.57 [9]
	(1)	R D Holmes	37.2L (-10)	0:50.57	1800-1600 (0:15.01)	(0:12.34)	(0:15.01)	(0:16.15)	(0:15.90)	(0:16.12)	(0:16.05)	(0:15.75)	(0:16.08)
10	2	Spanish Princess	2:38.50	0:28.59	53.4 (1980 - 1800)	2:38.50	2:26.49 [1]	2:11.50 [2]	1:55.32 [3]	1:39.42 [3]	1:23.29 [3]	1:07.30 [4]	0:51.54 [6]
	(2)	G C Telfer	40.2L (-12)	0:51.54	1800-1600 (0:14.99)	(0:12.01)	(0:14.99)	(0:16.18)	(0:15.90)	(0:16.14)	(0:15.98)	(0:15.76)	(0:16.17)

Report Created: Sun 21 June 2026

(Note: Races are conducted over an approximate distance as close as possible to the advertised distance, and recorded data may vary accordingly. Official times refer to race times only and do not include handicap times.)

[] Position in running at each section and finish TAB# Saddle cloth number

:-:-- No data available at this section

NA No data available

DNT Did not track

BAR# Barrier/Gate Position

DNF Did not finish

DT-W Distance travelled compared to winner in metres

Fastest split

Fastest section



NZ Metropolitan Trotting Club Inc Harness
Race 8: NEVELE R STUD MOBILE TROT - 1980m

21 June 2026 - 7:17PM



Weather: Showers

Field Times 0:29.58 0:14.53
(Race Tempo) (0:15.05) (0:14.53)

Rank	TAB#	Horse	Overall Time	First 400m	Top Speed km/h (Section)	L400	L200						
	(BAR#)	Driver	Margin (DT-W)	Last 600m	Fastest Section (Time)	400 - 200	200 - Finish						
1	8	Silvester	2:31.00	0:28.95	52.5 (1980 - 1800)	0:29.28 [2]	0:14.50 [2]						
	(8)	R E Harrison		0:44.60	200-0 (0:14.50)	(0:14.78)	(0:14.50)						
2	10	Florence The Machine	2:31.20	0:30.31	51.5 (1980 - 1800)	0:29.00 [6]	0:14.52 [3]						
	(U2)	R L Houghton	0.9L (+2)	0:44.17	400-200 (0:14.48)	(0:14.48)	(0:14.52)						
3	5	Aradne	2:31.90	0:29.90	52.1 (400-200)	0:29.72 [5]	0:15.06 [5]						
	(5)	S W Hill	4.6L (+9)	0:45.14	400-200 (0:14.65)	(0:14.65)	(0:15.06)						
4	3	Clovelly Hill	2:32.20	0:28.32	52.3 (1980 - 1800)	0:30.78 [1]	0:15.73 [1]						
	(3)	B N Orange	6.2L (-8)	0:46.13	1800-1600 (0:14.74)	(0:15.05)	(0:15.73)						
5	6	Terry Webster	2:32.30	0:30.63	51.9 (400-200)	0:29.79 [7]	0:15.11 [6]						
	(6)	M B Holbrough	7.0L (+13)	0:44.97	400-200 (0:14.68)	(0:14.68)	(0:15.11)						
6	7	Bizza To'o	2:32.40	0:30.99	51.7 (400-200)	0:29.38 [8]	0:15.09 [7]						
	(7)	S E O'Reilly	7.3L (+8)	0:44.72	400-200 (0:14.29)	(0:14.29)	(0:15.09)						
7	9	Noah Magnific	2:32.40	0:29.58	51.8 (1980 - 1800)	0:30.53 [4]	0:15.67 [4]						
	(U1)	S J Thornley	7.3L (+7)	0:45.96	400-200 (0:14.86)	(0:14.86)	(0:15.67)						
8	4	Mode	2:34.00	0:29.25	50.9 (1980 - 1800)	0:32.23 [3]	0:16.34 [8]						
	(4)	W J House	16.1L (+5)	0:47.80	800-600 (0:15.17)	(0:15.88)	(0:16.34)						
9	1	Robo Trouble	2:37.90	0:28.93	51.3 (1980 - 1800)	0:34.50 [10]	0:18.06 [9]						
	(1)	R D Holmes	37.2L (-10)	0:50.57	1800-1600 (0:15.01)	(0:16.43)	(0:18.06)						
10	2	Spanish Princess	2:38.50	0:28.59	53.4 (1980 - 1800)	0:35.37 [9]	0:18.46 [10]						
	(2)	G C Telfer	40.2L (-12)	0:51.54	1800-1600 (0:14.99)	(0:16.91)	(0:18.46)						

Report Created: Sun 21 June 2026

(Note: Races are conducted over an approximate distance as close as possible to the advertised distance, and recorded data may vary accordingly. Official times refer to race times only and do not include handicap times.)

[] Position in running at each section and finish TAB# Saddle cloth number

Fastest split

:-:-- No data available at this section

BAR# Barrier/Gate Position

Fastest section

NA No data available

DNF Did not finish

DNT Did not track

DT-W Distance travelled compared to winner in metres

Horse/Jockey Name	Silvester/R E Harrison
Finish Rank	1
Fastest Section Time (Section)	0:14.50 (200-0)
Top Speed [km/h] (Section)	52.5 (1980 - 1800)
Race State	Finished



NZ Metropolitan Trotting Club Inc Harness

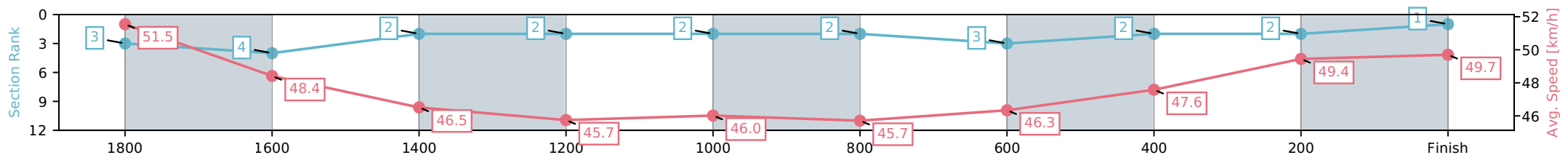
Race 8: NEVELE R STUD MOBILE TROT - 1980m



21 June 2026 - 7:17PM

Weather: Showers

Section	L1980	L1800	L1600	L1400	L1200	L1000	L800	L600	L400	L200
Section Times	2:31.00 (0:12.14)	2:18.86 [3] (0:15.22)	2:03.63 [4] (0:15.79)	1:47.85 [2] (0:15.74)	1:32.11 [2] (0:15.97)	1:16.14 [2] (0:15.99)	1:00.15 [2] (0:15.54)	0:44.60 [3] (0:15.32)	0:29.28 [2] (0:14.78)	0:14.50 [2] (0:14.50)
Average Speed [km/h]	51.5	48.4	46.5	45.7	46.0	45.7	46.3	47.6	49.4	49.7
Top Speed [km/h]	52.5	50.6	46.9	46.1	47.3	47.3	47.1	47.9	50.5	50.9
Avg. Dist. to Rail [m]	11.7	4.0	2.8	5.1	2.6	2.2	2.7	2.0	2.6	5.2



- [] Ranking at each section and finish
- :-:- No data available at this section
- NA No data available

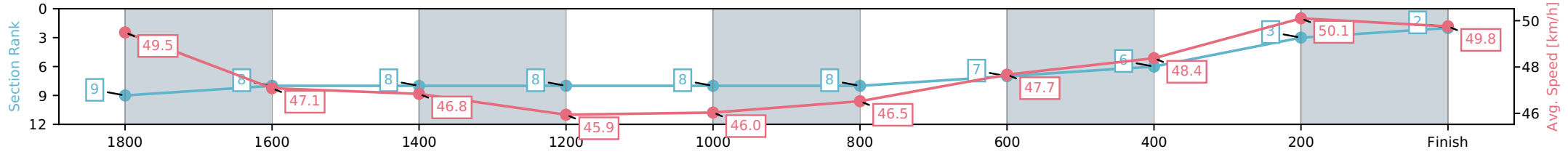
Horse/Jockey Name	Florence The Machine/R L Houghton
Finish Rank	2
Fastest Section Time (Section)	0:14.48 (400-200)
Top Speed [km/h] (Section)	51.5 (1980 - 1800)
Race State	Finished



NZ Metropolitan Trotting Club Inc Harness
 Race 8: NEVELE R STUD MOBILE TROT - 1980m
 21 June 2026 - 7:17PM
 Weather: Showers



Section	L1980	L1800	L1600	L1400	L1200	L1000	L800	L600	L400	L200
Section Times	2:31.20 (0:13.05)	2:18.15 [9] (0:15.69)	2:02.46 [8] (0:15.74)	1:46.72 [8] (0:15.68)	1:31.04 [8] (0:16.00)	1:15.04 [8] (0:15.77)	0:59.27 [8] (0:15.10)	0:44.17 [7] (0:15.17)	0:29.00 [6] (0:14.48)	0:14.52 [3] (0:14.52)
Average Speed [km/h]	49.5	47.1	46.8	45.9	46.0	46.5	47.7	48.4	50.1	49.8
Top Speed [km/h]	51.5	49.3	47.8	47.0	47.9	48.0	48.2	49.8	51.3	51.4
Avg. Dist. to Rail [m]	11.9	4.0	3.3	5.8	2.8	3.0	4.6	3.1	1.3	2.4



[] Ranking at each section and finish
 -:-:- No data available at this section
 NA No data available

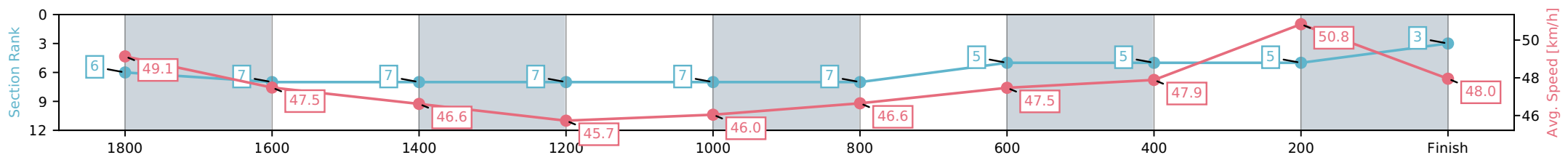
Horse/Jockey Name	Aradne/S W Hill
Finish Rank	3
Fastest Section Time (Section)	0:14.65 (400-200)
Top Speed [km/h] (Section)	52.1 (400-200)
Race State	Finished



NZ Metropolitan Trotting Club Inc Harness
 Race 8: NEVELE R STUD MOBILE TROT - 1980m
 21 June 2026 - 7:17PM
 Weather: Showers



Section	L1980	L1800	L1600	L1400	L1200	L1000	L800	L600	L400	L200
Section Times	2:31.90 (0:12.72)	2:19.18 [6] (0:15.60)	2:03.58 [7] (0:15.79)	1:47.79 [7] (0:15.75)	1:32.04 [7] (0:15.98)	1:16.06 [7] (0:15.74)	1:00.31 [7] (0:15.17)	0:45.14 [5] (0:15.43)	0:29.72 [5] (0:14.65)	0:15.06 [5] (0:15.06)
Average Speed [km/h]	49.1	47.5	46.6	45.7	46.0	46.6	47.5	47.9	50.8	48.0
Top Speed [km/h]	49.7	49.7	47.5	47.1	47.9	48.3	48.3	49.3	52.1	51.6
Avg. Dist. to Rail [m]	9.9	4.5	3.1	5.8	2.8	3.0	4.5	3.8	5.5	8.9



[] Ranking at each section and finish
 -:-:- No data available at this section
 NA No data available

Horse/Jockey Name	Clovelly Hill/B N Orange
Finish Rank	4
Fastest Section Time (Section)	0:14.74 (1800-1600)
Top Speed [km/h] (Section)	52.3 (1980 - 1800)
Race State	Finished



NZ Metropolitan Trotting Club Inc Harness

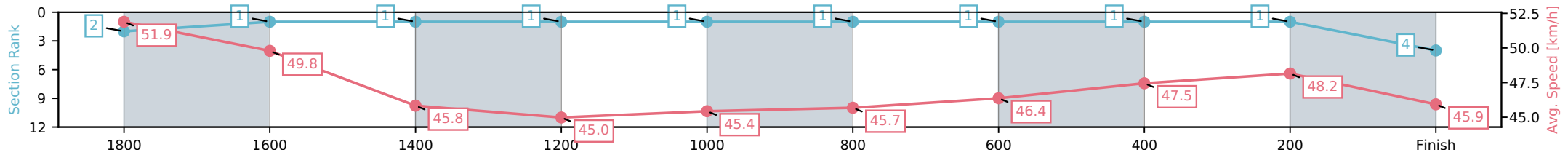
Race 8: NEVELE R STUD MOBILE TROT - 1980m



21 June 2026 - 7:17PM

Weather: Showers

Section	L1980	L1800	L1600	L1400	L1200	L1000	L800	L600	L400	L200
Section Times	2:32.20 (0:12.02)	2:20.18 [2] (0:14.74)	2:05.44 [1] (0:15.93)	1:49.51 [1] (0:16.00)	1:33.50 [1] (0:15.98)	1:17.53 [1] (0:15.86)	1:01.67 [1] (0:15.53)	0:46.14 [1] (0:15.35)	0:30.78 [1] (0:15.05)	0:15.73 [1] (0:15.73)
Average Speed [km/h]	51.9	49.8	45.8	45.0	45.4	45.7	46.4	47.5	48.2	45.9
Top Speed [km/h]	52.3	51.8	47.5	45.4	46.8	46.9	47.5	47.6	48.7	48.4
Avg. Dist. to Rail [m]	5.7	3.1	1.9	3.6	1.1	1.1	2.5	1.9	1.4	4.2



- [] Ranking at each section and finish
- :-:- No data available at this section
- NA No data available

Horse/Jockey Name	Terry Webster/M B Holbrough
Finish Rank	5
Fastest Section Time (Section)	0:14.68 (400-200)
Top Speed [km/h] (Section)	51.9 (400-200)
Race State	Finished



NZ Metropolitan Trotting Club Inc Harness

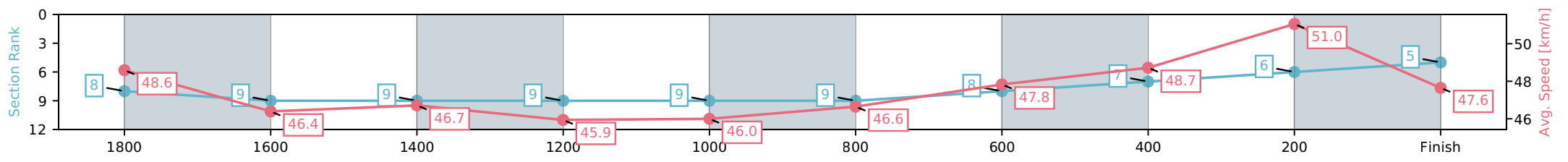
Race 8: NEVELE R STUD MOBILE TROT - 1980m



21 June 2026 - 7:17PM

Weather: Showers

Section	L1980	L1800	L1600	L1400	L1200	L1000	L800	L600	L400	L200
Section Times	2:32.30 (0:12.94)	2:19.36 [8] (0:16.06)	2:03.30 [9] (0:15.82)	1:47.48 [9] (0:15.68)	1:31.80 [9] (0:16.02)	1:15.79 [9] (0:15.76)	1:00.03 [9] (0:15.05)	0:44.98 [8] (0:15.18)	0:29.79 [7] (0:14.68)	0:15.11 [6] (0:15.11)
Average Speed [km/h]	48.6	46.4	46.7	45.9	46.0	46.6	47.8	48.7	51.0	47.6
Top Speed [km/h]	49.1	47.4	48.1	46.9	47.6	48.1	48.4	51.1	51.9	51.6
Avg. Dist. to Rail [m]	9.3	5.4	3.5	6.1	3.0	3.1	4.9	3.9	6.5	11.0



[] Ranking at each section and finish
 -:-:- No data available at this section
 NA No data available

Horse/Jockey Name	Bizza To'o/S E O'Reilly
Finish Rank	6
Fastest Section Time (Section)	0:14.29 (400-200)
Top Speed [km/h] (Section)	51.7 (400-200)
Race State	Finished



NZ Metropolitan Trotting Club Inc Harness

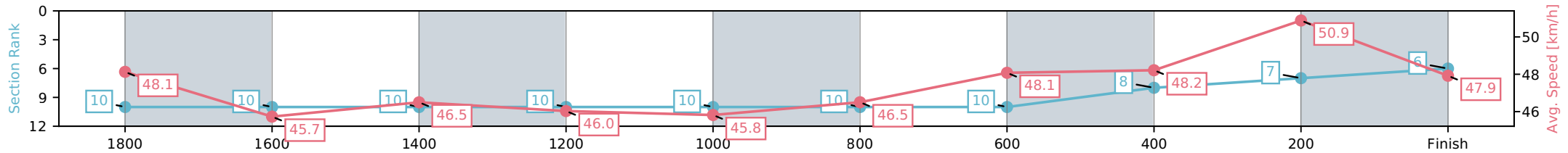
Race 8: NEVELE R STUD MOBILE TROT - 1980m



21 June 2026 - 7:17PM

Weather: Showers

Section	L1980	L1800	L1600	L1400	L1200	L1000	L800	L600	L400	L200
Section Times	2:32.40 (0:13.09)	2:19.31 [10] (0:16.27)	2:03.04 [10] (0:15.86)	1:47.18 [10] (0:15.64)	1:31.54 [10] (0:16.06)	1:15.48 [10] (0:15.78)	0:59.71 [10] (0:14.98)	0:44.73 [10] (0:15.34)	0:29.38 [8] (0:14.29)	0:15.09 [7] (0:15.09)
Average Speed [km/h]	48.1	45.7	46.5	46.0	45.8	46.5	48.1	48.2	50.9	47.9
Top Speed [km/h]	48.8	46.9	48.2	48.3	47.6	48.1	48.9	49.7	51.7	50.6
Avg. Dist. to Rail [m]	12.6	5.7	3.2	5.8	2.8	2.8	4.6	3.9	1.4	2.1



- [] Ranking at each section and finish
- :-:- No data available at this section
- NA No data available

Horse/Jockey Name	Noah Magnific/S J Thornley
Finish Rank	7
Fastest Section Time (Section)	0:14.86 (400-200)
Top Speed [km/h] (Section)	51.8 (1980 - 1800)
Race State	Finished



NZ Metropolitan Trotting Club Inc Harness

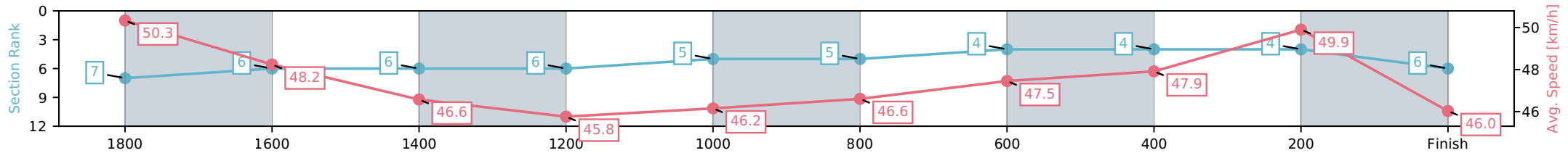
Race 8: NEVELE R STUD MOBILE TROT - 1980m



21 June 2026 - 7:17PM

Weather: Showers

Section	L1980	L1800	L1600	L1400	L1200	L1000	L800	L600	L400	L200
Section Times	2:32.40 (0:12.73)	2:19.67 [7] (0:15.26)	2:04.41 [6] (0:15.81)	1:48.60 [6] (0:15.74)	1:32.86 [6] (0:15.98)	1:16.88 [5] (0:15.75)	1:01.14 [5] (0:15.18)	0:45.96 [4] (0:15.43)	0:30.53 [4] (0:14.86)	0:15.67 [4] (0:15.67)
Average Speed [km/h]	50.3	48.2	46.6	45.8	46.2	46.6	47.5	47.9	49.9	46.0
Top Speed [km/h]	51.8	50.2	47.2	47.0	47.7	47.9	47.9	49.2	50.3	49.4
Avg. Dist. to Rail [m]	9.5	3.4	3.1	5.7	3.0	3.0	4.3	3.8	4.6	7.2



- [] Ranking at each section and finish
- :-:- No data available at this section
- NA No data available

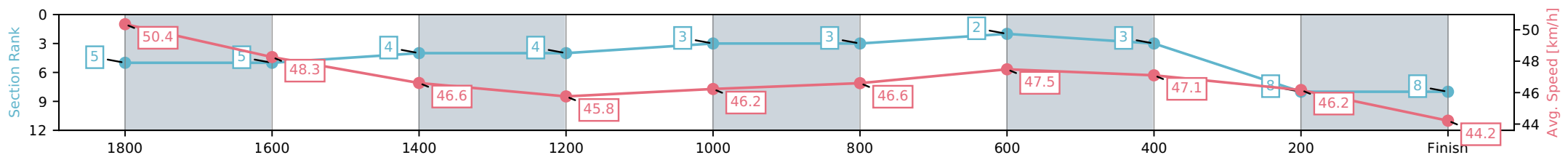
Horse/Jockey Name	Mode/W J House
Finish Rank	8
Fastest Section Time (Section)	0:15.17 (800-600)
Top Speed [km/h] (Section)	50.9 (1980 - 1800)
Race State	Finished



NZ Metropolitan Trotting Club Inc Harness
 Race 8: NEVELE R STUD MOBILE TROT - 1980m
 21 June 2026 - 7:17PM
 Weather: Showers



Section	L1980	L1800	L1600	L1400	L1200	L1000	L800	L600	L400	L200
Section Times	2:34.00 (0:12.43)	2:21.57 [5] (0:15.24)	2:06.33 [5] (0:15.78)	1:50.55 [4] (0:15.74)	1:34.81 [4] (0:16.02)	1:18.79 [3] (0:15.81)	1:02.97 [3] (0:15.17)	0:47.81 [2] (0:15.58)	0:32.23 [3] (0:15.88)	0:16.34 [8] (0:16.34)
Average Speed [km/h]	50.4	48.3	46.6	45.8	46.2	46.6	47.5	47.1	46.2	44.2
Top Speed [km/h]	50.9	50.5	47.1	46.6	47.6	48.1	48.1	47.8	47.5	47.0
Avg. Dist. to Rail [m]	7.0	3.3	3.1	5.7	3.6	3.3	4.0	2.9	3.1	6.2



[] Ranking at each section and finish
 -:-:- No data available at this section
 NA No data available

Horse/Jockey Name	Robo Trouble/R D Holmes
Finish Rank	9
Fastest Section Time (Section)	0:15.01 (1800-1600)
Top Speed [km/h] (Section)	51.3 (1980 - 1800)
Race State	Finished



NZ Metropolitan Trotting Club Inc Harness

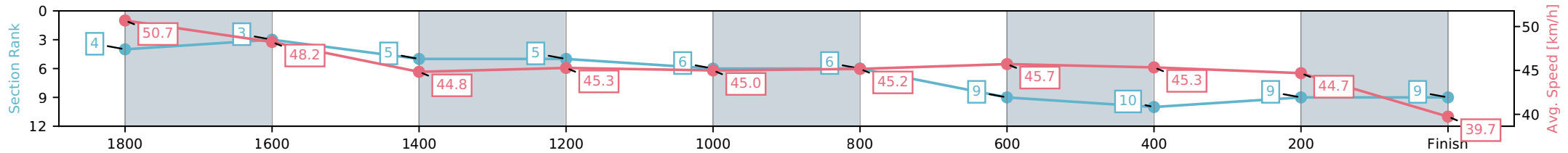
Race 8: NEVELE R STUD MOBILE TROT - 1980m



21 June 2026 - 7:17PM

Weather: Showers

Section	L1980	L1800	L1600	L1400	L1200	L1000	L800	L600	L400	L200
Section Times	2:37.90 (0:12.34)	2:25.56 [4] (0:15.01)	2:10.54 [3] (0:16.15)	1:54.39 [5] (0:15.90)	1:38.49 [5] (0:16.12)	1:22.37 [6] (0:16.05)	1:06.32 [6] (0:15.75)	0:50.57 [9] (0:16.08)	0:34.50 [10] (0:16.43)	0:18.06 [9] (0:18.06)
Average Speed [km/h]	50.7	48.2	44.8	45.3	45.0	45.2	45.7	45.3	44.7	39.7
Top Speed [km/h]	51.3	50.3	46.3	46.3	46.1	46.5	46.4	45.8	45.6	42.6
Avg. Dist. to Rail [m]	1.4	1.0	1.0	3.7	1.1	1.2	2.9	2.0	3.2	5.5



- [] Ranking at each section and finish
- :-:- No data available at this section
- NA No data available

Horse/Jockey Name	Spanish Princess/G C Telfer
Finish Rank	10
Fastest Section Time (Section)	0:14.99 (1800-1600)
Top Speed [km/h] (Section)	53.4 (1980 - 1800)
Race State	Finished



NZ Metropolitan Trotting Club Inc Harness

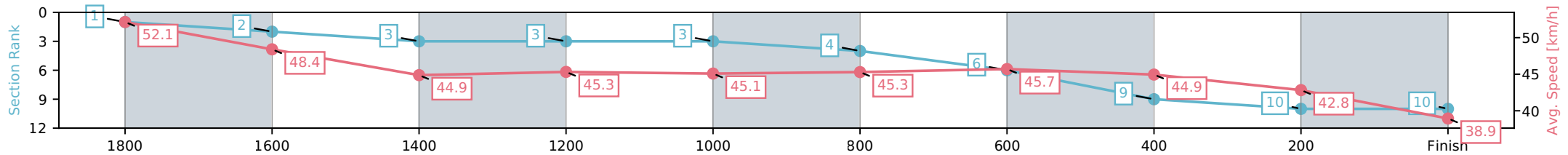
Race 8: NEVELE R STUD MOBILE TROT - 1980m



21 June 2026 - 7:17PM

Weather: Showers

Section	L1980	L1800	L1600	L1400	L1200	L1000	L800	L600	L400	L200
Section Times	2:38.50 (0:12.01)	2:26.49 [1] (0:14.99)	2:11.50 [2] (0:16.18)	1:55.32 [3] (0:15.90)	1:39.42 [3] (0:16.14)	1:23.29 [3] (0:15.98)	1:07.30 [4] (0:15.76)	0:51.54 [6] (0:16.17)	0:35.37 [9] (0:16.91)	0:18.46 [10] (0:18.46)
Average Speed [km/h]	52.1	48.4	44.9	45.3	45.1	45.3	45.7	44.9	42.8	38.9
Top Speed [km/h]	53.4	50.9	46.4	46.3	46.3	46.6	46.5	45.8	44.3	42.2
Avg. Dist. to Rail [m]	3.5	1.5	1.3	3.5	1.3	1.1	2.7	1.7	1.2	3.4



- [] Ranking at each section and finish
- :-:- No data available at this section
- NA No data available